

# Extrusions

## At A Glance

***We stock a wide variety of plastic, aluminum, stainless steel and solid brass extrusions***

### Products

#### Plastic Extrusions:

***We work with the most advanced color labs and production facilities in the world and can duplicate or create plastic extrusions in almost any shape, color, tint, tone, transparency or translucency. For custom plastic extrusions, minimum production runs and color matching fees will apply.***

*We also offer plastic extrusions in a broad range of available plastics that are not listed.*

Material	Properties
<b>ABS</b> (Acrylonitrile Butadiene Styrene)	Rigid material. Good scuff resistance. Good for low temperature performance. Good for color matching. Good chemical resistance.
<b>Acrylic</b>	Rigid, clear material with high clarity. Good weather resistance. Can be modified for extra strength.
<b>Butyrate</b> (Cellulose Acetate Butyrate)	Semi-rigid, clear material with excellent clarity and high gloss. Good for color matching. Can be modified for good weatherability.
<b>Flexible PVC</b> (Polyvinyl Chloride)	Flexible material. Good abrasion resistance. Self healing with good weatherability. Good for color matching. Available in finishes from matte to high gloss.
<b>Low Density Polyethylene</b> (LLDPE, LDPE)	Flexible material. Tough. Good for low temperature performance. Good for color matching. Semi-gloss finish.
<b>PETG</b> (Polyethylene Terephthalate Glycol)	Rigid, clear material with high clarity. Good impact strength.
<b>Styrene (HIPS)</b>	Rigid, clear material. Cost effective. Good for color matching. Can be foamed.
<b>Rigid PVC</b> (Polyvinyl Chloride)	Rigid material. Available in clear or colors. High impact strength. Good abrasion and chemical resistance. Self extinguishing.
<b>Polypropylene</b>	Semi-rigid material. High strength. Good for low temperature performance. Good for color matching. Available in FDA approved grades. Great for use in hinges.
<b>TPE (Thermo Plastic Elastomers)</b>	Very flexible material. Available only in colors. Good performance in a wide range of temperatures.
<b>Polycarbonate</b>	Rigid, clear material with very high clarity. Lightweight with excellent strength. Good for color matching.
<b>Polyurethane</b>	Flexible to semi-rigid material. Available in clear and colors. Good abrasion and chemical resistance. Can be foamed.
<b>Nylon</b>	Rigid material. Excellent wear and abrasion resistance. Good performance in a wide range of temperatures.
<b>Styrolux</b> (Styrene Butadiene Block Copolymers)	Semi-rigid, clear material with excellent clarity and high gloss. Cost effective. Good impact resistance.

#### Aluminum Extrusions:

***We offer aluminum extrusions in a wide variety of stocked and custom anodized and powder coated finishes in almost any color along with wood grain, marble and faux finishes.***

Material	Properties
<b>Aluminum</b>	6063 T5 provides good extrudability with a high quality finish and offers some corrosion resistant properties.
<b>Stainless Steel</b>	430 grade is magnetic. Added chromium provides corrosion resistant properties.

### In House Engineering & Custom Tool Design

***With our in house tooling capabilities and exceptional network of affiliated production partners, we have the largest library of profile tooling available in the industry, enabling us to provide you with profile extrusions without the high cost and delay of having to fabricate new tooling.***

***Our in house engineers and affiliated production partners can assist you with the design and production of cost effective custom profile extrusions up to 12" in width or larger, manufactured to the most exacting tolerances in your choice of materials.***



## Color/Finish Matching

*Depending on the properties of the material chosen, we can custom color match all of the plastic and aluminum extrusions that we offer by your simply sending us a sample color swatch, chip or item to be matched.*

## Cutting

*We offer a variety of cutting options for our plastic and semi-rigid and rigid aluminum extrusions.*

### Standard Cut:

Standard Cuts are utilized to reduce freight costs by cutting extrusions to specific sized lengths that can be shipped via UPS or FedEx.

- Low tolerance Standard Cuts are cut to specified sized lengths of 6'x6'; 8'x4' or 4'x4'x4' with a (+/- 1") tolerance for UPS or FedEx Ground shipments
- No more than 2 cuts per length
- Costs vary by quantity and material
- Restocking fees apply to all returned items with the exception of errors on our part

### Non-Standard Cut:

Non-Standard Cuts are required when cutting extrusions to specific sized lengths that do not conform to the cut sizes listed in Standard Cuts (For example, a 12' length may be cut to 79" if desired with the customer receiving the balance of the cut length).

- Low tolerance Non-Standard Cuts are cut to specific sized lengths with a (+/- 1") tolerance
- No more than 1 cut per length
- Cuts must be made in full inch increments
- Costs vary by quantity and material
- Cut lengths may or may not meet UPS or FedEx shipping requirements
- No returns allowed with the exception of errors on our part

### High Tolerance Secondary Cut

High Tolerance Secondary Cuts are suited for immediate jobsite use when cutting extrusions to specific sized lengths & tighter tolerances.

(For example, a 12' length may be cut to 17'-1/4", 69'-5/16" & 56'-1/8" as required).

- High Tolerance Secondary Cuts are cut to specific sized lengths with a specified (+/- 1/32" to 1/8") tolerance
- Cuts can be made in any quantity per length to different specified sizes
- Costs and tolerances will vary by product, material and quantity of cuts
- No returns allowed with the exception of errors on our part

### In Line Cut

In Line Cuts are utilized for extrusions that are custom extruded with the highest tolerances to your specified lengths, and are most cost effective for those requiring minimum production quantities of 5000' or more.

- Providing that the minimum production quantity is met, In Line Cut extrusions can be extruded to any length with a plus side tolerance at no additional cost
- Costs and tolerances will vary by profile and material, and will need to be quoted on a per order basis
- No returns allowed with the exception of errors on our part

## Secondary Application of Tape

Whereby many stocked plastic extrusions are available with rubber based, foam or adhesive tape, if required, we can apply adhesive tape either supplied by the customer or us to small quantities of selected extrusions not manufactured with adhesive tape.


- Costs will vary by product, material and quantity, and will need to be quoted on a per order basis
- No returns allowed with the exception of errors on our part

## Bagging, Pack Out & Kitting

We can bag, pack out and kit specific items to your requirements in poly bags or boxes together with your extrusion order (Which may include your literature, instructions or other customer provided or purchased products). Costs will vary and will need to be quoted on a per order basis.

## Drop Shipping

*We can drop ship on your behalf to single or multiple locations either with or without our name or address (Blind Shipping) to meet your requirements. Quoted on a per order basis.*



# Flexible Polyethylene Tee Moulding

Lengths: 250 Ft. Coils *Sample Chains Available - Please Inquire*

Use S1 or S7 Slotter *unless otherwise noted*



## Stock Colors Available

*770 Almond	*742 Angola Brown	*288 Beige	*260 Black	*131 Blue	*386 Bronze ▲	*113 Green	*632 Opti Gray ◆
*175 Putty Gray	*324 Red	*363 Silver	*243 Storm Gray ◆	*315 Brown	*248 Chamois Yellow ◆	*125 Dove Gray	*236 Fresca Green ◆
*212 Folkstone ◆	*253 Gold ▲	*579 Tan	*709 Tan	*614 Toy Blue ◆	*601 White	*895 Yellow	

◆ Available in 5/8", 3/4" & 13/16" widths only  
▲ 5000 ft. minimum apply

## Woodgrains Available

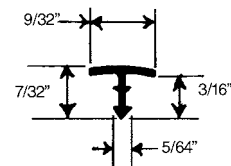
*817P American Nat. Maple	*866P Natural Oak
*809P Boston Cherry	*747P Teak
*423 Oak	

Cherry is available in 3/4", 13/16" & 1-1/4" only

NOTE: We can supply other colors  
- Minimums apply - please inquire



Fits 9/32"

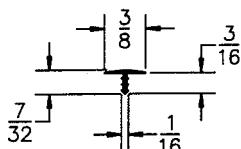


Uses  
S065  
Slotter

Part #

105-656-260	Black
105-656-315	Brown
105-656-601	White

Fits 3/8"

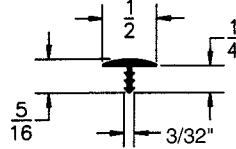


Uses  
S065  
Slotter

Part #

105-318-*	Color
-----------	-------

Fits 1/2"

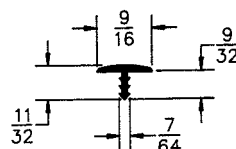


Uses  
S065  
Slotter

Part #

105-667-*	BK & WH
	Color
	W/G

Fits 9/16"

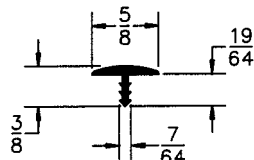


(#315 Brown is non-stock - 6000 ft. minimum)

Part #

105-668-*	Color
	W/G

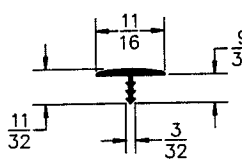
Fits 5/8"



Part #

105-662-*	BK & WH
	Color
	W/G

Fits 11/16"

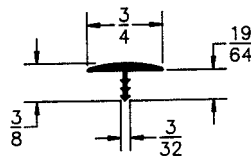


Uses  
S065  
Slotter

Part #

105-677-*	BK & WH
	Color
	W/G

Fits 3/4"

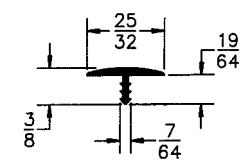


Uses  
S065  
Slotter

Part #

	BK & WH
105-679-*	Color
	W/G

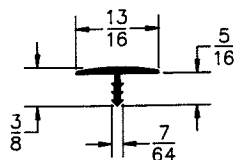
Fits 25/32"



Part #

105-2532-*	Color
	W/G

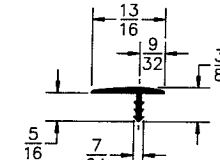
Fits 13/16"



Part #

105-658-*	BK & WH
	Color ◆
	W/G

Fits 13/16"

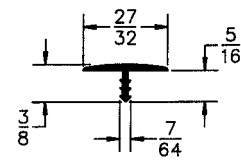


Offset

Part #

105-659-*	Color
-----------	-------

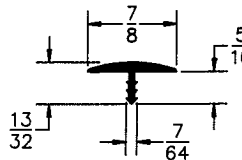
Fits 27/32"



Part #

105-2732-*	Color
	W/G

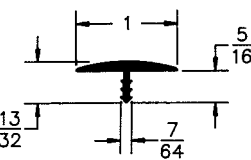
Fits 7/8"



Part #

105-650-*	Color W/G
-----------	--------------

Fits 1"



Part #

105-651-*	Color
	W/G

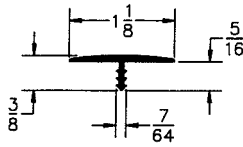


SEE PAGE A-12 FOR TEE MOULDING TOOLS & BLADES

OUTWATER INDUSTRIES, INC. • www.outwater.com

Lengths: 250 Ft. Coils *Sample Chains Available - Please Inquire*

Use S1 or S7 Slotter *unless otherwise noted*

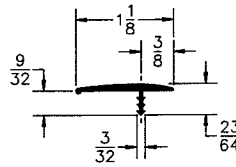


**Fits 1-1/8"**

Part #

**105-563-\***

Color  
W/G

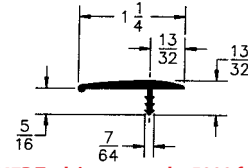


**Fits 1-1/8"**  
**Offset**

Part #

**105-564-\***

Color



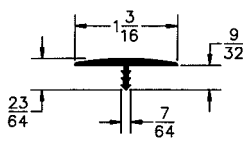
**Fits 1-1/4"**  
**Offset**  
**w/Bead**

Part #

**105-544-\***

Color  
W/G

(#747P Teak is non-stock - 5000 ft. minimum)

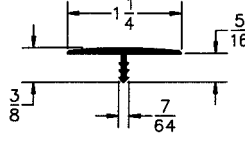


**Fits 1-3/16"**

Part #

**105-1316-\***

Color

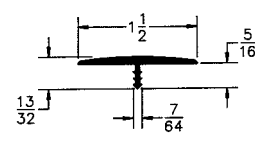


**Fits 1-1/4"**

Part #

**105-543-\***

BK & WH  
Color  
W/G

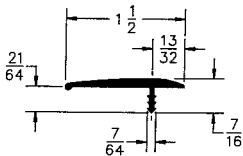


**Fits 1-1/2"**

Part #

**105-672-\***

Color  
W/G

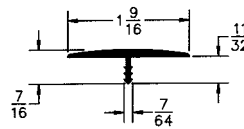


**Fits 1-1/2"**  
**Offset**

Part #

**105-673-\***

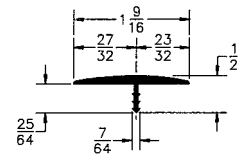
Color  
W/G



**Fits 1-9/16"**

Part #

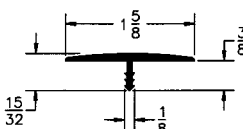
**105-1916-260** Black  
**105-1916-315** Brown  
**105-1916-601** White



**Fits 1-9/16"**  
**Offset**

Part #

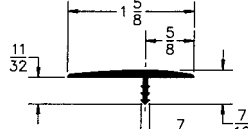
**105-1917-260** Black  
**105-1917-315** Brown  
**105-1917-601** White



**Fits 1-5/8"**

Part #

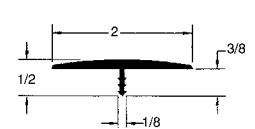
**105-1058-260** Black  
**105-1058-315** Brown  
**105-1058-601** White



**Fits 1-5/8"**  
**Offset**

Part #

**105-1059-260** Black  
**105-1059-315** Brown  
**105-1059-601** White



**Fits 2"**

Uses  
S2 or S8  
Slotter

Part #

Length

**105-2000-260** Black 100 Ft. Coils  
**105-2000-601** White 100 Ft. Coils



## Flexible Embossed Leatherette Polyethylene Tee Moulding

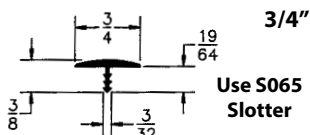
Lengths: 250 Ft. Coils • Use S1 or S7 Slotter

Colors Available

**243 Storm Gray** | **260 Black**

*unless otherwise noted*

**NOTE: We can supply other colors, minimums may apply. Please inquire**

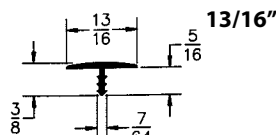


**3/4"**

Use S065  
Slotter

Part #

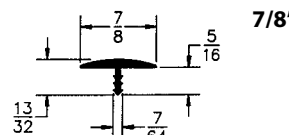
**108-679-260**  
**108-679-243**



**13/16"**

Part #

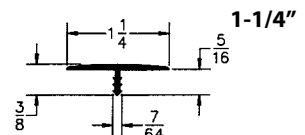
**108-658-260**  
**108-658-243**



**7/8"**

Part #

**108-650-260**



**1-1/4"**

Part #

**108-543-260**



**SEE PAGE A-12 FOR TEE MOULDING TOOLS & BLADES**

Phone: 1-800-631-8375 • Fax: 1-800-888-3315



# Flexible Metallic Tee Moulding


## Streamlining Wrap Around Metallic Film

Lengths: 250 Ft. Coils  
Material: PVC Core • Use S1 or S7 Slotter

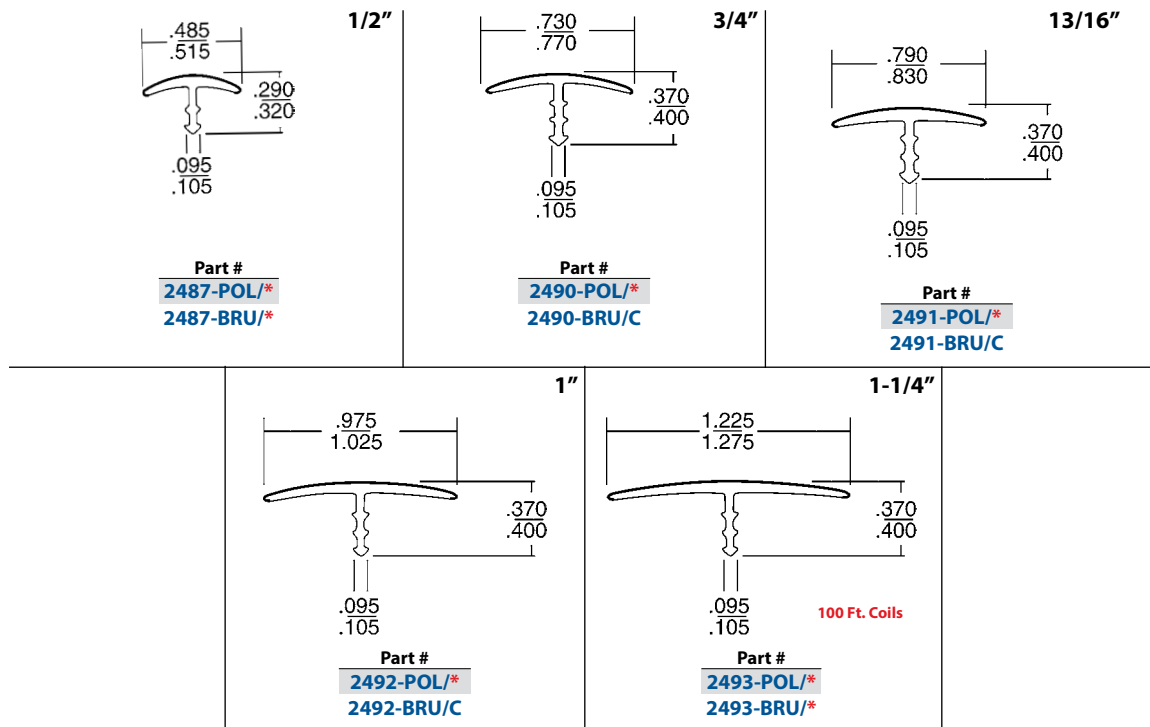
### Finishes Available

\*POL/B - Polished Brass    \*POL/C - Polished Chrome  
\*BRU/B - Brushed Brass    \*BRU/C - Brushed Chrome

unless otherwise noted



This flexible TEE MOULDING is manufactured from a soft, pliable vinyl which conforms to the contours of any product design with the highly flexible, bright finish surface and underside, it easily turns tight inside and outside corner radius.



## Carbide Tipped Tee Moulding Blades

### 2 Wing Blade



Part#	No. Of Wings	Slot Thickness
S055	2	.055"
S065	2	.065"
S1	2	.075"
S2	2	.080"
S3	2	3/32"
S4	2	1/8"
S5	2	3/16"
S6	2	1/4"

### 4 Wing Blade



Part#	No. Of Wings	Slot Thickness
S7	4	.075"
S8	4	.080"
S9	4	3/32"
S10	4	1/8"
S11	4	3/16"
S12	4	1/4"
S13	4	.065"

### Arbor A1/B1

A1 Arbor w/Locknut & B1 Bearing w/Washer




5/16" Bore  
1/4" Shank  
1/2" Cut

### Complete Set

2 Wing w/Arbor & Bearing

4 Wing w/Arbor & Bearing



Part#	No. Of Wings	Slot Thickness
SJ-055	2	.055"
SJ-065	2	.065"
SJ-1	2	.075"
SJ-2	2	.080"
SJ-3	2	3/32"
SJ-4	2	1/8"
SJ-5	2	3/16"
SJ-6	2	1/4"

Part#	No. Of Wings	Slot Thickness
SJ-7	4	.075"
SJ-8	4	.080"
SJ-9	4	3/32"
SJ-10	4	1/8"
SJ-11	4	3/16"
SJ-12	4	1/4"
SJ-13	4	.065"

## Flat Face Bumper Moulding



**Lengths: 250 Ft. Coils**

**Material: PVC**

Colors Available

\*WH - White

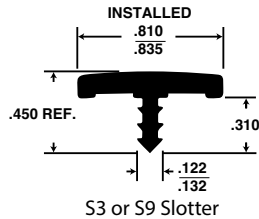
\*BK - Black

\*DG - Dove Gray

\*BR - Brown

\*AL - Almond

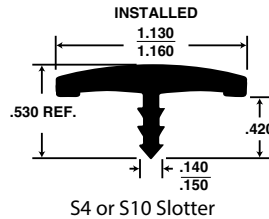
*Custom Colors Available - Please Inquire*



Part #

**304-812-BK**

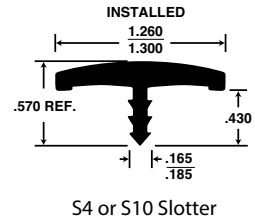
**304-812\***



Part #

**304-1125-BK**

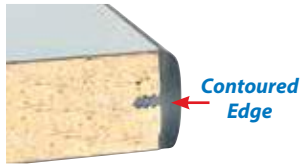
**304-1125\***



Part #

**304-1250-BK**

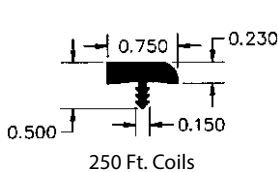
**304-1250\***



## Black Waterfall Bumper Moulding

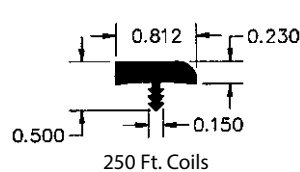
**Material: Matte PVC • Use S4 or S10 Slotter**  
**6 Millimeter • Color Thru and Thru**

*Unique design allows you to trim from the bottom while keeping the contoured edge on top*



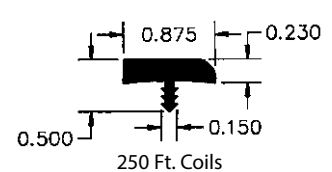
Part #

**110-075-BK**



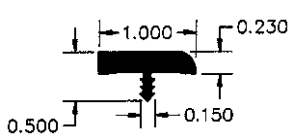
Part #

**110-812-BK**



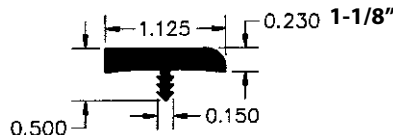
Part #

**110-875-BK**



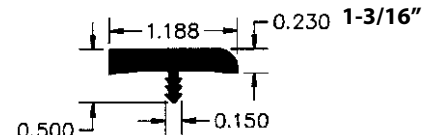
Part #

**110-100-BK**



Part #

**110-112-BK**



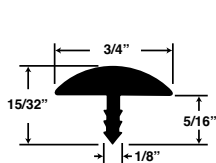
Part #

**110-118-BK**



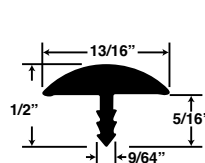
## Black Poly Bumper Moulding

**Lengths: 100 Ft. Coils • Material: Polyethylene • Use S3 or S9 Slotter**



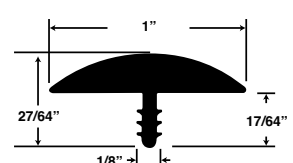
Part #

**307-750-BK**



Part #

**307-812-BK**



Part #

**307-1000-BK**

# Standard Bumper Moulding



**Lengths: 250 Ft. Coils - UPS Shippable/Self Healing**

**Material: PVC**

## Colors Available

\*WH - White    \*BK - Black    \*BR - Brown    \*DG - Dove Gray  
\*AL - Almond    \*RD - Red    \*SIL - Silver    \*SG - Slate Gray

*unless otherwise noted*

<p>1/2"</p> <p>S1 or S7 Slotter</p> <p>Part # 303-576-BK 303-576-WH</p>	<p>1/2"</p> <p>S1 or S7 Slotter</p> <p>Part # 303-575-BK 303-575-*</p>	<p>5/8"</p> <p>S2 or S8 Slotter</p> <p>Part # 303-625-BK 303-625-*</p>	<p>11/16"</p> <p>S2 or S8 Slotter</p> <p>Part # 303-687-BK 303-687-*</p>
<p>3/4"</p> <p>S2 or S8 Slotter</p> <p>Part # 303-750-BK 303-750-*</p>	<p>13/16"</p> <p>S3 or S9 Slotter</p> <p>Part # 303-812-BK 303-812-*</p>	<p>7/8"</p> <p>S4 or S10 Slotter</p> <p>Part # 303-875-BK 303-875-*</p>	<p>1"</p> <p>S4 or S10 Slotter</p> <p>Part # 303-1000-BK 303-1000-*</p>
<p>1-1/4"</p> <p>S4 or S10 Slotter</p> <p>Part # 303-1250-BK 303-1250-*</p>	<p>1-1/4"</p> <p><b>WOOD GRAIN</b></p> <p>S4 or S10 Slotter-100 Ft. Coils</p> <p>Part # 303-1250-OK</p>	<p>1-1/2"</p> <p>S4 or S10 Slotter-100 Ft. Coils</p> <p>Part # 303-1500-BK 303-1500-*</p>	<p>1-3/4"</p> <p>S4 or S10 Slotter-100 Ft. Coils</p> <p>Part # 303-1750-BK 303-1750-*</p>



**SEE PAGE A-12 FOR TEE MOULDING TOOLS & BLADES**

# Glossy Bumper Moulding

Lengths: 50 Ft. Coils

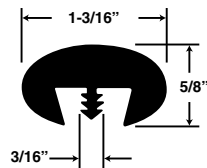
Material: PVC • Use S4 or S10 Slotter • High Profile Design • Minimum 5" Radius

Colors Available

\*BK - Black

\*DG - Dove Gray

\*AL - Almond



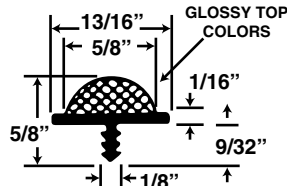
Fits 11/16" & 3/4"

Part #

PROPOR3019DRT-\*



Material: PVC/Dual Durometer • Use S4 or S10 Slotter • Black  
High Profile Design • Can Make 4"-5" Radius



Part #

302-812-BK/BK



250 Ft. Coil  
S3/S9 Slotter

Lengths: 50 Ft. Coils

Material: PVC • Use S4 or S10 Slotter

Colors Available

\*BK - Black

\*WH - White

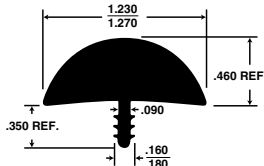
\*DG - Dove Gray

\*BR - Brown

\*AL - Almond

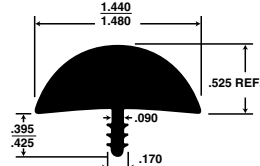
\*RD - Red

\*BL - Blue



Part #

303-1032-BK  
303-1032-\*



Part #

303-1038-BK  
303-1038-\*

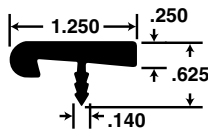
Blue not available



## Glossy Specialty Angle Bumper Moulding

Lengths: 125 Ft. Coils

Material: Vinyl PVC • Use S4 or S10 Slotter • Black



Part #

310-1000-BK

For 7/8" Board



## Lipped Tee Moulding

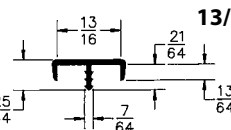
Lengths: 250 Ft. Coils

Material: Polyethylene

Colors Available

260 - Black

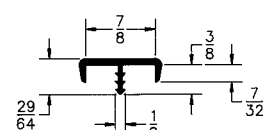
601 - White



S1 or S7 Slotter

Part #

521-812-260  
521-812-601



S2 or S8 Slotter

Part #

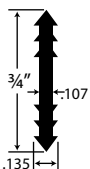
521-875-260  
521-875-601

## Double Black Spine

Lengths: 6 Ft.

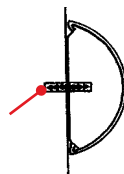
Material: Styrene  
Use S4 or S10 Slotter

Use when attaching mouldings to routed surfaces



Part #

R106-684-BK



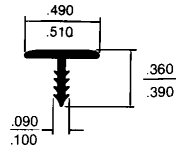
## Straight Edge Metallic Tee Moulding

Lengths: 12 Ft.

Material: ABS/Mylar - Rigid/Protective Cover • Use S1 or S7 Slotter  
Absolutely Wave and Distortion Free • Available From Stock

Finishes Available

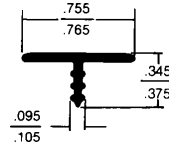
\*POL/C - Polished Chrome



1/2"

Part #

2025-POL/C



3/4"

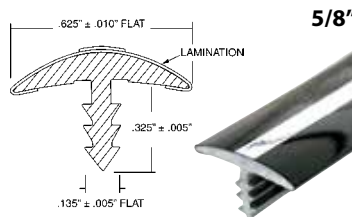
Part #

1928-POL/C

## 2-Tone Designer Tee Moulding

Lengths: 250 Ft. Coils • Use S2 or S8 Slotter

*unless otherwise noted*



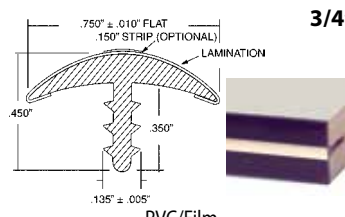
5/8"

PVC Film

Brite Chrome W/Black Shoulders

Part #

96775-B/C



3/4"

PVC/Film

Brite Brass W/Black Shoulders=(B/B)

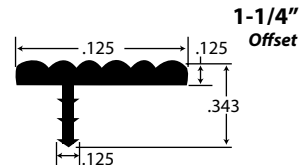
Brite Chrome W/Black Shoulders=(B/C)

Part #

96782S-B/B

96782S-B/C

## Offset Barb Rippled Tee Moulding

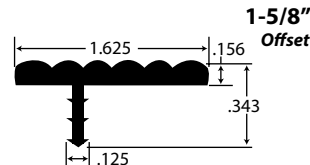


1-1/4"  
Offset

25 Ft. Coils - PVC Silver  
The Look Of Satin Aluminum

Part #

2350-SIL



1-5/8"  
Offset

150 Ft. Coils - PVC Silver  
The Look Of Satin Aluminum

Part #

2355-SIL

## Aluminum Fillers

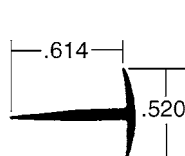
Lengths: 12 Ft.

Finishes Available

\*M - Mill - Dull Finish: As Extruded - May or May Not Have "Scratches"/Die Lines

\*P - Polished - Shiny/Mirror Finish

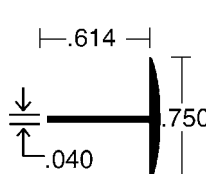
\*S - Satin/Clear Anodized - Dull, Matte Finish



1/2"

Part #

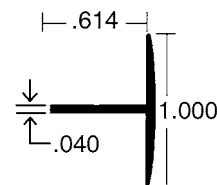
ALU411-\*



3/4"

Part #

ALU0365-P



1"

Part #

ALU0395-P

# Real Aluminum Tee Moulding

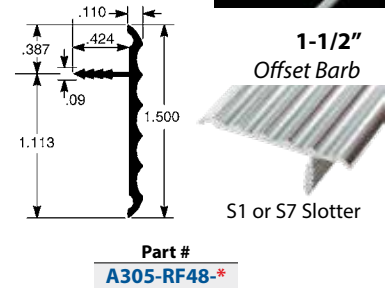
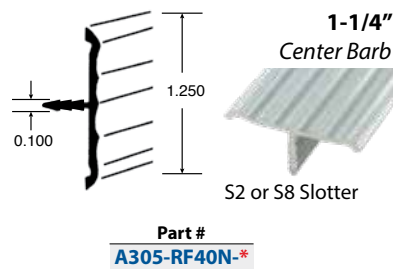
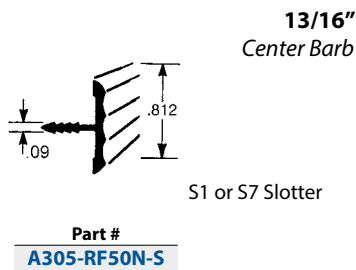
Lengths: 12 Ft. • Rippled Face • 4" Minimum Radius

Finishes Available

\*M - Mill - Dull Finish: As Extruded - May or May Not Have "Scratches"/Die Lines

\*S - Satin/Clear Anodized - Dull, Matte Finish

*New technology allows you to shape and form a variety of designs*



## Real Aluminum Tee Moulding

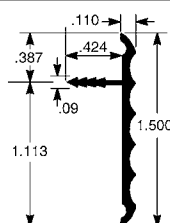
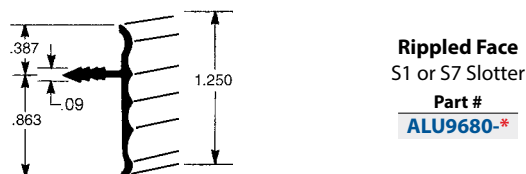
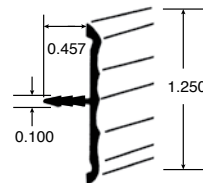
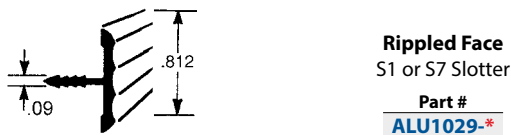
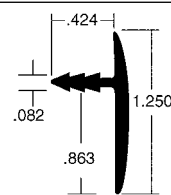

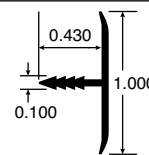
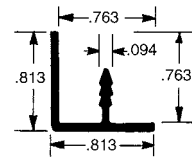

Lengths: 12 Ft.

Finishes Available

\*M - Mill - Dull Finish: As Extruded - May or May Not Have "Scratches"/Die Lines

\*P - Polished - Shiny/Mirror Finish

\*S - Satin/Clear Anodized - Dull, Matte Finish





## HAND HELD AIR HAMMERS



**DANAIR**  
**HAND HELD HAMMER**  
**AH15**  
(Supplied w/standard blue tip)

**IMPORTED**  
**HAND HELD HAMMER**  
**AH25**  
(Supplied w/standard blue tip)



- OVER **1000 BLOWS PER MINUTE.**
- NO SWINGING.
- Can be used anywhere the smallest hand can reach. Replaces wide variety of cumbersome hammers and mallets. No skilled personnel.
- CONTROL. A single hammer blow or excess of 1000 blows per minute. Adjustable from slightest hammer tap to heavy impact blows.
- VERSATILE. Easily interchangeable hammer tips of super soft hard plastic, steel and aluminum.
- PALM SIZE-LIGHTWEIGHT-SAFE.

**LEATHER TOOL GLOVE**  
FOR AH15 OR AH25 HAMMER  
**AS-706**



### REPLACEMENT PARTS

Part #	Description
<b>T-15SS</b>	Hammer Tip
<b>T-15S</b>	Hammer Tip
<b>T-15M</b>	Hammer Tip
<b>T-15H</b>	Hammer Tip
<b>T-15AL</b>	Hammer Tip
<b>T-15ST</b>	Hammer Tip
<b>159</b>	Stem
<b>4-212</b>	"O" Ring
<b>163</b>	Bumper
<b>3-127</b>	"O" Ring
<b>158</b>	Valve
<b>3-114</b>	"O" Ring
<b>4-218</b>	"O" Ring
<b>157</b>	Cap
<b>2-031</b>	"O" Ring
<b>161</b>	Exhaust Seat
<b>162</b>	Plug
<b>156</b>	Housing



**HAMMER TIP**  
**T-15SS** (Super Soft Plastic) **Red**  
**T-15S** (Soft Plastic) **Blue**  
**T-15M** (Medium Plastic) **Black**  
**T-15H** (Hard Plastic) **Yellow**  
**T-15AL** (Aluminum)  
**T-15ST** (Steel)

### AS-OK-15 REPAIR KIT

**INCLUDES:**

- 1 - ALL-O-RINGS
- 1 - AS-ORL-O-RINGS LUBE
- 1 - 163 BUMPER

**AS-319 STROKE CONTROL SPACER**  
(available as optional accessory)  
SHORTENS STROKE BY 1/4"  
REDUCES HAMMERING FORCE

## Carbide Tipped Tee Moulding Blades

### 2 Wing Blade



Part#	No. Of Wings	Slot Thickness
<b>S055</b>	2	.055"
<b>S065</b>	2	.065"
<b>S1</b>	2	.075"
<b>S2</b>	2	.080"
<b>S3</b>	2	3/32"
<b>S4</b>	2	1/8"
<b>S5</b>	2	3/16"
<b>S6</b>	2	1/4"

### Complete Set



2 Wing w/Arbor & Bearing

Part#	No. Of Wings	Slot Thickness
<b>SJ-055</b>	2	.055"
<b>SJ-065</b>	2	.065"
<b>SJ-1</b>	2	.075"
<b>SJ-2</b>	2	.080"
<b>SJ-3</b>	2	3/32"
<b>SJ-4</b>	2	1/8"
<b>SJ-5</b>	2	3/16"
<b>SJ-6</b>	2	1/4"

### 4 Wing Blade



Part#	No. Of Wings	Slot Thickness
<b>S7</b>	4	.075"
<b>S8</b>	4	.080"
<b>S9</b>	4	3/32"
<b>S10</b>	4	1/8"
<b>S11</b>	4	3/16"
<b>S12</b>	4	1/4"
<b>S13</b>	4	.065"

### Complete Set



4 Wing w/Arbor & Bearing

Part#	No. Of Wings	Slot Thickness
<b>SJ-7</b>	4	.075"
<b>SJ-8</b>	4	.080"
<b>SJ-9</b>	4	3/32"
<b>SJ-10</b>	4	1/8"
<b>SJ-11</b>	4	3/16"
<b>SJ-12</b>	4	1/4"
<b>SJ-13</b>	4	.065"

### Arbor

**A1/B1**

A1 Arbor w/Locknut & B1 Bearing w/Washer



- 5/16" Bore
- 1/4" Shank
- 1/2" Cut

## Tee Moulding Tools

### EDGE TRIMMER 101

THE QUALITY HSS BLADE (3mm thick, 18% tungsten) has two cutting edges and, therefore, operates both forwards and backwards and effortlessly cuts off all projecting lippings neatly and completely flush-when the additional jaws are used with a chamfer of 30° or 45°. The chamfer is adjustable according to the spacing between the additional jaws.

Supplied with a built-in blade and additional jaws 45° mounted, a pair of additional jaws 30° and on fence for plane parallel cutting--the latter for PVC and veneer edges.

With fence for veneer edge & PVC lippings



With additional jaws 45° or 30° for plastic lippings



**101-TRIMMER**  
**101XTRA-BLADE**

### FLUSH TRIMMER

This all metal hand tool features a precise high carbon steel cutting blade that trims excess material from the edge of the tee moulding face, creating a smooth flush table or counter surface. The unique circular blade can be rotated to expose a new sharp cutting surface. This feature eliminates the need for frequent sharpening. Heavy cast aluminum housing with ball bearing roller guides facilitates easy operation.



**992006-000-0000**  
**992007-000-0000**

## Notching Tools

The most important "quarter inch" in mitering is that small portion of the barb which is removed by the notching tool. This special "V" cut enables the moulding to negotiate small radii and sharp corners for a clean, smooth installation.



Part#	Description	Punch Thickness
<b>P900R</b>	Vinyl Tee Moulding Notcher - cuts 1/4" radius	0.156"
<b>1870A</b>	Replacement Blade	-
<b>P900A</b>	Aluminum & Vinyl Notcher with 1/16" opening	0.050"
<b>1840A</b>	Replacement Blade (A-Notch)	-
<b>P900V</b>	Channel and Angle Notcher with 3/32" opening	0.090"
<b>848A</b>	Replacement Blade	-

## 3rd Hand HD

The 3rd Hand HD is the help you have been looking for. If you ever wished you had an extra hand, look no further. It is rugged, built to last a lifetime and it's never late for work! Brace, jack or support whatever you need.

- 360° articulating foot Pump jack for precision height adjustment
- Telescoping pole, 5' to 12' with ball detents for positive locking
- Great for hanging cabinets, drywall & crown moulding



Part#	Description
<b>3-H-HAND-HD-5</b>	3rd Hand single pack
<b>3-H-2PK-3-HAND-5</b>	3rd Hand twin pack

## 1 MANUAL EDGE BANDER



For banding pre-glued edges on PVC, polyester, melamine and veneer. It can band both straight and shaped work pieces. Through special design of an adjustable clamp high precision work and reliability are ensured. Guillotine knife for end trimming and roll-holder included as standard equipment.

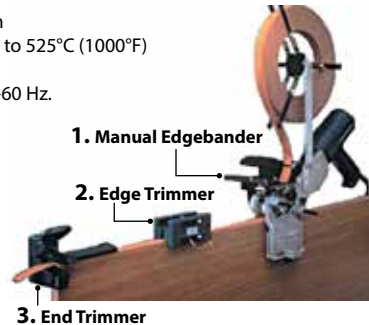
### **SPECIFICATIONS:**

- Double Insulation
- Max. Banding Width - 50mm
- Temperature - 300°C (570°F) to 525°C (1000°F)
- Air Delivery - 400/min.
- Input Power - 115/230 V, 50-60 Hz.
- Weight - 2,7 Kgs
- Maximum Material Thickness- 1mm

### **EBS-980**

(Includes Edge Bander, Edge Trimmer & End Trimmer)

**EBS-980-XBLADE**  
(Replacement Blade)



## 2 EDGE TRIMMER

Double edge trimmer. Cuts both sides simultaneously, finishing operations. For edges up to 40mm. For larger edges it can be used as two independent edge trimmers. Top quality long life blades which are easy to replace once worn.



### **EBS-930**

**EBS-930-RB**  
(Replacement Blade)

## 3 END TRIMMER

Manual end trimmer. It allows a perfect, clean and high quality cut on all the corners of the board. No other finishing operations are needed. Equipped with double sided blades.



### **EBS-210**

Trims up to  
1mm each side.  
Max Edge Width: 2.4"

**EBS-210-RB**  
(Replacement Blade)


## Multipurpose Cutter



### **GT-7000**

- Heavy duty forged steel blade for extra tough materials
- Ergonomic handle for comfortable use

### **Optional Accessories:**



**CT-BLD**  
BLADE

**CT-MA**

**CT-SRA**

**CT-DRA**

**CT-RAA**

**CT-FA**

**MITER ANVIL**  
For mitering at multiple angles

**SINGLE RADIUS ANVIL**  
For 1" dia. material

**DOUBLE RADIUS ANVIL**  
For 5/8" and 3/4" dia. material

**RIGHT ANGLE ANVIL**  
For 90° angles

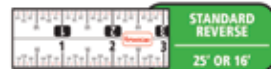
**FLAT ANVIL**  
For straight and flat cuts

## Pro Carpenter Tape Measure



### **PSSR**

- 16 ft. length
- Built-in pencil sharpener
- Erasable note pad
- Belt clip
- Locks in place from the top or bottom
- Numbers can be read from both left and right hands



## CL46 Clipper

### **DELIVERS QUICK CLEAN CUTS**

**Plastic Tubing - Rubber - Weather Stripping - Rope - Twine - Leather - Plants/Shrubs - Crafts - Wood Trim - Carpeting - Linoleum - Auto Trim - Auto Belts & Hoses - Nylon and much more!**

- Replacement stainless steel blades (previously carbon)
- New convenient blade storage in the handle blade tray slips into handle for storage of extra blades.
- Now available in 2 sizes: 2-1/2" & 3-7/8".
- New replacement kit contains 3 stainless steel blades and 1 anvil: complete with storage tray.

**CL46-25...2-1/2" Clipper**  
**CL46...3-7/8" Clipper**

**Replacement Kits:** **CL46-25RK**  
**CL46RK**

## **BIG BLUE LARGE BREAKAWAY BLADE UTILITY KNIFE**

- Blue plastic casing
- Includes one blade with 7-point segments
- Replacement blades available

### **BBK-80K**

### **Replacement Blades:**

- Must be purchased in multiples of 12 pieces
- BBK-80B**



Made in China

## **DIECAST UTILITY KNIFE**

- High quality pewter die casting handle
- 10-steps positioning lock
- Lock blade compatible, each furnished with one blade

### **DCB-219K**



## Utility Knives

# Peel & Stick Edgebanding



- Just peel and stick it
- Bond increases in strength with time
- 50' & 250' rolls
- 600' rolls available (PVC Only), Please Inquire
- .020 thickness
- Custom colors and sizes up to 5" available for 1 roll minimum, please inquire

Part #	Description	Size
<b>FESP-34-*</b>	PVC Solid	3/4"
<b>FEWP-34-*</b>	PVC Wood Grain	
<b>FESW-34-*</b>	Unfinished Wood	
<b>FEPW-34-*</b>	Finished Wood	
<b>FEME-34-*</b>	Metallic PVC	15/16"
<b>FESP-1516-*</b>	PVC Solid	
<b>FEWP-1516-*</b>	PVC Wood Grain	
<b>FESW-1516-*</b>	Unfinished Wood	
<b>FEPW-1516-*</b>	Finished Wood	
<b>FEME-1516-*</b>	Metallic PVC	

## PVC (Solids, Woodgrains and Metallics)

<b>*WH</b> White	<b>*RN</b> Renaissance Oak	<b>(*CM)</b> Clear Maple	<b>*BR</b> Brushed Brass	<b>*GC</b> Golden Cherry
<b>*AW</b> Antique White	<b>(*MD)</b> Medium Oak	<b>*AM</b> American Maple	<b>*PBR</b> Polished Brass	<b>*DC</b> Dark Cherry
<b>*AL</b> Almond	<b>(*LO)</b> Light Oak	<b>*NC</b> Natural Cherry	<b>*BCHR</b> Brushed Chrome	<b>*HT</b> Heritage Cherry
<b>*BK</b> Black	<b>(*HM)</b> Hardrock Maple	<b>*PW</b> Presidential Walnut	<b>*PCHR</b> Polished Chrome	<b>*AC</b> Autumn Cherry
<b>*DG</b> Fog Gray	<b>(*MM)</b> Manitoba Maple	<b>*IW</b> Imperial Walnut	<b>*SC</b> Select Cherry	<b>*FC</b> Fuji Cherry
<b>*LG</b> Folkstone Gray	<b>(*LM)</b> Light Maple	<b>*MW</b> Mahogany on Walnut	<b>*MC</b> Medium Cherry	<b>*RM</b> Red Mahogany
<b>*NO</b> Natural Oak	<b>*BE</b> Beech	<b>*KP</b> Knotty Pine	<b>*BC</b> Bourbon Cherry	<b>*DM</b> Dark Red Mahogany
<b>*GO</b> Golden Oak				

## Unfinished (Real Wood)

<b>*RO</b> Red Oak	<b>(*MP)</b> Maple	<b>*WA</b> Walnut	<b>*WO</b> White Oak	<b>(*CH)</b> Cherry
-----------------------	-----------------------	----------------------	-------------------------	------------------------

## Pre-finished (Real Wood)

<b>*FRO</b> Red Oak	<b>*FMP</b> Maple	<b>*FB</b> Birch	<b>*FWO</b> White Oak	<b>*FCH</b> Cherry	<b>*FWA</b> Walnut
------------------------	----------------------	---------------------	--------------------------	-----------------------	-----------------------

For more Unfinished and Pre-finished colors, please inquire.

# Polyester Edgebanding

## PEEL & STICK POLYESTER EDGE BANDING IN COLOR

Lengths: 250 Ft. Coils

- Works With Most Foam Board Edges

Stocked Colors Available

**\*WH** - White    **\*BK** - Black



Part #	Width
<b>PE-500*</b>	1/2"
<b>PE-625*</b>	5/8"
<b>PE-750*</b>	3/4"
<b>PE-812*</b>	13/16"
<b>PE-1000*</b>	1"
<b>PE-1500*</b>	1-1/2"



## Colors Available

\*WH - Frost White \*BK - Black

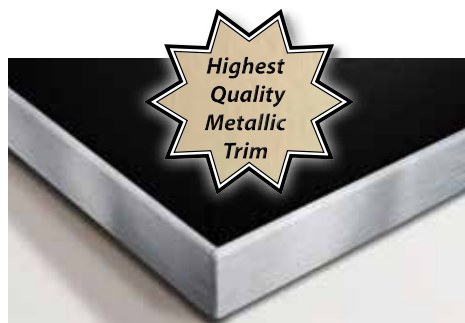
Part #	Size
IOC625-BK	5/8"
IOC750-*	3/4"
IOC812-*	13/16"
IOC875-*	7/8"
IOC100-BK	1"
IOC1125-BK	1-1/8"
IOC1250-BK	1-1/4"
IOC150-BK	1-1/2"



## Real Wood Veneer Fleece Edge Available

\*RD - Red Oak \*WO - White Oak \*WB - White Birch \*CH - Cherry


Part #	Size
IOV750-*	3/4"
IOV812-*	13/16"
IOV875-WB	7/8"
IOV100-RO	1"
IOV1250-*	1-1/4"



## Metal Like Trims

Edgebanding and profile wrapping comes in a diverse range of finishes with a clear protective film on the front, and a standard .020" thickness.

### Peel & Stick Finishes Available



\*POL/B  
Polished Brass




\*POL/C  
Polished Chrome



\*BRU/B  
Brushed Brass



\*BRU/C  
Brushed Chrome



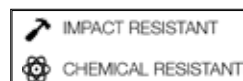
\*BRU/SS  
Brushed  
Stainless Steel



\*BK  
Gloss Black

### DESIGNED FOR ALL TRIM APPLICATIONS

- MATERIAL: Deposits of metallized plastic with a durable lacquered finish, laminated to a THERMOPLASTIC BACKER.
- PROTECTIVE COVER
- Can be sawed, cut or routed without delamination.
- CLEAN, FINISHED EDGES WITHOUT FILING
- Scratch resistant



250 FT. COIL NTP TRIM  
(With Adhesive) .020 Thickness

Part #	Size
NTP-25-*	1/4"
NTP-50-*	1/2"
NTP-75-*	3/4"
NTP-875-*	7/8"
NTP-1-*	1"
NTP-1-25-*	1-1/4"
NTP-1-50-*	1-1/2"
NTP-2-*	2"
NTP-3-*	3"
NTP-6-*	6"
NTP-24-*	24" - 50 ft. coil

500 FT. COIL NTP TRIM  
(Primed/No Adhesive) .020 Thickness

Part #	Size
ET-50-*	1/2"
ET-75-*	3/4"
ET-875-*	7/8"
ET-1-*	1"
ET-1-125-POL/C	1-1/8"
ET-1-25-*	1-1/4"
ET-1-50-*	1-1/2"
ET-2-*	2"
ET-3-*	3"
ET-6-*	6"
ET-24-*	24" - 50 ft. coil

■ NOTE: ET TRIMS ARE PRIMED FOR USE WITH AUTOMATIC EDGEBOARDING EXCEPT GLOSS BLACK

**Matching 4' x 8' sheets are available. Please inquire.**

Additional Widths are available - please call with your inquiry



## INTRODUCING A COMPLETE LINE OF REHAU EDGEBANDING

*We Can Match Virtually Any Laminate Color!*

### FOR AUTOMATIC EDGEBANDERS

#### Thin Edgeband

AVAILABLE WIDTH SIZES: 5/8", 3/4", 7/8", 15/16" & 1-5/16"  
THICKNESS: .018 & .020 - 600 FT. COILS



*This PVC edgebanding is ideal for thinner panels in a variety of sizes and colors.*

Part#	Size	Color Or Woodgrain	Thickness	Coil Size
PVC58-BLK	5/8"	Black	0.018"	600
PVC58-ALM	5/8"	Almond	0.018"	600
PVC75-FK	3/4"	Folkstone	0.018"	600
PVC75-WHT	3/4"	White	0.018"	600
PVC75-HRM	3/4"	Hard Rock Maple	0.018"	600
PVC875-BLK	7/8"	Black	0.018"	600
PVC875-ALM	7/8"	Almond	0.018"	600
PVC875-HRM	7/8"	Hard Rock Maple	0.018"	600
PVC1516-BLK	15/16"	Black	0.018"	600
PVC1516-AS	15/16"	Afternoon Showers	0.018"	600
PVC1516-FM	15/16"	Fusion Maple	0.018"	600
PVC1312-BLK	1-5/16"	Black	0.02"	600
PVC1312-FOG	1-5/16"	Fog	0.02"	600
PVC1312-AFRW	1-5/16"	African Walnut	0.02"	600

#### Spectraband®

AVAILABLE WIDTH SIZES: 15/16" & 1-5/16"  
THICKNESS: 1MM - 600 FT. COILS (Only Available 15/16" Width), 2MM & 3MM-300 FT. COILS



*Comprised of durable impact resistant and rigid PVC. This edging is ideal for high traffic areas and has superior machinability for easier processing.*

Part#	Size	Color Or Woodgrain	Thickness	Coil Size
PVC1M-ALM	15/16"	Almond	1mm	600
PVC1M-BLK	15/16"	Black	1mm	600
PVC2M-ALM	15/16"	Almond	2mm	300
PVC2M-BLK	15/16"	Black	2mm	300
PVC13123M-ALM	1-5/16"	Almond	3mm	300
PVC13123M-BLK	1-5/16"	Black	3mm	300
PVC13123M-FM	1-5/16"	Fusion Maple	3mm	300

#### Flexedge®

AVAILABLE WIDTH SIZES: 15/16" & 1-5/16"  
THICKNESS: 3MM - 300 FT. COILS



*This is a durable impact resistant semi-rigid PVC edge band, handles a radius as small as 12MM without extra pressure or excess adhesive. The flexible 3MM material trims easily and is ideal for use with contour edgebanders.*

Part#	Size	Color Or Woodgrain	Thickness	Coil Size
PVC3MF-ALM	15/16"	Almond	3mm	300
PVC3MF-BLK	15/16"	Black	3mm	300
PVC13123MF-ALM	1-5/16"	Almond	3mm	300
PVC13123MF-BLK	1-5/16"	Black	3mm	300
PVC13123MF-CS	1-5/16"	Congo Spruce	3mm	300

## INTRODUCING A COMPLETE LINE OF REHAU EDGEBANDING

*We Can Match Virtually Any Laminate Color!*

### FOR AUTOMATIC EDGEBANDERS

#### Eco Style™ ABS Edgeband

AVAILABLE WIDTH SIZES: 15/16" & 1-5/16"

THICKNESS: .018, .020 - 600 FT. COILS, 3MM - 300 FT. COILS




*ABS is chlorine - free both in its manufacture and in the final product. Unlike PVC, ABS may be incinerated with general waste. Additionally, this thermoplastic material is impact and temperature resistant, lighter in weight and highly heat resistant. Material is produced in our North American facility according to ISO 14001 environmental standards.*

Part#	Size	Color Or Woodgrain	Thickness	Coil Size
<a href="#">ABS1516-FOG</a>	15/16"	Fog	0.018"	600
<a href="#">ABS1516-BLK</a>	15/16"	Black	0.018"	600
<a href="#">ABS1516-GW</a>	15/16"	Gunstock Walnut	0.018"	600
<a href="#">ABS1312-WHT</a>	1-5/16"	White	0.02"	600
<a href="#">ABS1312-BLK</a>	1-5/16"	Black	0.02"	600
<a href="#">ABS3MM-WHT</a>	15/16"	White	3mm	300
<a href="#">ABS3MM-BLK</a>	15/16"	Black	3mm	300
<a href="#">ABS13123-FK</a>	1-5/16"	Folkstone	3mm	300
<a href="#">ABS13123-BLK</a>	1-5/16"	Black	3mm	300

#### Visions™ Glass Like

AVAILABLE WIDTH SIZES: 23MM & 45MM

THICKNESS: 2MM - 328 FT. COILS



*Glass is synonymous with clarity, light and openness, with visions™ edgeband achieves the unique appearance of real glass using lightweight, robust polymer. We create the illusion of depth by applying a decorative print to the underside of transparent Poly (Methyl Methacrylate PMMA) material. When this material is radiused or beveled, it diffuses light in the same way as real glass. By combining vision edgeband with matching boards or laminates, you can achieve the appearance of a real sheet of glass.*

Part#	Size	Color	Thickness	Coil Size
<a href="#">VEB232M-IB</a>	23mm	Ice Blue	2mm	328
<a href="#">VEB452-IB</a>	45mm	Ice Blue	2mm	328

#### Magic™ Metallic

AVAILABLE WIDTH SIZES: 22MM, 28MM & 43MM

THICKNESS: 1.5MM - 492 FT. COILS



*Using various combination of genuine aluminum edgeband and polymers, Magic™ Metallic edgeband achieves the look and feel of metal banding without its processing drawbacks. The magic collection, offered in aluminum and stainless steel finishes, includes metallic surface, translucent and magic creativo™, a twin level solid or printed surface with metallic overlay.*

Part#	Size	Color	Thickness	Coil Size
<a href="#">MM2215</a>	22mm	Magic Metallic Aluminum Finish	1.5mm	492
<a href="#">MM2815</a>	28mm	Magic Metallic Aluminum Finish	1.5mm	492
<a href="#">MM4315</a>	43mm	Magic Metallic Aluminum Finish	1.5mm	492



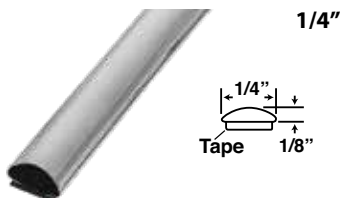

## Half Round Trim

**Material: PVC/Film - w/Foam Tape**

**Finishes Available**

**\*POL/C - Polished Chrome**

*unless otherwise noted*



Vinyl -100 Ft. Coils  
Brite Chrome

**Part #**

**CFWW250-B/C**



PVC/Film  
100 Ft. Coils - Flexible

**Part #**

**2004-POL/C-100**

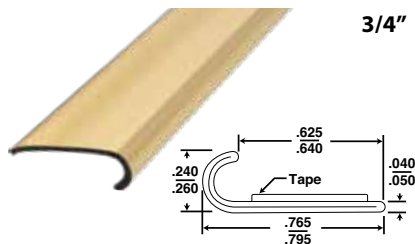
## Flat Trim

**Material: ABS/Film - w/Foam Tape**

**Finishes Available**

**\*POL/B - Polished Brass**

*unless otherwise noted*



12 Ft. Lengths

**Part #**

**2190-POL/B**

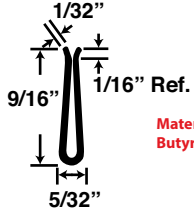
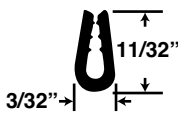
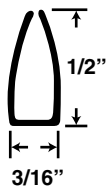
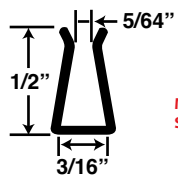
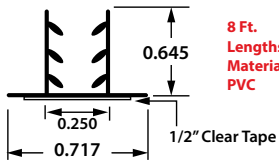
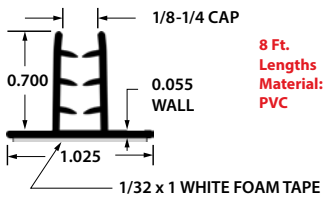
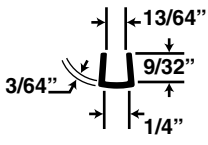
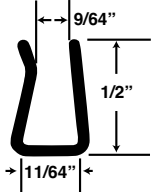
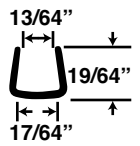
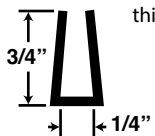
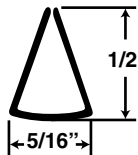
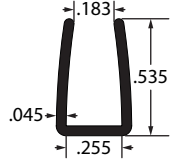
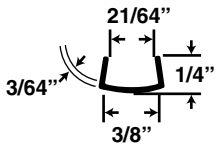
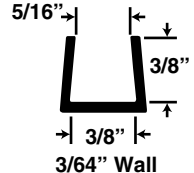
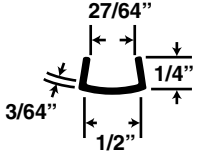
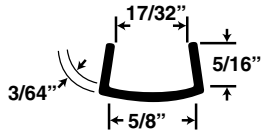
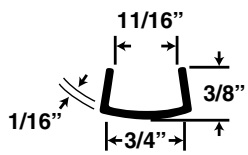
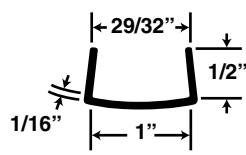
**Multi Purpose Cutter Available**



**GT-7000**



**Lengths: 12 Ft.**  
**Material: PVC**  
*unless otherwise noted*

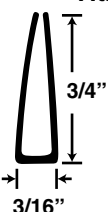
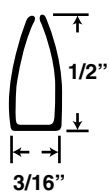
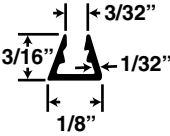
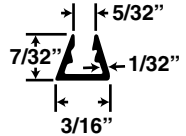
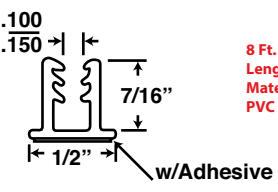
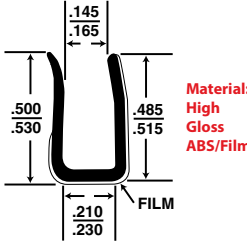
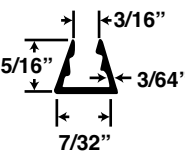
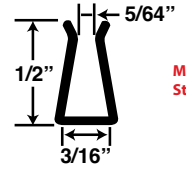
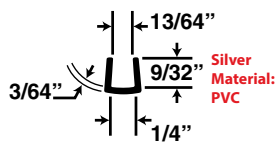
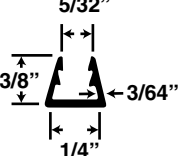
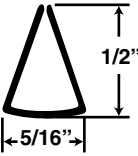
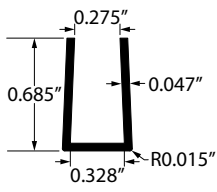
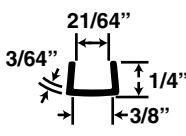
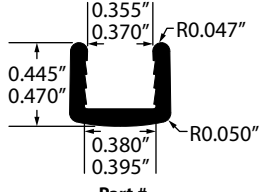
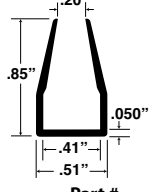
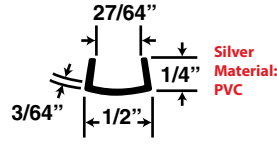
<p><b>Fits 1/16"</b></p>  <p><b>Material: Butyrate</b></p> <p>Part # <b>2128-CL</b></p>	<p><b>Fits 1/16"</b></p> <p>Gap adjustable</p>  <p><b>Material: Butyrate</b></p> <p>Part # <b>708-CL</b></p>	<p><b>Fits 1/8"</b></p>  <p><b>8 &amp; 10 Ft. Lengths</b></p> <p>Part # <b>130-CL</b></p>	<p><b>Fits 3/16"</b></p>  <p><b>Material: Styrolux</b></p> <p>Part # <b>142F-CL</b></p>
<p><b>Fits 3/16"</b></p>  <p><b>8 Ft. Lengths</b> <b>Material: PVC</b></p> <p>Part # <b>106-4820-CL</b></p>	<p><b>Fits 1/8"-1/4"</b></p>  <p><b>8 Ft. Lengths</b> <b>Material: PVC</b></p> <p>Part # <b>106-4814-CL</b></p>	<p><b>Fits 1/4"</b></p>  <p>Part # <b>141-CL</b></p>	<p><b>Fits 11/64"</b></p>  <p>Part # <b>1059-CL</b></p>
<p><b>Fits 1/4"</b></p>  <p><b>Material: Butyrate</b></p> <p>Part # <b>1830-CL</b></p>	<p><b>Fits 1/4"</b></p> <p>.060 wall thickness</p>  <p><b>8 Ft. Lengths</b> <b>Material: Butyrate</b></p> <p>Part # <b>P2743</b></p>	<p><b>Fits 1/4"</b></p>  <p><b>8 &amp; 10 Ft. Lengths</b></p> <p>Part # <b>131-CL</b></p>	<p><b>Fits 1/4"</b></p>  <p><b>Material: Butyrate</b></p> <p>Part # <b>2014-CL</b></p>
<p><b>Fits 3/8"</b></p>  <p>Part # <b>383-CL</b></p>	<p><b>Fits 3/8"</b></p>  <p>Part # <b>385-CL</b></p>	<p><b>Fits 1/2"</b></p>  <p>Part # <b>121-CL</b></p>	<p><b>Fits 5/8"</b></p>  <p>Part # <b>585-CL</b></p>
<p><b>Fits 3/4"</b></p>  <p>Part # <b>341-CL</b></p>	<p><b>Fits 1"</b></p>  <p>Part # <b>100-CL</b></p>	<div data-bbox="1024 1555 1232 1748"> <p><b>PROTOTYPE SAMPLES</b></p> <p>We are happy to provide samples for prototypes &amp; design builds - Please inquire.</p> </div>	

# Color U-Channel Moulding

**Lengths: 12 Ft.**  
**Material: Styrene**

Colors Available

\*WH - White   \*BK - Black   \*BE - Beige   \*SIL - Silver  
unless otherwise noted

<p><b>Fits Up To 1/8"</b></p>  <p>8 &amp; 10 Ft. Lengths</p> <p>Part # <b>132-*</b> Please Inquire</p>	<p><b>Fits Up To 1/8"</b></p>  <p>8 &amp; 10 Ft. Lengths</p> <p>Part # <b>130-*</b></p>	<p><b>Fits 1/8"</b></p>  <p>Part # <b>R104-581-*</b></p>	<p><b>Fits 3/16"</b></p>  <p>Part # <b>R104-582-*</b></p>
<p><b>Fits 1/8"</b></p>  <p>8 Ft. Lengths Material: PVC</p> <p>Part # <b>106-4808-*</b></p>	<p><b>Fits 5/32"</b></p>  <p>Material: High Gloss ABS/Film</p> <p>Part # <b>2326-BK</b></p>	<p><b>Fits 7/32"</b></p>  <p>Part # <b>R104-744-*</b></p>	<p><b>Fits 3/16"</b></p>  <p>Material: Styrolux</p> <p>Part # <b>142F-*</b></p>
<p><b>Fits 1/4"</b></p>  <p>Part # <b>141-*</b> <b>141-SIL</b></p>	<p><b>Fits 1/4"</b></p>  <p>Part # <b>R104-588-*</b></p>	<p><b>Fits Up To 1/4"</b></p>  <p>Part # <b>131-*</b></p>	<p><b>Fits 5/16"</b></p>  <p>Part # <b>R104-4016-*</b></p>
<p><b>Fits 3/8"</b></p>  <p>Part # <b>383-*</b></p>	<p><b>Fits 3/8"</b></p>  <p>Part # <b>R104-589-*</b></p>	<p><b>Fits Heavy 3/8"</b></p>  <p>Part # <b>133-BK</b> <b>133-SIL</b></p>	<p><b>Fits 1/2"</b></p>  <p>Part # <b>121-*</b> <b>121-SIL</b></p>

## PROTOTYPE SAMPLES

*We are happy to provide samples for prototypes & design builds.*  
*- Please Inquire*

Lengths: 12 Ft.

Material: Styrene

Colors Available

\*WH - White

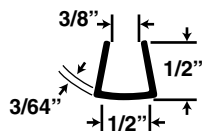
\*BK - Black

\*BE - Beige

\*SIL - Silver

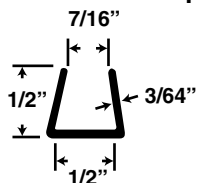
unless otherwise noted

Fits 1/2"



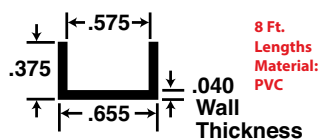
Part #  
**212-\***

Fits 1/2"



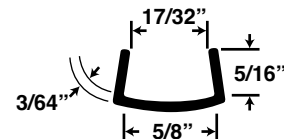
Part #  
**R104-683-\***

Fits 9/16"



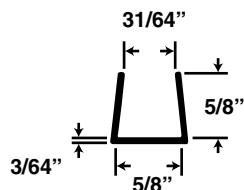
Part #  
**PLEC-\***

Fits 5/8"



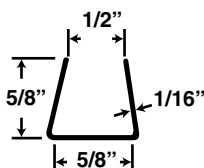
Part #  
**585-\***

Fits 5/8"



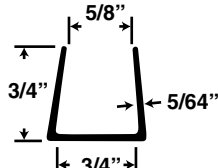
Part #  
**158-\***

Fits 5/8"



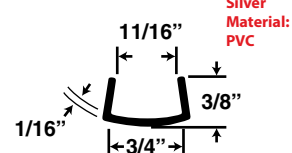
Part #  
**R104-554-\***

Fits 3/4"



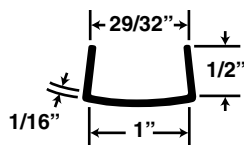
Part #  
**R104-569-\***

Fits 3/4"



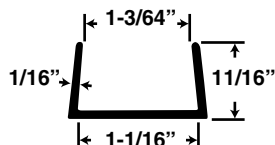
Part #  
**341-\***  
**341-SIL**

Fits 1"



Part #  
**100-\***

Fits 1-1/16"



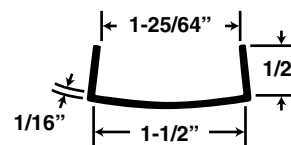
Part #  
**R104-5145-\***

Fits 1-1/4"



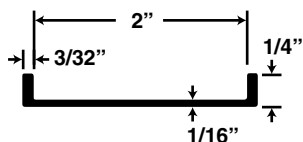
Part #  
**114-\***

Fits 1-1/2"



Part #  
**112-\***

Fits 2"



Part #  
**110-\***

## PROTOTYPE SAMPLES

We are happy to provide samples for prototypes & design builds - Please inquire.

## ALUMINUM PROFILES & SHAPES

**Wide Variety of Finishes**  
Available in 12 Ft. Lengths



Largest Stocking Distributor in the USA

- Angle (Even/Uneven) Mouldings...pg. A-39
- Cap & Divider Mouldings...pgs. A-31 ~ 32
- Channel Mouldings...pgs. A-25 ~ 26
- Corner Mouldings...pg. A-33
- Cove Mouldings...pg. A-37
- Filler Tee Mouldings...pg. A-10
- No Notch & Real Tee Mouldings...pg. A-11
- Price Tag Mouldings...pg. B-3
- Rounded Trim Mouldings...pg. A-35
- Tubes, Rods, Bars & Squares Shapes...pg. A-47
- Showcase Mouldings...pg. A-35
- Sliding Door Track Mouldings...pg. A-43
- Z Bar Mouldings...pgs. B-36 & B-46

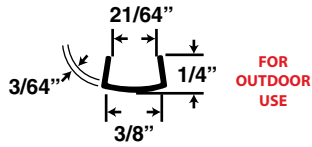
**10 Million Feet**  
of Stocked Extrusions

# UV Stabilized U-Channel Moulding

**Cut Program Available**  
SEE PAGE A-3 FOR DETAILS

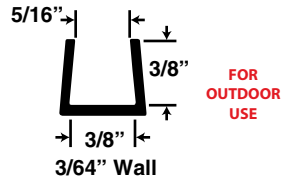
Lengths: 12 Ft.  
Material: RPVC  
Color: Satin White Sheen

Fits 3/8"



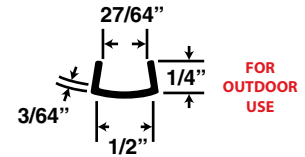
Part #  
**383UV-WH**

Fits 3/8"



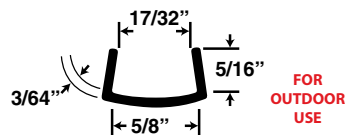
Part #  
**385UV-WH**

Fits 1/2"



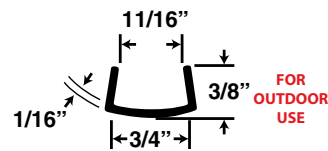
Part #  
**121UV-WH**

Fits 5/8"



Part #  
**585UV-WH**

Fits 3/4"

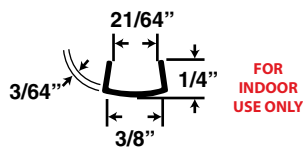


Part #  
**341UV-WH**

## Gloss Black U-Channel Moulding

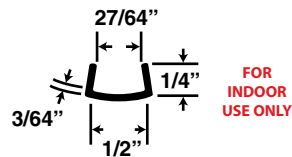
Lengths: 12 Ft.  
Material: RPVC  
Color: Gloss Black

Fits 3/8"



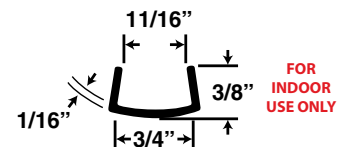
Part #  
**383R-BK**

Fits 1/2"



Part #  
**121R-BK**

Fits 3/4"



Part #  
**341R-BK**

### PROTOTYPE SAMPLES

We are happy to provide samples for prototypes & design builds.  
- Please Inquire

For any quantities less than 120 ft. add 10% to the 120 ft. price.

# Flexible U-Channel Moulding

**Material: Dense Neoprene • Rubber Black**

<p><b>Fits 1/32"</b></p> <p>500 Ft. Coils</p> <p>Part # <b>113-1001</b></p>	<p><b>Fits 1/16"</b></p> <p>500 Ft. Coils</p> <p>Part # <b>113-1002</b></p>	<p><b>Fits 1/8"</b></p> <p>500 Ft. Coils</p> <p>Part # <b>113-1003</b></p>	<p><b>Fits 3/16"</b></p> <p>500 Ft. Coils</p> <p>Part # <b>113-1004</b></p>
<p><b>Fits 1/4"</b></p> <p>250 Ft. Coils</p> <p>Part # <b>113-1005</b></p>	<p><b>Fits 1/32"</b></p> <p>500 Ft. Coils</p> <p>Part # <b>113-2000</b></p>	<p><b>Fits 1/16"</b></p> <p>500 Ft. Coils</p> <p>Part # <b>113-2010</b></p>	<p><b>Fits 1/16"</b></p> <p>500 Ft. Coils</p> <p>Part # <b>113-2013</b></p>
<p><b>Fits 1/8"</b></p> <p>250 Ft. Coils</p> <p>Part # <b>113-2020</b></p>	<p><b>Fits 1/16"</b></p> <p>1000 Ft. Coils</p> <p>Part # <b>113-3010</b></p>	<p><b>Fits 1/8"</b></p> <p>1000 Ft. Coils</p> <p>Part # <b>113-3015</b></p>	<p><b>Fits 3/16"</b></p> <p>500 Ft. Coils</p> <p>Part # <b>113-3030</b></p>

**Material: Flexible PVC • Rubber Black**

<p><b>Fits 1/2"</b></p> <p>100 Ft. Coils</p> <p>Part # <b>808-500-BK</b></p>	<p><b>Fits 5/8"</b></p> <p>100 Ft. Coils</p> <p>Part # <b>808-625-BK</b></p>	<p><b>Fits 3/4"</b></p> <p>50 Ft. Coils</p> <p>Part # <b>808-750-BK</b></p>
--	--	---

**Material: PVC w/Segmented Metal Core / Aluminum Core • Embossed Vinyl • Black or White**

- Used for classic car, bus, snowmobile, air and other industries
- Made with a tough PVC cover with a metal segmented core / aluminum core, our channel provides an aesthetic and protective edge trim
- Easy to install with a strong clip-on grip
- Does not need tacking, gluing or riveting
- Used with metal, plastic, fiberglass, glass and wood to cover sharp edges and flanges.
- Labor saving product that can eliminate the need to deburr or remove sharp edge and painting.

<p><b>Fits 1/2"</b></p> <p>150 Ft. Coils</p> <p>Part # <b>809-349-BK</b></p>	<p><b>Fits 5/8"</b></p> <p>100 Ft. Coils</p> <p>Part # <b>809-837-BK</b></p>	<p><b>Fits 3/4"</b></p> <p>100 Ft. Coils</p> <p>Part # <b>809-838-BK</b></p>	<p><b>Fits 1/8"</b></p> <p>125 Ft. Coils</p> <p>Part # <b>809-343-BK</b></p>
<p><b>Fits 1/32" - 1/8"</b></p> <p>200 Ft. Coils</p> <p>Part # <b>810-318-BK</b></p>	<p><b>Fits 3/16" - 1/4"</b></p> <p>125 Ft. Coils</p> <p>Part # <b>810-443-BK</b></p>	<p><b>Fits 1/2"</b></p> <p>150 Ft. Coils</p> <p>Part # <b>810-449-BK</b></p>	<p><b>Fits 1/16"</b></p> <p>250 Ft. Coils</p> <p>Part # <b>815-062-375T</b></p>



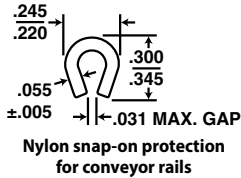
**Material:** MDS Modified Nylon • **Lengths:** 100 Ft. Coils • **Color:** Dark Gray

*unless otherwise noted*

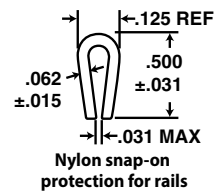
*By adding Molybdenum Disulphide to Nylon 6, our profiles feature advanced mechanical and thermal properties over plain nylon including:*

- **SUPERIOR HEAT RESISTANCE**...resist distortion to 300° with a maximum continuous use temperature of 250°
- **SUPERIOR WEAR RESISTANCE AND SURFACE LUBRICITY**...in many cases outwears metal and are not vulnerable to fretting & galvanic corrosion
- **SUPERIOR DIMENSIONAL STABILITY, STRENGTH AND RIGIDITY**...maintain better fit while having greater tensile and compression strength in use

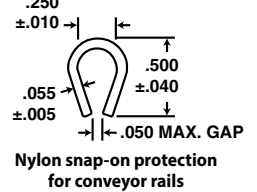
**Fits up to 1/16"**



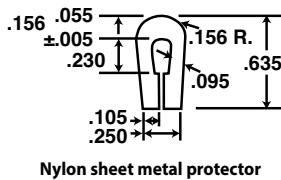
**Fits 1/16"-1/8"**



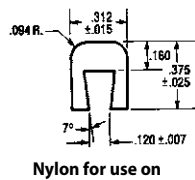
**Fits 1/8"-1/4"**



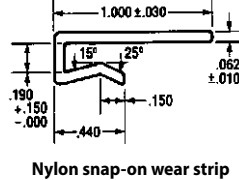
**Fits 1/16"-3/32"**



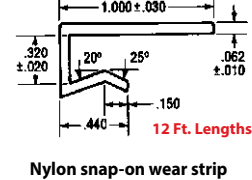
**Fits 1/8"**



**Fits 1/8"-3/16"**

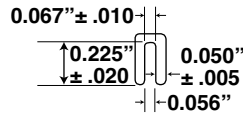


**Fits 1/4"-5/16"**

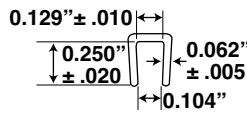


**Square Back**

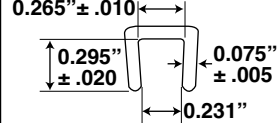
**Fits 1/16"**



**Fits 1/8"**




**Fits 1/4"**

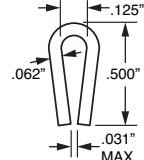


## Polyethylene U-Channel

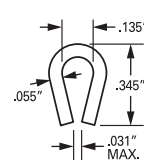
**Lengths:** 100 Ft. Coils • **Color:** Black



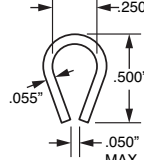
**Fits 1/8"**



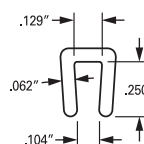
**Fits 1/8"**



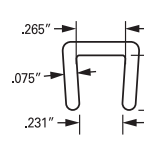
**Fits 1/4"**



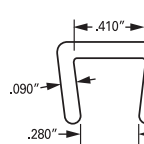
**Fits 1/8"**



**Fits 1/4"**



**Fits 3/8"**



# Aluminum Channel Moulding

Finishes Available

Lengths: 12 Ft. • Material: Aluminum

\*M - Mill - Dull Finish: As Extruded - May or May Not Have "Scratches"/Die Lines  
 \*S - Satin/Clear Anodized - Dull, Matte Finish  
 \*BK - Black Powder Coated Finish  
 \*ORB - Oil Rubbed Bronze Finish  
 \*P - Polished - Shiny/Mirror Finish  
 \*BS - Brushed Satin - Lightly Brushed (Shows Grain) Satin Finish  
 \*WH - Glossy White Powder Coated Finish  
 Other Colors Available, Please Inquire. Samples Are Available



<p><b>Fits 1/8"</b></p> <p><b>Part #</b> <b>ALU757-*</b></p>	<p><b>Fits 1/4"</b></p> <p><b>Part #</b> <b>ALU257-*</b></p>	<p><b>New!</b> <b>Fits 1/4"</b></p> <p><b>Part #</b> <b>ALU782-*</b></p>	<p><b>Fits 9/32"</b></p> <p><b>Part #</b> <b>ALU1257-*</b></p>
<p><b>Fits 5/16"</b></p> <p><b>Part #</b> <b>ALU148-*</b></p>	<p><b>Fits 3/8"</b></p> <p><b>Part #</b> <b>ALU57-*</b></p>	<p><b>Fits 7/16"</b></p> <p><b>Part #</b> <b>ALU547-*</b></p>	<p><b>Fits 1/2"</b></p> <p><b>Part #</b> <b>ALU847-*</b></p>
<p><b>Fits 5/8"</b></p> <p><b>Part #</b> <b>ALU347-*</b></p>	<p><b>Fits 5/8"</b></p> <p><b>Part #</b> <b>ALU570-*</b></p>	<p><b>Fits 3/4"</b></p> <p><b>Part #</b> <b>ALU447-*</b></p>	<p><b>Fits 3/4"</b></p> <p><b>Part #</b> <b>ALU560-*</b></p>



## COMING SOON! SHOWER ENCLOSURE EXTRUSIONS

- Aluminum Material
- Supports 1/2" & 3/8" frameless shower glass panels
- Available in multiple lengths
- Includes Header and choice of Channel...

### Header

Provides support for glass panels that don't reach the ceiling.

- Rounded outside edges
- Available in 2 stock finishes: Brite Clear, Brushed Stainless Steel

### C-Channels

- Flat outside edges
- Finishes: Anodized, Brite Clear, Brite Black, Brass, Bronze, Brushed Stainless Steel

### U-Channels

- Rounded outside edges
- Finishes: Anodized, Brite Clear, Satin Black, Brushed Stainless Steel

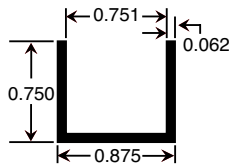

**CALL  
FOR UPDATED  
INFORMATION**

# Aluminum Channel Moulding

**Lengths: 12 Ft. • Material: Aluminum**

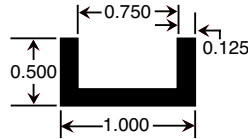
\*M - Mill - Dull Finish: As Extruded - May or May Not Have "Scratches"/Die Lines  
 \*S - Satin/Clear Anodized - Dull, Matte Finish  
 \*BK - Black Powder Coated Finish  
 \*P - Polished - Shiny/Mirror Finish  
 \*BS - Brushed Satin - Lightly Brushed (Shows Grain) Satin Finish  
 \*WH - Glossy White Powder Coated Finish  
 Other Colors Available, Please Inquire. Samples Are Available

**Finishes Available**



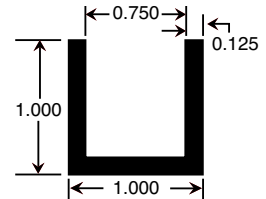
Part #  
**ALU947-\***

**Fits 3/4"**



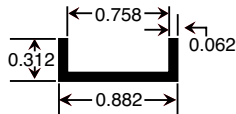
Part #  
**ALU247-\***

**Fits 3/4"**



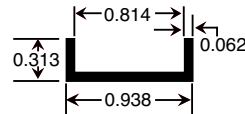
Part #  
**ALU1041-S**

**Fits 3/4"**



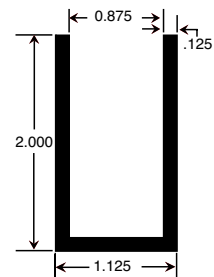
Part #  
**ALU2161-S**

**Fits 3/4"**



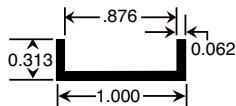
Part #  
**ALU157C-\***

**Fits 13/16"**



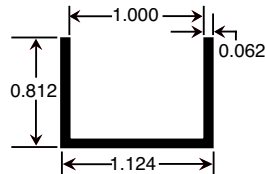
Part #  
**ALU565-\***

**Fits 7/8"**



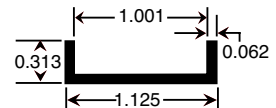
Part #  
**ALU357-\***

**Fits 7/8"**



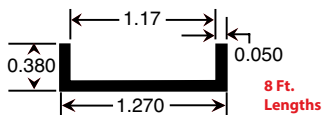
Part #  
**ALU448-\***

**Fits 1"**



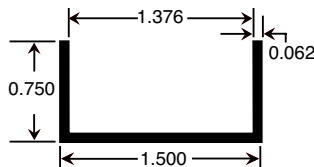
Part #  
**ALU557-\***

**Fits 1"**



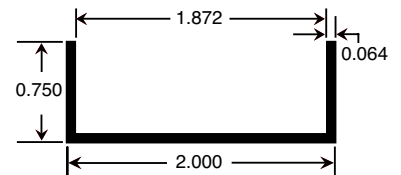
Part #  
**ALU450-S**

**Fits 1-11/64"**



Part #  
**ALU578-\***

**Fits 1-3/8"**



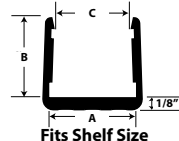
Part #  
**ALU575-\***

**Fits 1-7/8"**

## Aluminum "No Bow" Shelf Channel

**Lengths: 8 Ft. - For 1/2", 5/8" & 3/4" Shelves**

\*S - Clear Anodized - Dull, Matte Finish • \*BK - Black Powder Coated Gloss Finish • \*WH - White Powder Coated Gloss Finish



Part #	A	B	C
<b>SHF-A500-*</b>	43/64"	3/4"	1/2"
<b>SHF-A625-*</b>	51/64"	3/4"	5/8"
<b>SHF-A750-*</b>	15/16"	3/4"	3/4"

Available in Black, other finishes made-to-order

## Plastic Metallic Channel Moulding

**Lengths: 12 Ft.**  
**Material: ABS/Mylar**

**Cut Program Available**  
**SEE PAGE A-3 FOR DETAILS**

**Finishes Available**

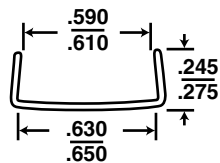
**\*BRU/C - Brushed Chrome**

**\*POL/C - Polished Chrome**

*unless otherwise noted*



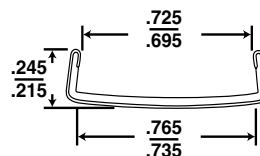
**Fits 5/8"**



**Part #**

**2413-BRU/C**  
**2413-POL/C**

**Fits 3/4"**

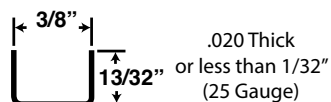


**Part #**

**2414-BRU/C**  
**2414-POL/C**

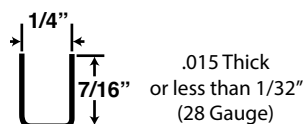
## Stainless Steel Mirror Moulding

**Lengths: 12 Ft. • All Stainless Steel 430 Grade (Magnetic) • Polished-Shiny/Mirror Finish**



**Part #**

**SS914-P**



**Part #**

**SS907-P**

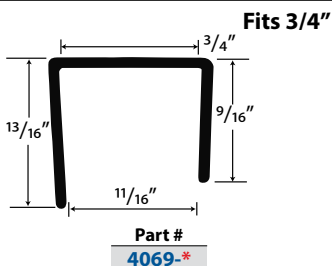
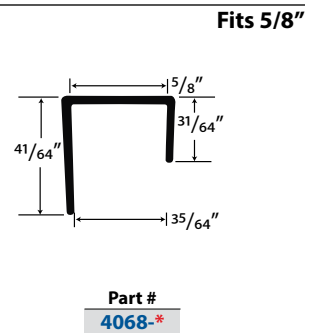
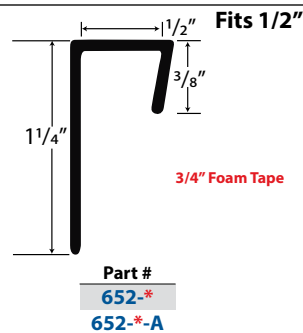
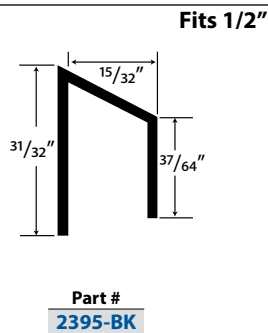
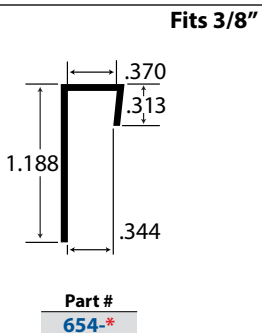
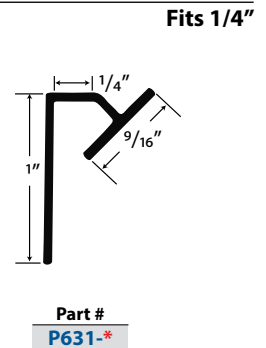
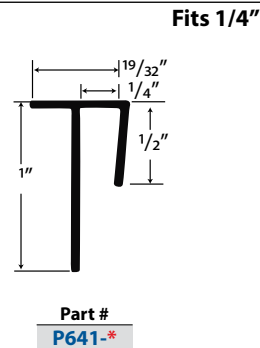
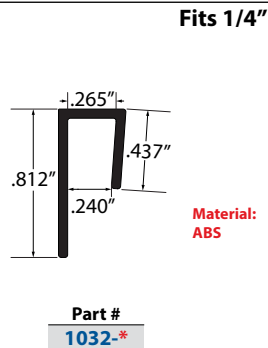
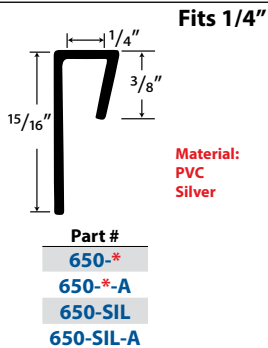
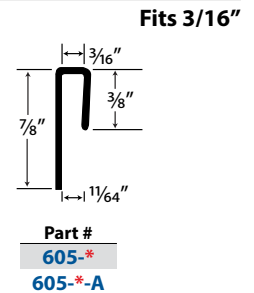
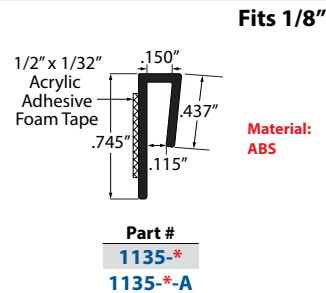
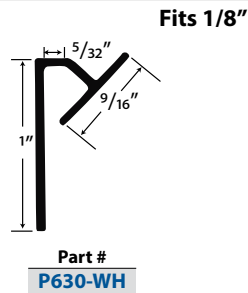
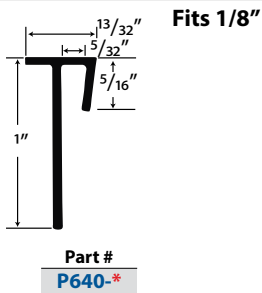
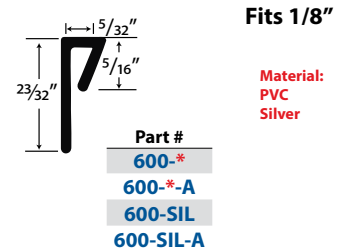
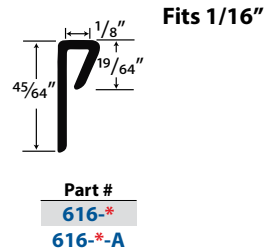
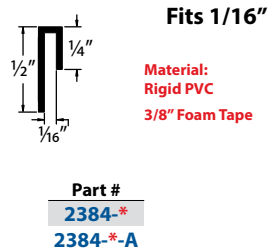
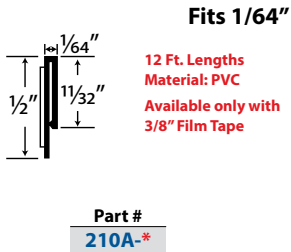
**FOR MORE CAP & DIVIDER MOULDINGS, SEE PGS. A-28~32**

**Lengths: 8 Ft.**  
**Material: Styrene**

**Colors Available**

\*WH - White \*BK - Black \*BR - Brown \*SIL - Silver

A = Available with Adhesive (1/2" Foam Tape)  
unless otherwise noted



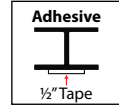
**Lengths: 8 Ft.**  
**Material: Styrene**

**Colors Available**

\*WH - White \*BK - Black \*BR - Brown \*SIL - Silver

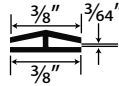
A = Available with Adhesive (1/2" Foam Tape)

unless otherwise noted



For matching Cap Moulding, see previous page

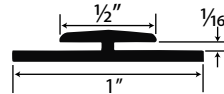
**Fits 1/16"**



Part #  
**2383-\***  
**2383-\*-A**

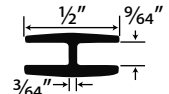
Material:  
Rigid PVC

**Fits 1/16"**



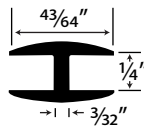
Part #  
**P610-\***  
**P610-\*-A**

**Fits 1/8"**



Part #  
**P611-\***

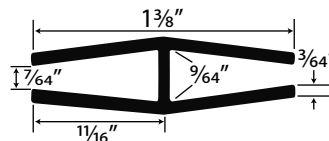
**Fits 1/4" Even Leg**



Part #  
**P612-\***

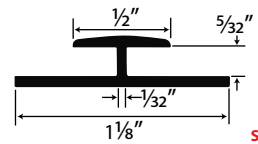
**Fits 1/8" Even Leg**

*Dividers with 11/16" Legs*



Part #  
**883-\***

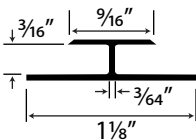
**Fits 1/8"**



Part #  
**P601-\***  
**P601-\*-A**  
**P601-SIL**  
**P601-SIL-A**

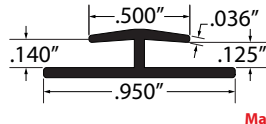
Silver  
Material:  
PVC

**Fits 3/16"**



Part #  
**P604-\***  
**P604-\*-A**

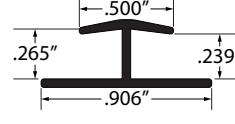
**Fits 1/8"**



Part #  
**1134-\***

Material:  
ABS

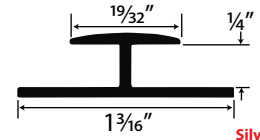
**Fits 1/4"**



Part #  
**1031-\***

Material:  
ABS

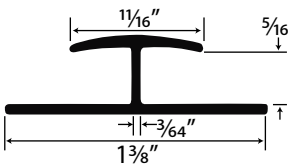
**Fits 1/4"**



Part #  
**P651-\***  
**P651-\*-A**  
**P651-SIL**  
**P651-SIL-A**

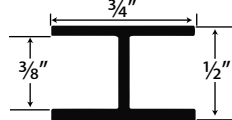
Silver  
Material:  
PVC

**Fits 5/16"**



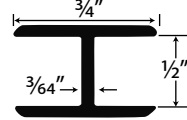
Part #  
**P660-\***

**Fits 3/8"**



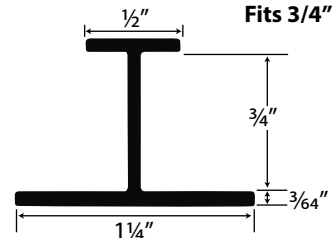
Part #  
**4158-\***

**Fits 1/2"**



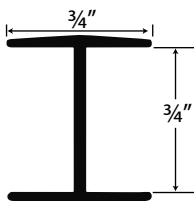
Part #  
**4050-\***

**Fits 3/4"**



Part #  
**P750-\***

**Fits 3/4" Even Leg**



Part #  
**P751H-\***

## Plastic Cap & Divider Sets

### COLOR

Cap	Divider	Size	Cap	Divider	Size
<b>2384-*</b> Works with	<b>2383-*</b>	1/16"	<b>650-*</b> Works with	<b>P651-*</b>	1/4"
<b>616-*</b> Works with	<b>P610-*</b>	1/16"	<b>1032-*</b> Works with	<b>1031-*</b>	1/4"
<b>600-*</b> Works with	<b>P601-*</b>	1/8"	<b>652-*</b> Works with	<b>4050-*</b>	1/2"
<b>1135-*</b> Works with	<b>1134-*</b>	1/8"	<b>4069-*</b> Works with	<b>P750-*</b>	3/4"

### CLEAR

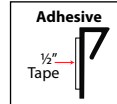
Cap		Divider	Size
<b>846-*</b>	<i>Works with</i>	<b>2028-*</b>	1/8"
<b>2030-*</b>	<i>Works with</i>	<b>2029-*</b>	1/4"



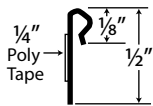
# Clear Plastic Capping

**Lengths: 12 Ft.**

**A = Available with Adhesive (1/2" Clear Tape)**  
unless otherwise noted



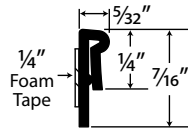
**Fits 1/64"**



Material: PVC

**Part #**  
**12A-CL**

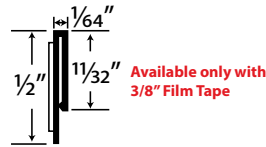
**Fits 1/64"**



8 Ft. Lengths - Material: Styrolux

**Part #**  
**220-CL-A**

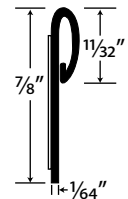
**Fits 1/64"**



Material: PVC

**Part #**  
**210-CL**  
**210A-CL**

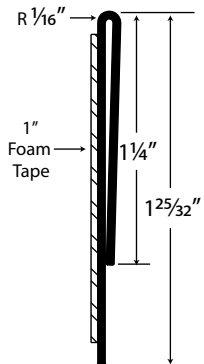
**Fits 1/64"**



Material: PVC

**Part #**  
**23-CL**  
**23A-CL**

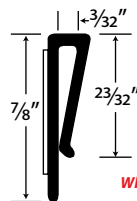
**Fits 1/32"**



8 Ft. Lengths - Material: Styrolux

**Part #**  
**55-5949**  
**55-5949A**

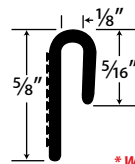
**Fits 3/32"**



Material: Butyrate

**Part #**  
**847-CL**  
**847A-CL**

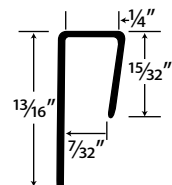
**Fits 1/8"**



Material: Polyester

**Part #**  
**846-CL**  
**\*846A-CL**  
**\*\*846-CL-CLA**

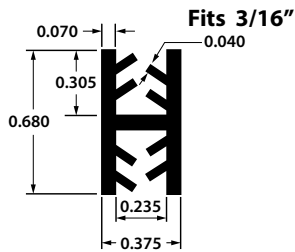
**Fits 1/4"**



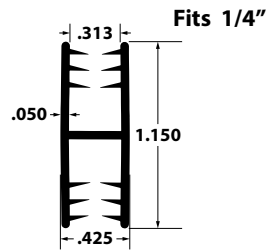
Material: Butyrate

**Part #**  
**2030-CL**  
**2030-CL-CLA**

**Lengths: 8 Ft. • Material: Rigid PVC/Dual Durometer**



**Part #**  
**106-4823-CL**

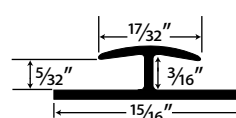


**Part #**  
**106-4840-CL**

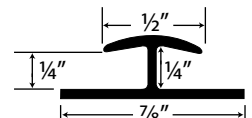
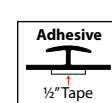
## Clear Plastic Divider

**Lengths: 12 Ft. • Material: Butyrate**

**A = Available with Clear Adhesive**



**Part #**  
**2028-CL**  
**2028-CL-CLA**

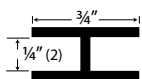


**Part #**  
**2029-CL**  
**2029-CL-CLA**

## Clear Plastic Joiner Moulding

**Lengths: 8 Ft. • Material: Butyrate • Fits 1/4" Material**

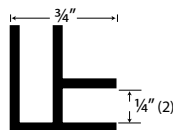
**Divider**



.050 Wall Thickness

**Part #**  
**P2658**

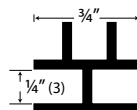
**2-Way Corner**



.050 Wall Thickness

**Part #**  
**P2718**

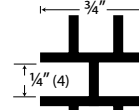
**3-Way Corner**



.050 Wall Thickness

**Part #**  
**P2719**

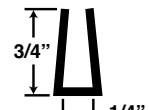
**4-Way Channel**



.060 Wall Thickness

**Part #**  
**P2720**

**U-Channel**



.060 Wall Thickness

**Part #**  
**P2743**

# Aluminum Capping

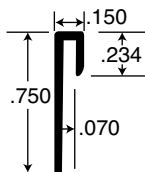
## Finishes Available

Lengths: 12 Ft. • Material: Aluminum

\*M, MH (w/holes) - Mill - Dull Finish: As Extruded - May or May Not Have "Scratches"/Die Lines  
 \*S, SH (w/holes) - Satin/Clear Anodized - Dull Matte Finish  
 \*P, PH (w/holes) - Polished/Mechanical - Shiny/Mirror Finish  
 \*ORB, ORBH (w/holes) - Oil Rubbed Bronze Anodize Finish  
 \*BK, BKH (w/holes) - Black Powder Coated Finish  
 \*WH, WHH (w/holes) - Glossy White Powder Coated Finish  
 Samples Are Available

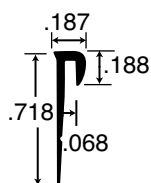
Mill Satin Black Polished White Oil Rubbed Bronze

Fits 1/16"



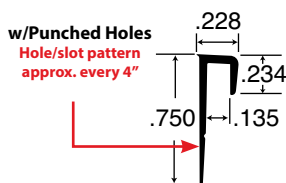
Part #  
ALU2013-\*

Fits 1/16"



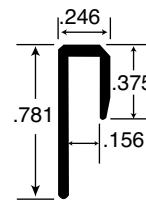
Part #  
ALU2334-\*

Fits 1/8" to 5/32"



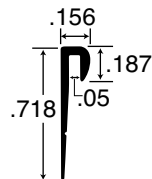
Part #  
ALU7441-S

Fits 5/32"



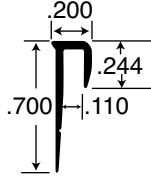
Part #  
ALU2000-\*

Fits 3/64"



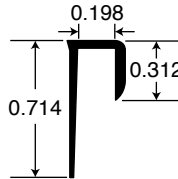
Part #  
ALU0204-S

Fits 3/32"



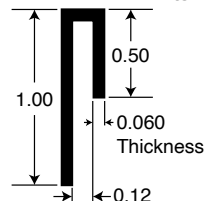
Part #  
ALU0214-S

Fits 3/16"



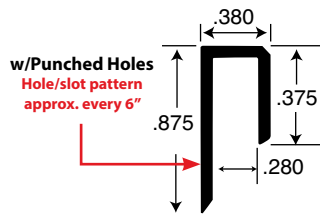
Part #  
ALU0316-S

Fits 1/8"



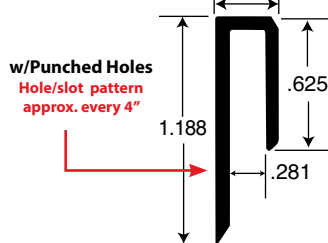
Part #  
ALU4637-\*

Fits 1/4" to 9/32"



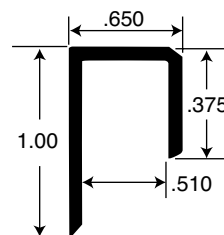
Part #  
ALU851-\*

Fits 1/4" to 9/32"



Part #	Description
ALU961-*	Holes
ALU961-M	No Holes

Fits 1/2"

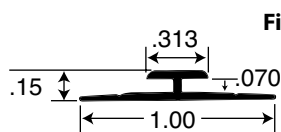


Part #  
ALU1851-\*

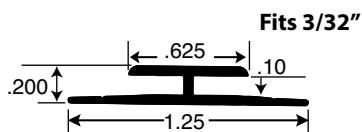
**Lengths: 12 Ft. • Material: Aluminum**

\*M - Mill - Dull Finish: As Extruded - May or May Not Have "Scratches"/Die Lines  
 \*S - Satin/Clear Anodized - Dull Matte Finish  
 \*P - Polished/Mechanical - Shiny/Mirror Finish  
 \*ORB - Oil Rubbed Bronze Anodize Finish  
 \*BK - Black Powder Coated Finish  
 \*WH - Glossy White Powder Coated Finish  
 Samples Are Available

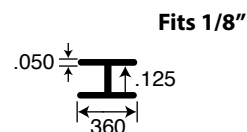
**Finishes Available**



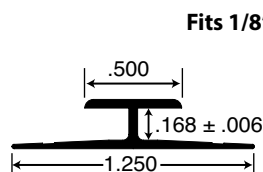
Part #  
**ALU0023-S\***



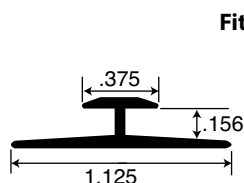
Part #  
**ALU5044-S**



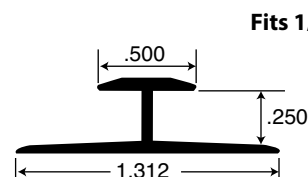
Part #  
**ALU0829-S**



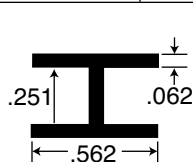
Part #  
**ALU849-S\***



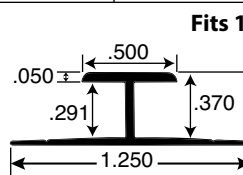
Part #  
**ALU5639-S\***



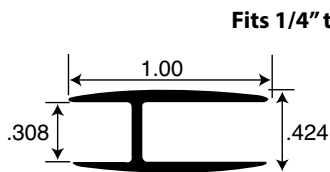
Part #  
**ALU1798-S\***



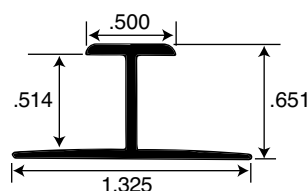
Part #  
**ALU4299-S\***



Part #  
**ALU850-S\***



Part #  
**ALUT155-S**



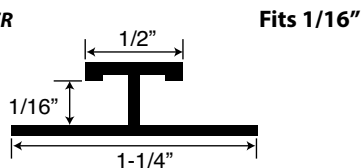
Part #  
**ALU1850-S\***

## Stainless Steel Cap & Corner Divider

**Lengths: 12 Ft.**

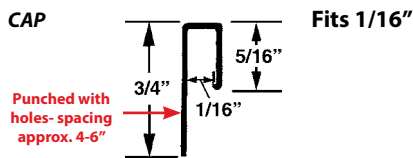
**Material: All Stainless Steel 430 Grade (Magnet) • Polished-Brite Dipped Polish**

**DIVIDER**



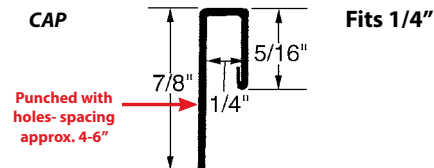
Part #  
**SS1450-P**

**CAP**



Part #  
**SS1451-P**

**CAP**



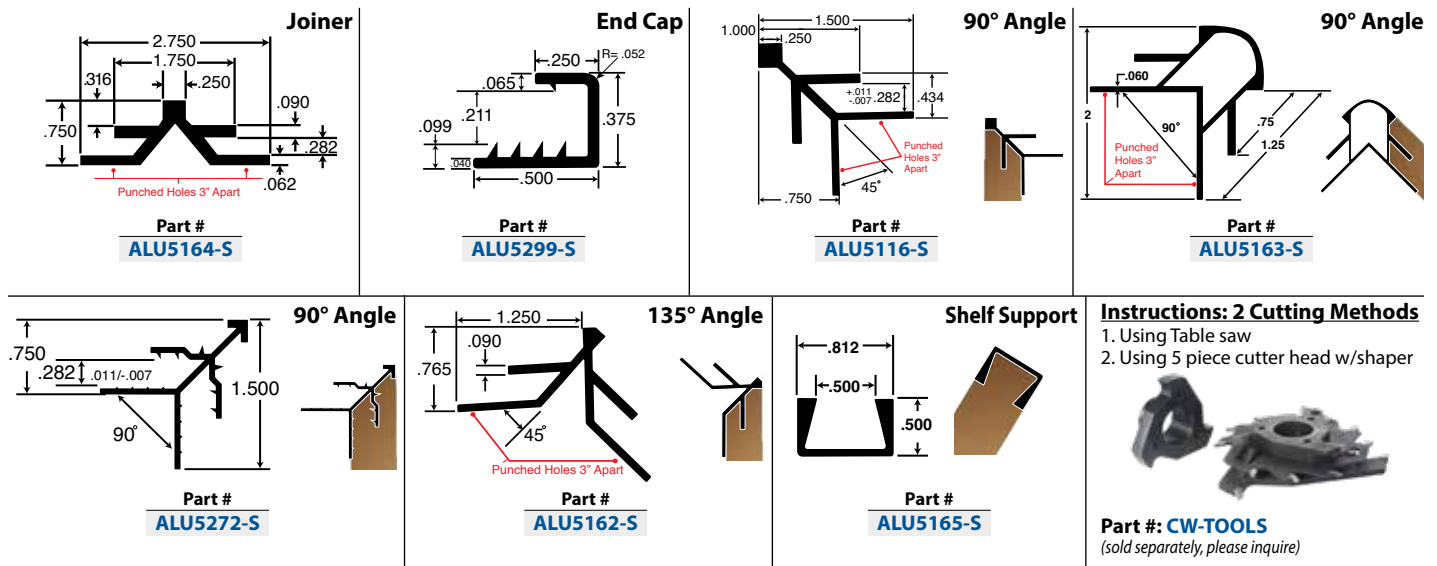
Part #  
**SS851-P**

# Aluminum Outside Corners

Lengths: 12 Ft. • Fits 3/4" Panel Boards • Patent #4840440

Finishes Available

\*S - Satin/Clear Anodized - Dull, Matte Finish



## Aluminum Corners

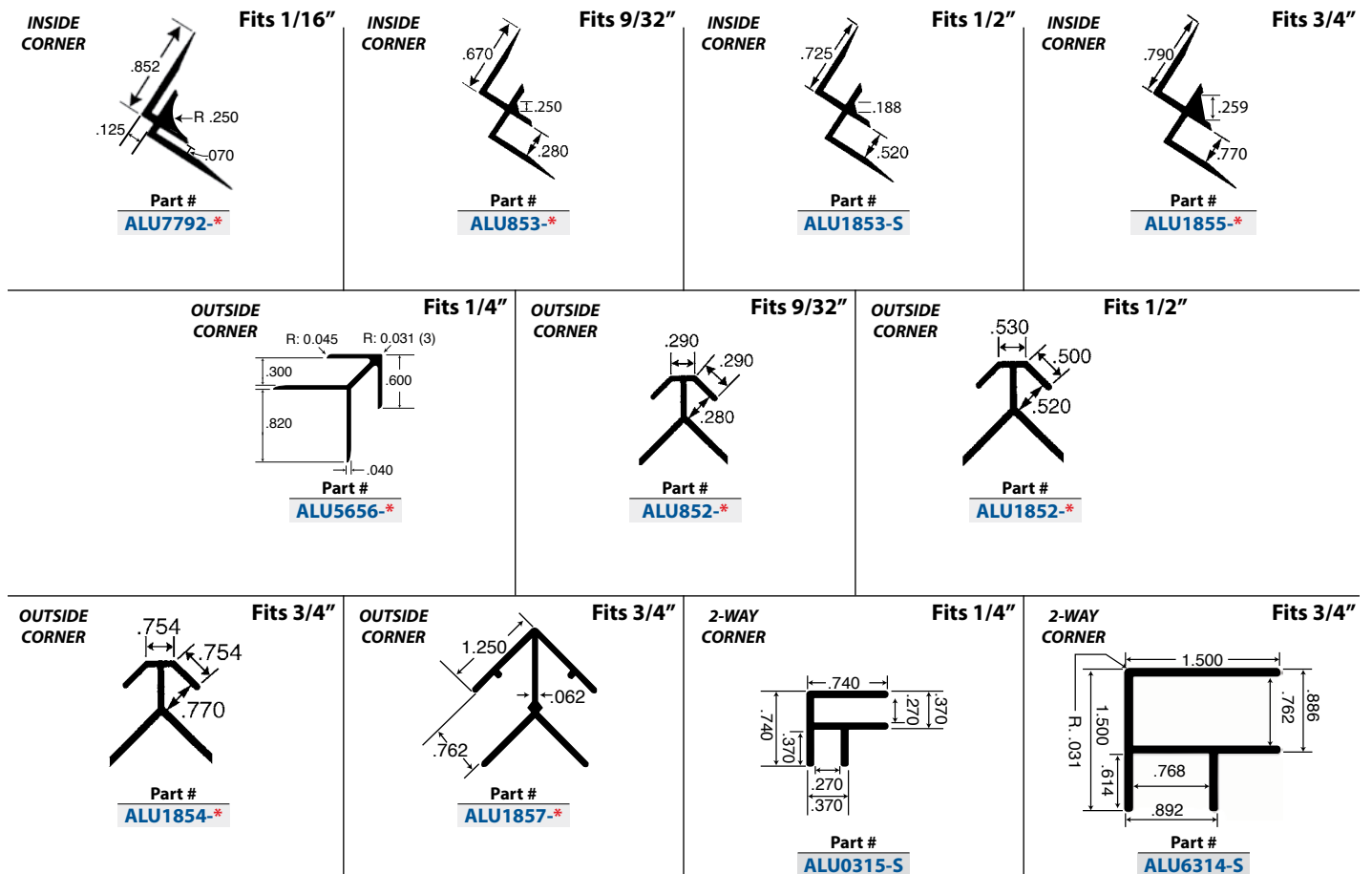
Lengths: 12 Ft.

Finishes Available

\*M - Mill - Dull Finish: As Extruded - May or May Not Have "Scratches"/Die Lines

\*P - Polished - Shiny/Mirror Finish

\*S - Satin/Clear Anodized - Dull, Matte Finish



## 90° Corner Channel



**Lengths: 12 Ft.**  
**Material: Styrene**

Colors Available

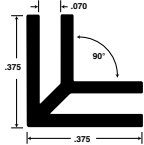
\*WH - White \*BK - Black \*BR - Brown ▲ \*DG - Dove Gray ▲  
unless otherwise noted

▲ 5000 ft. minimum apply



**Fits 1/16"**

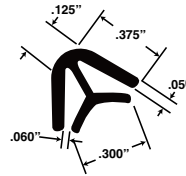
*Part Tapers For Friction Fit*



**Part #**

**107-680-\***

**Fits 1/16"**



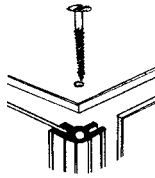
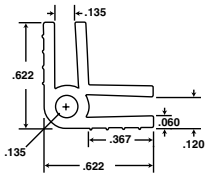
*Gloss finish closely matches  
Acrylic and PETG sheets*

Color Clear Others Available Min. Apply  
Styrolux - 8 Ft. Lengths

**Part #**

**107-681-\***

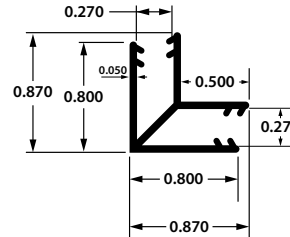
**Fits 1/8"**



**Part #**

**184-\***

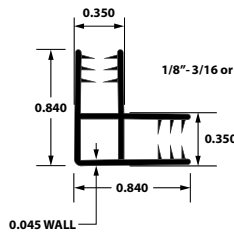
**Fits 1/8"**



**Part #**

**106-4830-CL**

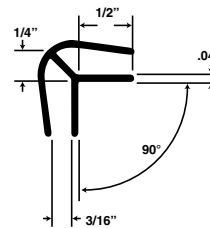
**Fits 3/16"**



**Part #**

**106-4828-CL**

**Fits 1/4"**

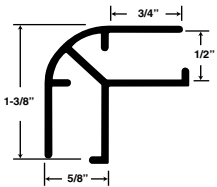


8 Ft. Lengths

**Part #**

**107-664-\***

**Fits 1/2"**

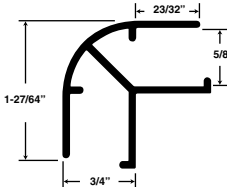


8 Ft. Lengths

**Part #**

**107-687-\***

**Fits 5/8"**

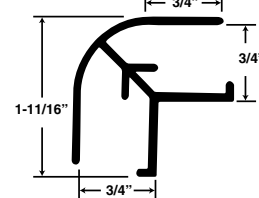


8 Ft. Lengths

**Part #**

**107-688-\***

**Fits 3/4"**



8 Ft. Lengths

**Part #**

**107-689-\***

## 60° Corner Channel



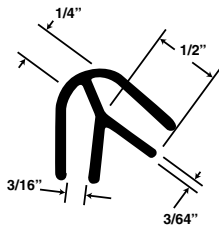
**Lengths: 8 Ft.**  
**Material: Styrene**

Colors Available

\*WH - White \*BK - Black \*BR - Brown ▲ \*DG - Dove Gray ▲

▲ 5000 ft. minimum apply

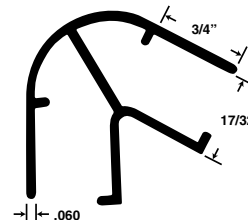
**Fits 1/4"**



**Part #**

**107-665-\***

**Fits 1/2"**



**Part #**

**107-667-\***

For any quantities less than 120 ft. add 10% to the 120 ft. price.

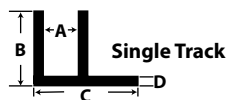
Phone: 1-800-631-8375 • Fax: 1-800-888-3315

# Aluminum Showcase Moulding

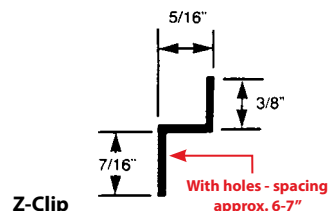
**Lengths: 12 Ft.**

## Finishes Available

- \*M - Mill - Dull Finish: As Extruded  
- May or May Not Have "Scratches"/Die Lines
- \*P, PH (w/holes) - Polished/Mechanical - Shiny/Mirror Finish  
or ■ Brite Dip Anodize
- \*S - Satin/Clear Anodized - Dull Matte Finish



Part #	A	B	C	D
ALU235-S	5/16"	3/8"	3/4"	1/16"
ALU237-*	3/4"	39/64"	1-5/8"	3/64"
ALU239-*	3/4"	1-1/4"	2-1/8"	1/16"



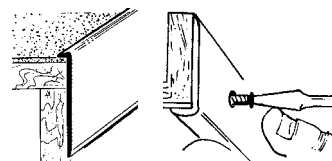
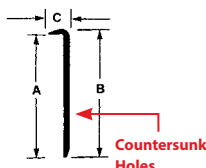
**Z-Clip**  
Part #  
**ALU113-P ■**

# Aluminum Overlap Face Nosing

**Lengths: 12 Ft.**  
**w/Countersunk Holes**

## Finishes Available

- \*M (w/holes) - Mill - Dull Finish: As Extruded  
- May or May Not Have "Scratches"/Die Lines
- \*P (w/holes) - Polished/Mechanical - Shiny/Mirror Finish  
or ■ Brite Dip Anodize
- \*BS (w/holes) - Brushed Satin - Lightly Brushed  
(Shows Grain) Satin Finish



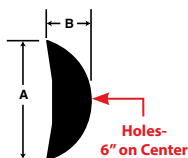
Part #	Hole Spacing	Underlip A	Overall B	Lip C
ALU968-*	6"	5/8"	11/16"	1/4"
ALU228-*	7"	3/4"	13/16"	1/4"
ALU128-*	7"	7/8"	15/16"	1/4"
ALU328-*	6"	1-1/4"	1-5/16"	1/4"
ALU428-*	7"	1-5/8"	1-11/16"	1/4"

# Aluminum Rounded Trim

**Lengths: 12 Ft.**  
**w/Holes - 6" on Center**

## Finishes Available

- \*M (w/holes) - Mill - Dull Finish: As Extruded  
- May or May Not Have "Scratches"/Die Lines
- \*S (w/holes) - Satin/Clear Anodized - Dull Matte Finish



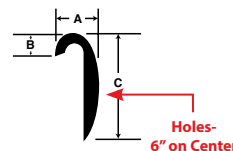
Part #	A	B
ALU436-*	3/8"	5/32"
ALU437-*	1/2"	3/16"
ALU438-*	3/4"	3/16"
ALU439-*	1"	3/16"

# Aluminum Rounded Edge Trim

**Lengths: 12 Ft.**  
**w/Holes - 6" on Center**

## Finishes Available

- \*M (w/holes) - Mill - Dull Finish: As Extruded  
- May or May Not Have "Scratches"/Die Lines
- \*S (w/holes) - Satin/Clear Anodized - Dull Matte Finish


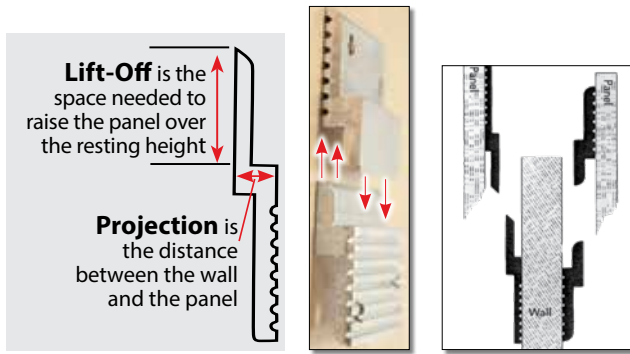


Part #	A	B	C
ALU427-S	3/8"	3/16"	15/16"
ALU429-*	3/8"	3/16"	1-11/64"

*For any quantities less than 120 ft. add 15% to the 120 ft. price.*



**"A FAST, EASY & COST EFFECTIVE METHOD OF HANGING CABINETS, WALL PANELS, PARTITIONS & SIGNAGE!"**



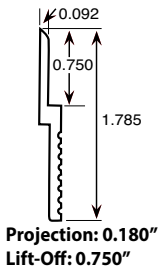
Attaches to Cabinet

## HOLES & SPACING:

- Pre-cut pieces:  
1-1/2" distance (except where noted)
- 4 ft., 8 ft. & 12 ft. Lengths:  
8" on center

**Note: All holes are 3/16" diameter and accommodate #10 screws.**

**For our Acrylic Z & W Bar, see page B-44**



Projection: 0.180"  
Lift-Off: 0.750"

### Pre-Cut with 2 Punched Holes

Part #	Length
--------	--------

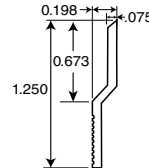
**ALU111-2-M** 1.5 in.

#### 4 ft. & 8 ft. Lengths without Holes

Part #	Length
<b>ALU111-4</b>	4 ft.
<b>ALU111-8</b>	8 ft.

#### with Punched Holes

Part #	Length
<b>ALU111-4H</b>	4 ft.
<b>ALU111-8H</b>	8 ft.



Projection: 0.198"  
Lift-Off: .673"

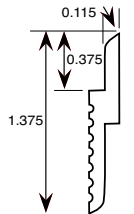
### 4 ft. & 8 ft. Lengths

#### without Holes

Part #	Length
<b>ALU333-4-M</b>	4 ft.
<b>ALU333-8-M</b>	8 ft.

#### with Punched Holes

Part #	Length
<b>ALU333-4-MH</b>	4 ft.
<b>ALU333-8-MH</b>	8 ft.



Projection: 0.240"  
Lift-Off: 0.375"

### Pre-Cut with 2 Punched Holes

Part #	Length
--------	--------

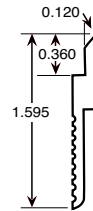
**ALU112-2-M** 2 in.

#### 4 ft. & 8 ft. Lengths without Holes

Part #	Length
<b>ALU112-4</b>	4 ft.
<b>ALU112-8</b>	8 ft.

#### with Punched Holes

Part #	Length
<b>ALU112-4H</b>	4 ft.
<b>ALU112-8H</b>	8 ft.



Projection: 0.250"  
Lift-Off: .360"

### Pre-Cut with 2 Punched Holes

Part #	Length
--------	--------

**ALU211-2-M** 2 in.

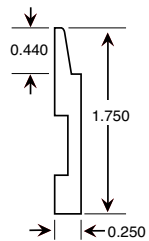
#### 4 ft. & 8 ft. Lengths

##### without Holes

Part #	Length
<b>ALU211-4</b>	4 ft.
<b>ALU211-8</b>	8 ft.

##### with Punched Holes

Part #	Length
<b>ALU211-4H</b>	4 ft.
<b>ALU211-8H</b>	8 ft.



Projection: 0.240"  
Lift-Off: .440"

### Pre-Cut with 2 Punched Holes (1-3/4" Distance)

Part #	Length
--------	--------

**ALUHA4049-25-M** 2.5 in.

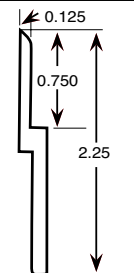
#### 4 ft. & 8 ft. Lengths

##### without Holes

Part #	Length
<b>ALUHA4049-4-M</b>	4 ft.
<b>ALUHA4049-8-M</b>	8 ft.

##### with Punched Holes

Part #	Length
<b>ALUHA4049-4-MH</b>	4 ft.



Projection: 0.250"  
Lift-Off: 0.750"

### Pre-Cut with 2 Punched Holes

Part #	Length
--------	--------

**ALUHAC22-2-M** 2 in.

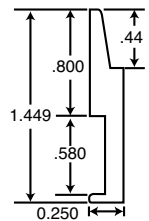
#### 12 ft. Lengths

##### without Holes

Part #	Length
<b>ALUHAC22-M</b>	12 ft.

##### with Punched Holes

Part #	Length
<b>ALUHAC22-MH</b>	12 ft.



Projection: 0.250"  
Lift-Off: .440"

### Pre-Cut with 2 Punched Holes (1-3/4" Distance)

Part #	Length
--------	--------

**ALUS4049-25-M** 2.5 in.

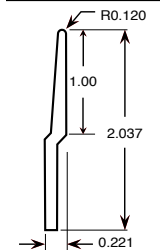
#### 4 ft. & 8 ft. Lengths

##### without Holes

Part #	Length
<b>ALUS4049-4-M</b>	4 ft.
<b>ALUS4049-8-M</b>	8 ft.

##### with Punched Holes

Part #	Length
<b>ALUS4049-4-MH</b>	4 ft.
<b>ALUS4049-8-MH</b>	8 ft.



Projection: 0.210"  
Lift-Off: 1.000"

### Pre-Cut with 2 Punched Holes

Part #	Length
--------	--------

**ALUHAC23-2-M** 2 in.

#### 12 ft. Lengths

##### without Holes

Part #	Length
<b>ALUHAC23-M</b>	12 ft.

##### with Punched Holes

Part #	Length
<b>ALUHAC23-MH</b>	12 ft.

## Bubble Level

Acrylic bubble level used for leveling our panel clips, or any other horizontal surface.  
9/16"W x 1-9/16"L

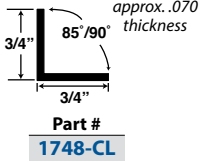
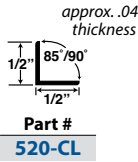
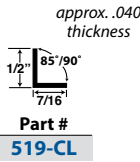


**BL-1**

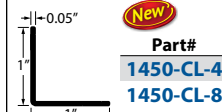
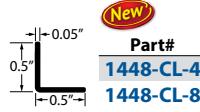
# Plastic Clear Right Angle Moulding

**Cut Program Available**  
SEE PAGE A-3 FOR DETAILS

**Lengths: 12 Ft. • Material: Butyrate**



**Lengths: 4 & 8 Ft. • Material: Polycarbonate**

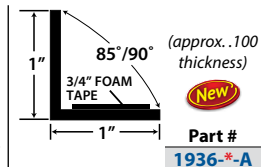
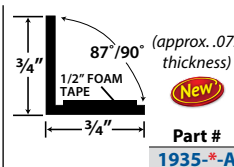
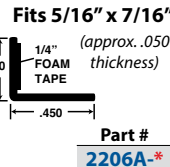


## Plastic Color Angle Moulding w/Adhesive

**Lengths: 12 Ft. • Material: Styrene**

**Colors Available**

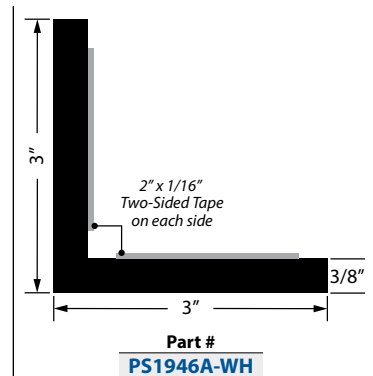
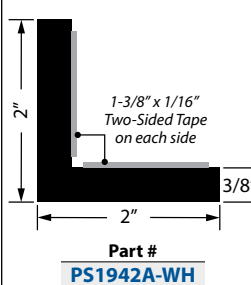
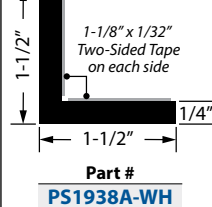
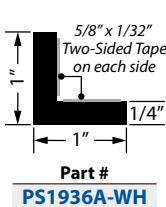
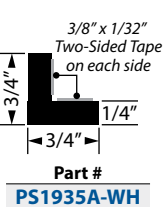
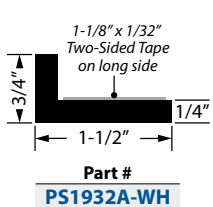
**\*WH - White \*BK - Black**



## Plastic Angle Moulding w/Adhesive

**Lengths: 8 Ft.**

- **Material: Styrene**
- **Color: White**
- **PAINTABLE**
- **THICKNESS: 6mm (1/4")**  
**10mm (3/8") - FOR 2" & 3" SIZES**
- **PEEL & STICK ADHESIVE FOR EASY ATTACHMENT**
- **EVEN & UNEVEN ANGLES AVAILABLE**



## Aluminum & Stainless Steel Cove Moulding

**Lengths: 12 Ft.**

**Finishes Available**

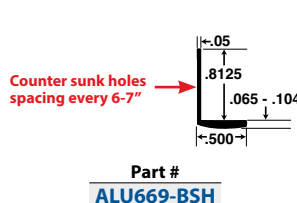
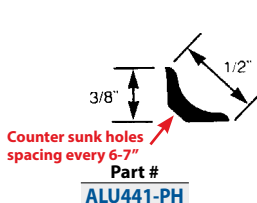
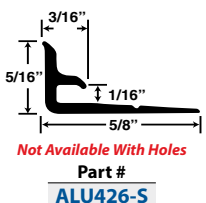
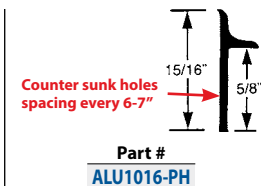
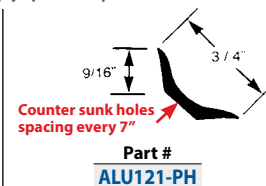
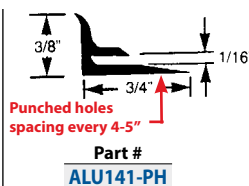
**\*P, \*PH (w/holes) - Mechanical Polish - Shiny/Mirror Finish**

**\*S - Satin/Clear Anodized - Dull, Matte Finish**

**\*BS, BSH (w/holes) - Brushed Satin - Lightly Brushed (Shows Grain) Satin Finish**

We can also supply custom orders without holes - minimums apply - please inquire.

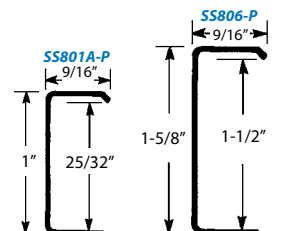
Reverse cove moulding is used to cover up seams or joints wherever two perpendicular planes meet. The sink top to its backsplash or the ceiling to a wall surface represent typical applications for which our reverse cove moulding was designed. The leg of the profile seals tightly against both surfaces to lend a cleanly trimmed appearance to the finished product.



## STAINLESS STEEL COUNTER EDGE SNAP-ON MOLDINGS

**Grade 430 (Magnetic)**

Part #  
**SS801A-P**  
**SS806-P**



## Plastic Color Right Angle Moulding

**Cut Program Available**  
SEE PAGE A-3 FOR DETAILS

**Lengths: 12 Ft.**  
**Material: Styrene**

**Colors Available**

\*WH - White \*BK - Black \*BR - Brown  
unless otherwise noted



<p>(approx. .050 thickness)</p> <p><b>Part #</b> <b>1919-*</b></p>	<p>(approx. .055 thickness)</p> <p><b>Part #</b> <b>1933-*</b></p>	<p>(approx. .060 thickness)</p> <p><b>Part #</b> <b>1934-*</b></p>	<p>(approx. .075 thickness)</p> <p><b>Part #</b> <b>1935-*</b></p>	<p>(approx. .100 thickness)</p> <p><b>Part #</b> <b>1936-*</b></p>	<p>(approx. .100 thickness)</p> <p><b>Part #</b> <b>1937-*</b></p>
<p>(approx. .125 thickness) <b>Material: Rigid PVC</b></p> <p><b>Part #</b> <b>1938-*</b></p>	<p>(approx. .075 thickness) <b>Material: RPVC</b></p> <p><b>Part #</b> <b>1945-BK</b></p>	<p>(approx. .045 thickness)</p> <p><b>Part #</b> <b>1940-*</b></p>	<p>(approx. .100 thickness)</p> <p><b>Part #</b> <b>1951-*</b></p>	<p>(approx. .100 thickness)</p> <p><b>Part #</b> <b>1952-*</b></p>	

## Plastic Color Uneven Angle Moulding

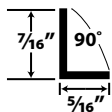
**Lengths: 12 Ft.**  
**Material: Styrene**

**Colors Available**

\*WH - White \*BK - Black

**Fits 5/16" x 7/16"**

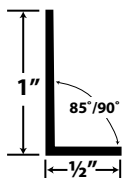
(approx. .050 thickness)



**Part #**  
**2206-\***

**Fits 1/2" x 1"**

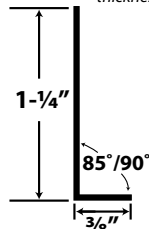
(approx. .040 thickness)



**Part #**  
**1920-\***

**Fits 1-1/4" x 3/8"**

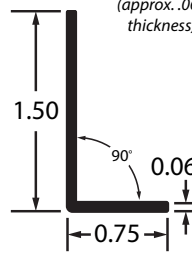
(approx. .040 thickness)



**Part #**  
**1441-\***

**Fits 3/4" x 1-1/2"**

(approx. .060 thickness)

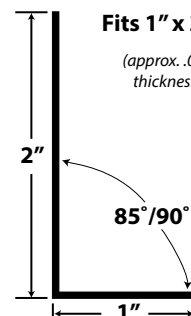


**Material: RPVC**

**Part #**  
**1929-BK**

**Fits 1" x 2"**

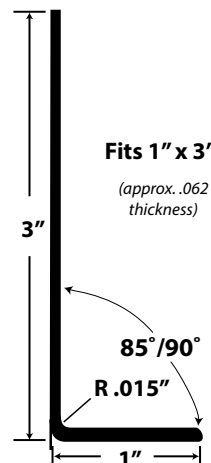
(approx. .040 thickness)



**Part #**  
**1921-\***

**Fits 1" x 3"**

(approx. .062 thickness)



**Part #**  
**1922-\***

## Plastic Metallic Angle Moulding w/Adhesive

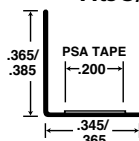
**Lengths: 12 Ft. • Material: ABS/Mylar**

**Finishes Available**

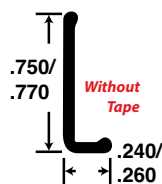
\*POL/B - Polished Brass \*POL/C - Polished Chrome  
\*BRU/C - Brushed Chrome

Please inquire as finishes vary from style to style

**Fits 3/8"**



**Part #**  
**2406-POL/C**

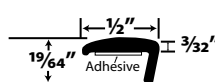


**Part #**  
**2163-\***

## Plastic Flexible Uneven Angle Moulding w/Adhesive

**Material: PVC • Black**

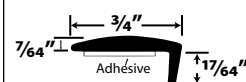
**Fits 1/2"**



150 Ft. Coils

**Part #**  
**807-631-BK**

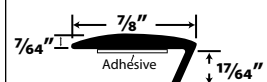
**Fits 3/4"**



100 Ft. Coils

**Part #**  
**807-555-BK**

**Fits 7/8"**



50 Ft. Coils

**Part #**  
**807-591-BK**

# Aluminum Even Angle Moulding

**Lengths: 12 Ft.**  
**Material: Aluminum**

Finishes Available

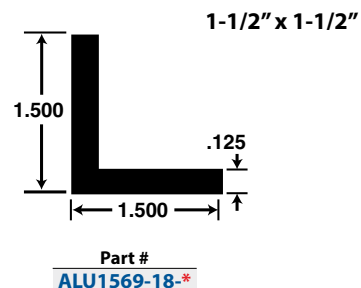
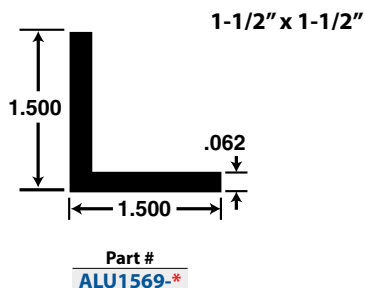
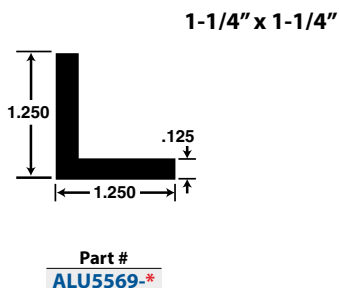
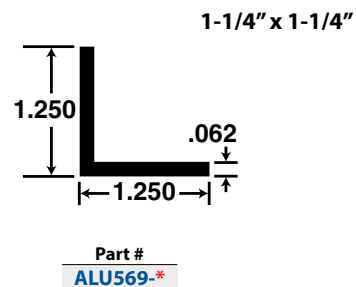
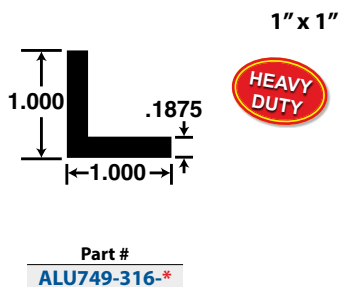
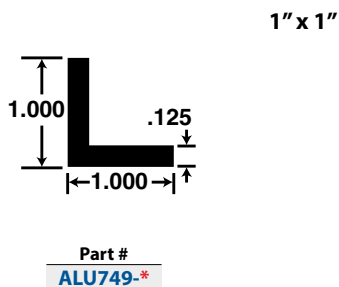
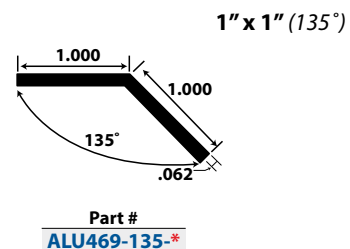
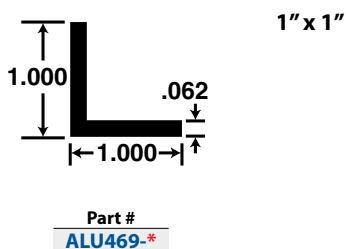
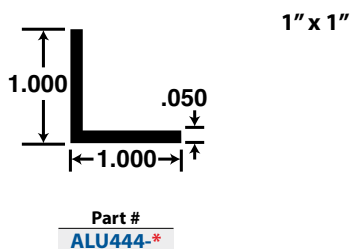
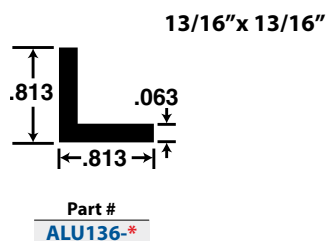
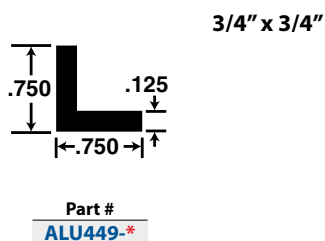
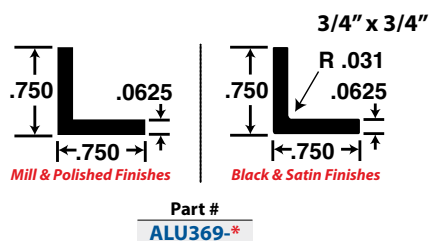
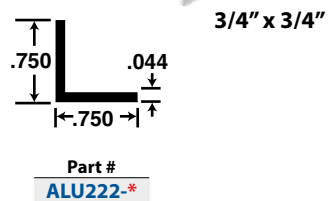
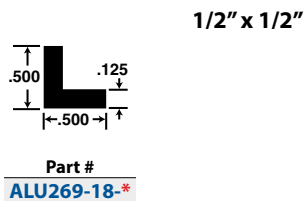
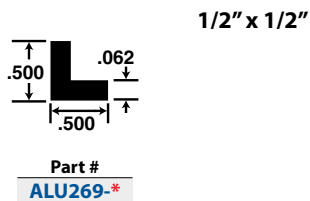
\*M - Mill - Dull Finish: As Extruded - May or May Not Have "Scratches"/Die Lines

\*S - Satin/Clear Anodized - Dull, Matte Finish

\*P - Polished/Mechanical- Shiny/Mirror Finish

\*BK - Black Anodized Finish

*Special Order: Other Colors Available, Please Inquire*



# Aluminum Even Angle Moulding

**Lengths: 12 Ft.**  
**Material: Aluminum**

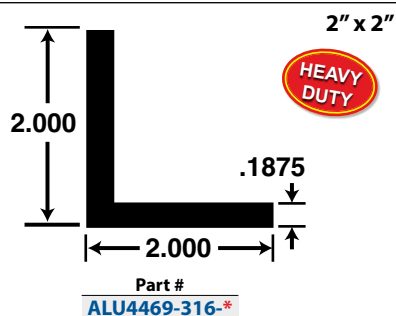
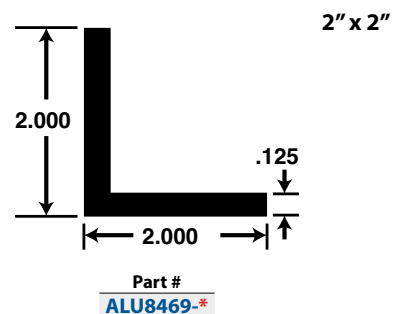
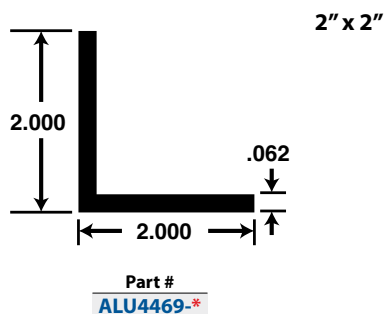
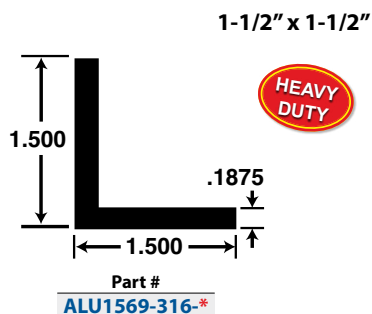
Finishes Available

\*M - Mill - Dull Finish: As Extruded - May or May Not Have "Scratches"/Die Lines

\*P - Polished/Mechanical - Shiny/Mirror Finish

\*S - Satin/Clear Anodized - Dull, Matte Finish

*Special Order: Other Colors Available, Please Inquire*



**FOR STAINLESS STEEL  
ANGLE CORNER GUARDS,  
SEE PAGE B-63**

# Aluminum Uneven Angle Moulding

**Lengths: 12 Ft.**  
**Material: Aluminum**

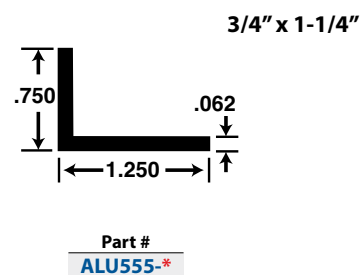
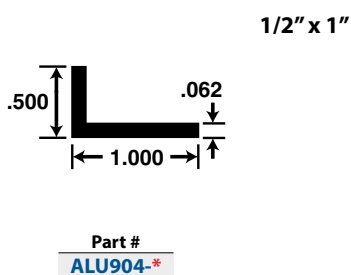
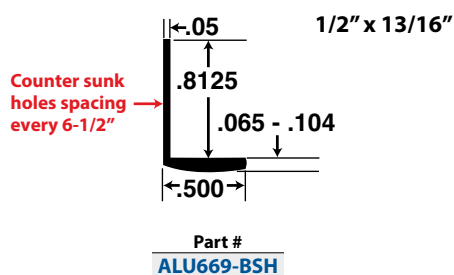
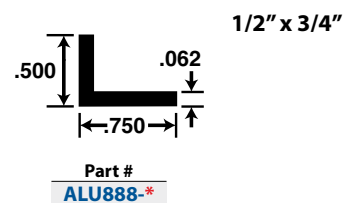
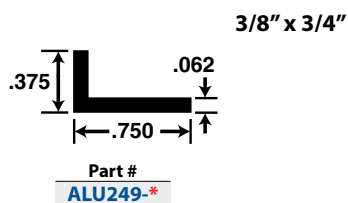
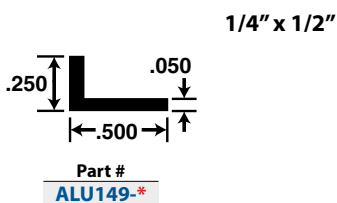
Finishes Available

\*M - Mill - Dull Finish: As Extruded - May or May Not Have "Scratches"/Die Lines

\*P, PH (w/holes) - Polished/Mechanical - Shiny/Mirror Finish

\*BSH (w/holes) - Brushed Satin - Lightly Brushed (Shows Grain) Satin Finish

\*S - Satin/Clear Anodized - Dull, Matte Finish



# Plastic Sliding Door Track

**Lengths: 12 Ft.**  
**Material: Polypropylene**

## Colors Available

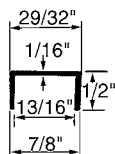
\*WH - White \*BK - Black  
\*BR - Brown \*AL - Almond  
unless otherwise noted

## Upper Track

**For use with:**

K101-601

**Styrene**



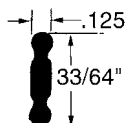
**Part #**  
**K101-4079-\***

Upper Track:  
K101-4079

Locking Glide:  
R26-62WH

## Lower Single Flat Track

**100 & 500 Ft. Coils**



**Part #**  
**K101-601-\***



Locking Glide  
R26-62

## Natural Nylon White Locking Glides

**For use with:**

K101-601



1/4" x 1/4" x 1"

**Nylon Glides Are Recessed Into the Door**  
Mounts onto 1/4" mortise on the bottom of each door with a brad nail.

**Part #**  
**R26-62WH**

## For Light Weight Doors

### No Glides or Wheels Needed

**Lengths: 12 Ft.**  
**Material: Styrene**  
**Colors Available**

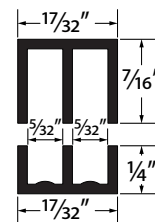
\*WH - White \*BK - Black  
\*BR - Brown \*BE - Beige

**Complete Set Consists Of:**

- 1 Upper Track • 1 Lower Track

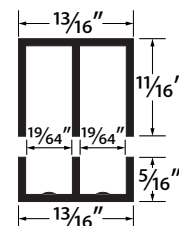


**For 1/8" Doors**



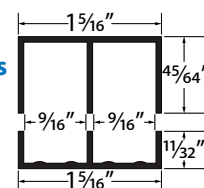
**Part #**  
**180-\***

**For 1/4" Doors**



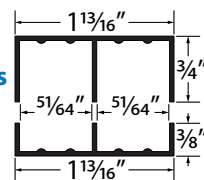
**Part #**  
**140-\***

**For 1/2" Doors**



**Part #**  
**120-\***

**For 3/4" Doors**



**Part #**  
**340-\***

**NOTE: ALL TRACK CAN BE MADE AVAILABLE WITH PRESSURE SENSITIVE TAPE. PLEASE INQUIRE.**

**OUTWATER INDUSTRIES, INC. • www.outwater.com**



## SLIDING DOOR TRACK SYSTEM WITH WHEELS

**Material: Styrene • With or Without Adhesive**

**Colors Available**

\*BK - Black \*SG - Silver Gray

**For 1/4" Doors**

High Quality **Easy-Roll** Metal Ball Bearings  
with **Economy** of Plastic Track

Complete Set Consists Of:

- 1 x 12 Ft. Length Upper Track
- 1 x 12 Ft. Length Lower Track
- 1 Wheel Per Running Ft.



**Without Adhesive - Available In 12 Ft. Lengths**

**Part #**

**MT38-\***

**With Adhesive - Available In 4 & 8 Ft. Lengths**

**Part #**

**Length**

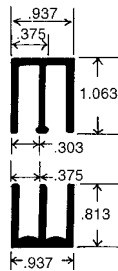
**MT38-A4-\***

**4 ft.**

**MT38-A8-\***

**8 ft.**

**NOTE:**  
Rough Opening  
Less 7/8" = Door Size



**Additional Wheels**

**Part #**

**MTR**



## Plastic Miracle Track II

## SLIDING DOOR TRACK SYSTEM WITH WHEELS

**Lengths: 12 Ft. • Material: PVC • Silver Gray**

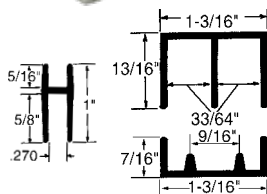
**For 1/4" Doors**

- Lower track has sidewalls to prevent rollers from slipping off track
- 1" (25.4mm) shoe allows superior gripping of glass or plywood doors
- Deep upper track to allow extra clearance and easy installation
- Zinc plated rollers with plastic wheel
- Track & shoe material is rigid PVC

**- OUR MOST POPULAR ASSEMBLY-**

Complete Set Consists Of:

- 1 x 12 Ft. Length Upper Track
- 1 x 12 Ft. Length Lower Track
- 1 x 12 Ft. Length Shoe
- 1 Wheel Per Running Ft.



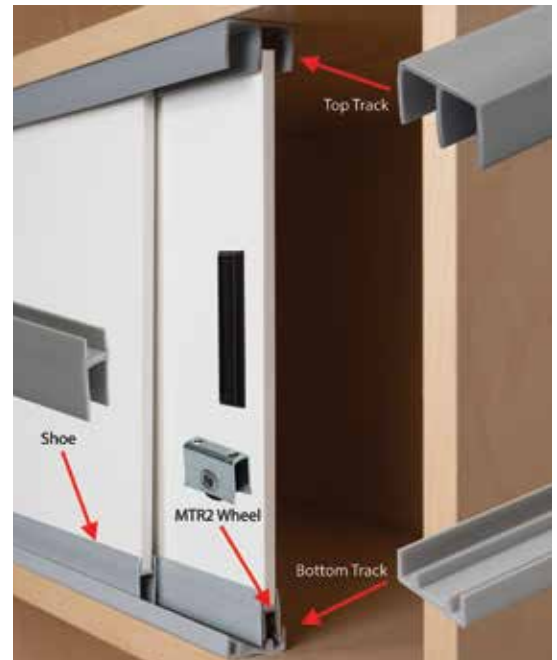
**Additional Wheels**

**Part #**

**MTR2**

**Part #**

**MT39-SG**



**NOTE: ALL TRACK CAN BE MADE AVAILABLE WITH PRESSURE SENSITIVE TAPE. PLEASE INQUIRE.**

**Phone: 1-800-631-8375 • Fax: 1-800-888-3315**

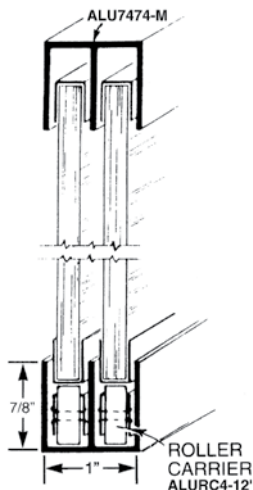
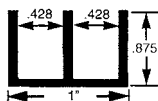
# Aluminum Sliding Door Track

Lengths: 12 Ft.

Finishes Available

M - Mill - Dull Finish: As Extruded - May or May Not Have "Scratches"/Die Lines

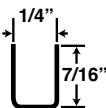
## Recommended for Glass or Wood Doors



Part #  
**ALU7474-M**

For Up to 1/4" Doors

.015 Thick  
or less than 1/32"  
(28 Gauge)



All Stainless Steel 430 Grade (Magnetic)  
Polished-Shiny/Mirror Finish

Part #  
**SS907-P**

Wheels every 5-1/2".  
Use 2/3 of the track with wheels.

**Example:**

6 ft. opening use 4 ft. of roller system.

Galvanized  
Steel

Part #  
**ALURC4-12**


## Ultra Pile Dust Seal / Weatherseal w/Adhesive

Lengths: 50 Ft. Coils • Color: Gray

Self supporting pile is always on center  
and has the integrity and consistency to  
ensure a tight seal.



MANY  
APPLICATIONS:  
Windows  
Doors  
Showcases



Part#	Description
<b>DS-150-GY</b>	.270 W x .150 H
<b>DS-200-GY</b>	.270 W x .200 H

## Recommended for Wood Doors

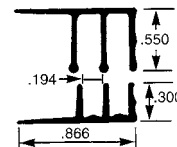
**No Glides or Wheels Needed**

Complete Set Consists Of:

- 1 Upper Track • 1 Lower Track

For 1/8" Doors

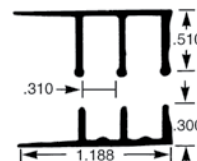
Part #  
**ALUT18-M**



For 1/4" Doors

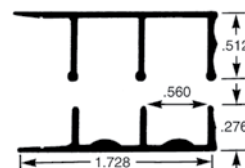
Part #  
**ALUT14-M**

**ALUT14-C** Clear Anodized - Dull, Matte Finish



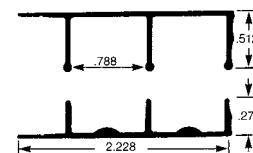
For 1/2" Doors

Part #  
**ALUT12-M**



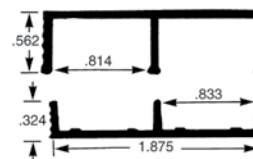
For 3/4" Doors

Part #  
**ALUT34-M**



For 3/4" Doors

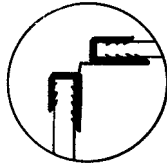
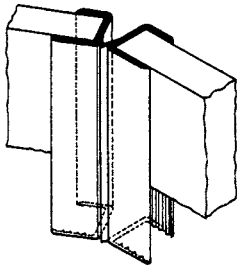
Part #  
**ALUT134SP-M**



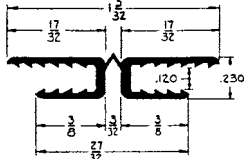
## Plastic Panel Hinge

Lengths: 12 Ft.  
Material: Polypropylene  
Colors Available

\*WH - White \*BK - Black



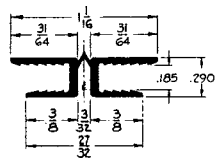
Fits 1/8" Panels



Part #

103-634-\*

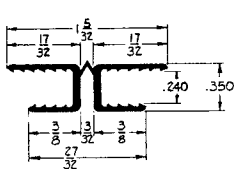
Fits 3/16" Panels



Part #

103-571-\*

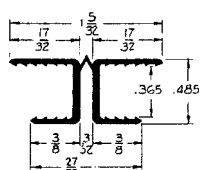
Fits 1/4" Panels



Part #

103-635-\*

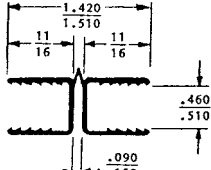
Fits 3/8" Panels



Part #

103-637-\*

Fits 1/2" Panels



Part #

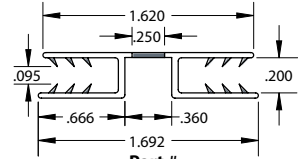
103-4175-\*

Lengths: 12 Ft.  
Material: PVC  
Colors Available

\*WH - White \*BK - Black \*CL - Clear

New!

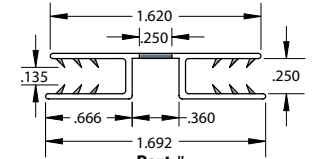
Fits 1/8" Panels



Part #

108-640-\*

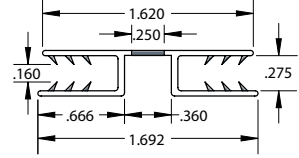
Fits 3/16" Panels



Part #

108-644-CL

Fits 1/4" Panels

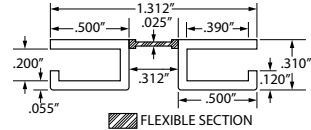


Part #

108-641-\*

Lengths: 12 Ft.  
Material: PVC • Clear w/White Web

Fits 3/16" Panels

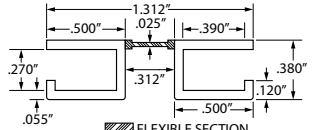


FLEXIBLE SECTION

Part #

P4506-CL

Fits 1/4" Panels



FLEXIBLE SECTION

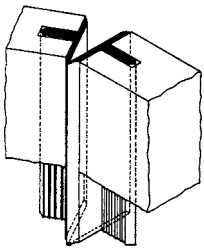
Part #

P4440-CL

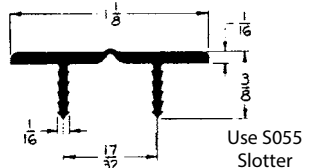
## Plastic Tee Hinge

Lengths: 12 Ft.  
Material: Polypropylene  
Colors Available

\*WH - White \*BK - Black



For 1/2" Panel

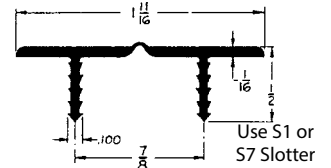


Use S055 Slotter

Part #

103-631-\*

For 3/4" Panel



Use S1 or S7 Slotter

Part #


103-632-\*

## Flat Hinge

Lengths: 100 & 500 Ft. Coils  
Material: Polypropylene

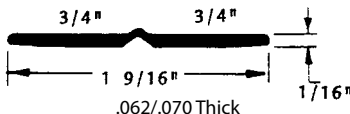
Colors Available

\*WH - White \*BK - Black \*BR - Brown



Part #

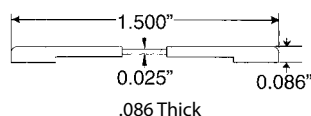
103-639-\*



Part #

103-638-\*

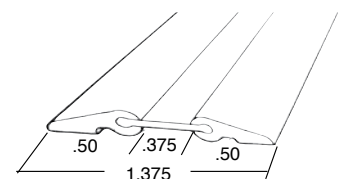
Lengths: 100 Ft. Coils  
Material: PVC  
Clear w/White Web



Part #

P4169-CL

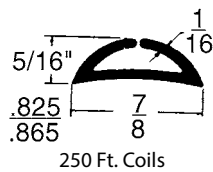
Lengths: 4 Ft.  
Material: Clear Urethane & Acrylic  
U.V. Stabilized for Outdoor Use!



Part #

F2000-CL

## Bumper Guard Moulding

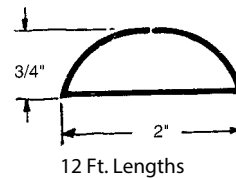
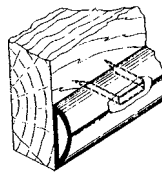


Part #  
**K106-544-\***

Material: Polyethylene

Colors Available

\*BK - Black \*BR - Brown



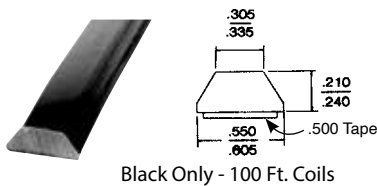
Part #  
**K106-555-\***

## Industrial Bumper Moulding w/Adhesive

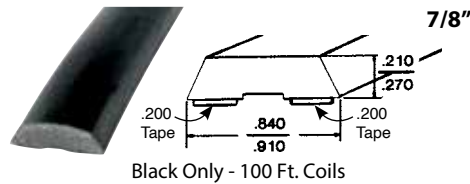
Material: PVC

Colors Available

WH - White BK - Black



Part #  
**2122-BK**

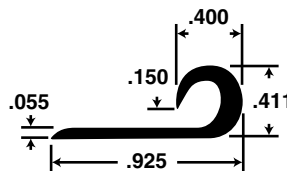


Part #  
**1968-BK**

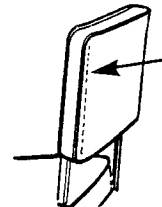
## Chair Edge Guard Moulding

Lengths: 100 & 600 Ft. Coils


Material: Vinyl • Clear



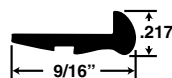
Part #  
**403-023-000-0600R**



## Table Guard Moulding



Lengths: 100 & 500 Ft. Coils • Staple To Surface



Vinyl - Clear

Part #  
**101-CL**



PVC/Film  
Brite Brass - Brite Chrome

Part #  
**101-B/B**  
**101-B/C**



# Adjustable Panel / Glass Retainer



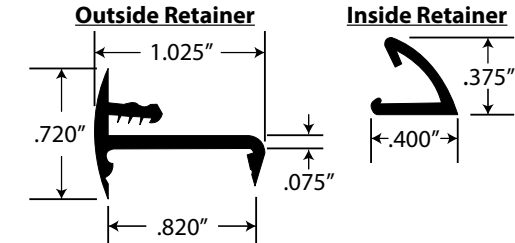
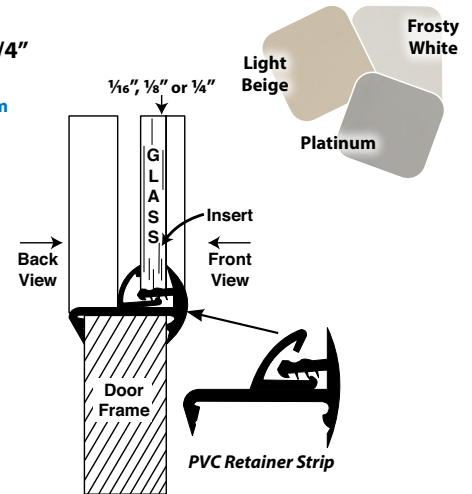
**Lengths: 12 Ft.**  
**Material: RPVC**  
**Accommodates all panels at 1/16", 1/8" & 1/4"**  
**Colors Available**  
**\*LB - Light Beige \*FW - Frost White \*PLT - Platinum**  
*unless otherwise noted*

## Insert May Be:

- Glass
- Markerboard
- Tackboard
- Expanded Metal Grilles
- Woven Wire Grilles
- Decorative MDF Screening Panel

## SOLD IN SETS

**Part #**  
**6500-\***



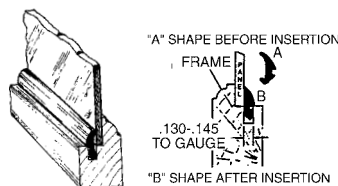
## Staple Type

**Lengths: 100 Ft. / 500 Ft. Coils**  
**Material: Vinyl**  
**Colors Available**  
**\*WH - White \*BK - Black \*BR - Brown**  
*unless otherwise noted*

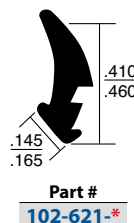
	 <b>Part #</b> <b>102-625-*</b>	 <b>Part #</b> <b>102-680-*</b>	 <b>Part #</b> <b>102-627-*</b>
 <b>Part #</b> <b>102-681-*</b>	 <b>Part #</b> <b>102-645-*</b> <i>White not available</i>	 <b>Part #</b> <b>102-698-*</b>	 <b>Part #</b> <b>102-644-*</b>
 <b>Part #</b> <b>102-778-*</b>	 <b>Part #</b> <b>102-623-*</b>	 <b>Part #</b> <b>102-624-*</b>	 <b>Part #</b> <b>102-620-*</b> <i>White not available</i>

## Groove Type

**Lengths: 100 Ft. / 500 Ft. Coils**  
**Material: Vinyl • Use S4 or S10 Slotter**  
**Colors Available**  
**\*WH - White \*BK - Black \*BR - Brown \*CL - Clear**  
*unless otherwise noted*



#102-621 is also available in Fruitwood & Clear



# Aluminum Tubes, Rods, Bars & Squares

## Finishes Available

\*M - Mill - Dull Finish: As Extruded - May or May Not Have "Scratches"/Die Lines

\*S - Satin/Clear Anodized - Dull, Matte Finish

\*BK - Black Powder Coated

## Square Tube

Length: 12 Ft.



Part #	O. D.	Wall Thickness
ALUX211-M	1/2"	.050"
ALUX212-M	3/4"	.050"
ALUX213-M	1"	.050"
ALUSQ14-M	1-1/4"	.125"

## Square Bar

Length: 8 Ft.



Part #	Dimensions
ALUB25-M	1/4" x 8 Ft.
ALUB50-M	1/2" x 8 Ft.
ALUB6750-M	3/4" x 8 Ft.

## Rectangular Tube

Length: 12 Ft.



Part #	A	B	Wall Thickness
ALURT15-M	1"	1/2"	.125
ALURT12-M	2"	1"	.125
ALURT18-M	3"	1-1/2"	.125

## Rectangular Bar


Length: 12 Ft. (8 Ft. lengths only)



Part #	A	B	
x ALU500-18-M	1/4"	1/8"	(x - 4 Ft. lengths only)
ALU601-*	1"	1/16"	
ALU599-18-*	1/2"	1/8"	
ALU600-18-*	3/4"	1/8"	
ALU601-18-*	1"	1/8"	
ALU603-18-*	1-1/2"	1/8"	
ALU604-18-*	2"	1/8"	

## Round Tube

Length: 8 Ft.



Part #	O.D.	Wall Thickness
ALU799-M	1/4"	1/16"
ALU800-M	1/2"	1/16"
ALU801-M	3/4"	1/16"
ALU802-M	1"	1/16"
ALU803-M	1-1/2"	1/16"
ALU798-M	1-1/2"	1/8"

## Round Rod

Length: 8 Ft.



Part #	Dimensions
ALUR14-M	1/4" x 8 Ft.
ALUR375-M	3/8" x 8 Ft.
ALUR12-M	1/2" x 8 Ft.
ALUR58-M	5/8" x 8 Ft.
ALUR34-M	3/4" x 8 Ft.
ALUR100-M	1" x 8 Ft.

## Heavy Duty White Furniture Grade PVC Tubing



Lengths: 8 Ft. • 1-1/4" O.D. • .060 Wall

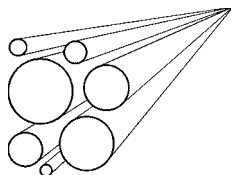
Part #  
PD125-WH

FOR END CAPS & GLIDES, SEE PAGES E-14~20



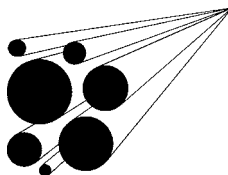
Length: 6 Ft.

## Round Tubes



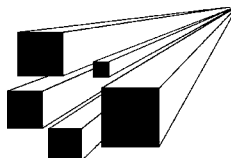
Part #	O.D.	I.D.	Wall Thick.
10702	5/16"	3/16"	1/16"
10703	3/8"	1/4"	1/16"
10704	3/8"	1/8"	1/8"
10705	1/2"	3/8"	1/16"
10706	1/2"	1/4"	1/8"
10708	5/8"	1/2"	1/16"
10709	5/8"	3/8"	1/8"
10710	3/4"	5/8"	1/16"
10711	3/4"	1/2"	1/8"
10712	7/8"	3/4"	1/16"
10713	7/8"	5/8"	1/8"
10714	1"	7/8"	1/16"
10715	1"	3/4"	1/8"
10716	1-1/4"	1"	1/8"
10717	1-1/4"	1-1/8"	1/16"
10718	1-1/2"	1-1/4"	1/8"
10719	1-5/8"	1-3/8"	1/8"
10720	1-3/4"	1-1/2"	1/8"
10721	2"	1-3/4"	1/8"
10723	2-1/4"	2"	1/8"
10724	2-1/2"	2-1/4"	1/8"
10725	2-3/4"	2-1/2"	1/8"
10726	3"	2-3/4"	1/8"
10727	4"	3-3/4"	1/8"
10728	4 1/2"	4-1/4"	1/8"
10729	5"	4-3/4"	1/8"
10730	6"	5-3/4"	1/8"

## Round Rods




Part #	Diameter
10102	1/8"
10103	3/16"
10104	1/4"
10105	5/16"
10106	3/8"
10108	1/2"
10110	5/8"
10111	3/4"
10112	7/8"
10113	1"
10114	1-1/8"
10115	1-1/4"
10116	1-1/2"
10117	1-3/4"
10118	2"

## Square Rods



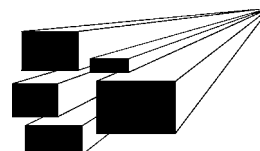
Part #	Square
10301	1/8"
10302	3/16"
10303	1/4"
10304	3/8"
10305	1/2"
10307	3/4"
10308	1"

## Half Round Rods



Part #	Diameter
10201	1/2"
10202	5/8"
10203	3/4"
10204	1"

## Rectangular Rods



Part #	Size
10801	1/8" x 3/8"
10802	1/8" x 5/8"
10805	1/4" x 1/2"
10806	1/4" x 1"
10807	5/8" x 1"
10808	3/4" x 1"

## Square Spiral Rods



Part #	Point To Point
10502	1/2"
10503	5/8"
10504	3/4"

## Vinyl Baseboard Mouldings



### PROFILE:

- Full .080" gauge
- Co-extruded
- Heavier wear layer
- Precision cut ends
- Shrink free
- No blanching
- Abrasion resistant
- Washable surface
- Soft and workable
- Contemporary colors
- Inside and outside corners made easily

	Part #	Color	Description	Height
A	BB-448-210	Cocoa	(4 ft. lengths & 100 ft. coils)	4"
B	BB-448-220	Beige	(4 ft. lengths & 100 ft. coils)	4"
C	BB-448-410	Almond	(4 ft. lengths & 100 ft. coils)	4"
D	BB-448-310	Pewter	(4 ft. lengths & 100 ft. coils)	4"
E	BB-448-300	Charcoal	(4 ft. lengths & 100 ft. coils)	4"
F	BB-448-320	Silver	(4 ft. lengths & 100 ft. coils)	4"
G	BB-448-950	Wine	(4 ft. lengths & 100 ft. coils)	4"
H	BB-448-400	White	(4 ft. lengths & 100 ft. coils)	4"
I	BB-448-100	Black	(4 ft. lengths & 100 ft. coils)	4"

Custom Colors Available -  
3000 Ft. Minimum, Please Inquire.

MSDA AVAILABLE UPON REQUEST

	Part #	Color
C	BB-648-410	Almond
D	BB-648-310	Pewter

**DISCONTINUED**  
**PLEASE CALL ONE OF OUR SALES ASSOCIATES FOR OTHER OPTIONS**

### CARTRIDGE

Part #  
WB-ADH-C

### GALLON

Part #  
WB-ADH-G

### SPECIFICATIONS:

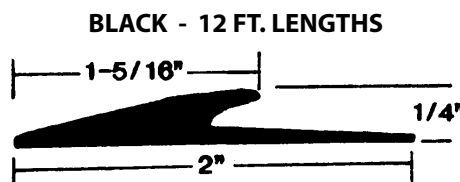
Grade Vinyl Wallbase conforms to all requirements of Federal Specification #SS-W-40A Type 2 Vinyl Plastic: .080" Thickness.  
Class 1 Vinyl Chloride.

### FLAME SPREAD AND SMOKE DEVELOPMENT RESULTS:

Wallbase has a Flame Spread Index of 20 and Smoke Development Value of 290. Test results, calculated in accordance with ASTM-E84-912. The National Fire Protection Association Life Safety Code 101, Section 6-5.3, "Interior Wall and Ceiling Finish Classification", classifies materials with respect to Flame Spread and Smoke Development. When tested in accordance with NFPA 255, Vinyl Wallbase gained a Class A rating.

## Vinyl Carpet / Floor Mouldings

1/4" Carpet Reducer



Part #  
CT-250-BK

Transition reducer for glue down carpets; with 1/4" undercut.

BROKEN BOX FEE FOR ORDERS LESS THAN THE TUBE AMOUNT.

OUTWATER INDUSTRIES, INC. • [www.outwater.com](http://www.outwater.com)