

## Without Adhesive Backing

Lengths: 12 Ft. • Material: Styrene

Colors Available  
\*WH - White \*BK - Black

<p><b>Holds 1/2" Ticket</b></p> <p>Part # <b>35-500-*</b></p>	<p><b>Holds 3/4" Ticket</b></p> <p>Part # <b>35-750-*</b></p>	<p><b>Holds 7/8" Ticket</b></p> <p>Part # <b>35-875-*</b></p>	<p><b>Holds 1-1/4" Ticket</b></p> <p>Part # <b>35-1-250-*</b></p>
<p><b>Holds 1-1/2" Ticket</b></p> <p>Part # <b>35-1-500-*</b></p>	<p><b>Holds 2" Ticket</b></p> <p>Part # <b>35-2-*</b></p>	<p><b>Holds 2-1/2" Ticket</b></p> <p>Part # <b>35-2-500-*</b></p>	<p><b>Holds 3" Ticket</b></p> <p>Part # <b>35-3-*</b></p>
<p><b>Holds 3-1/2" Ticket</b></p> <p>Part # <b>35-3-500-*</b></p>	<p><b>Holds 4" Ticket</b></p> <p>Part # <b>35-4-*</b></p>	<p><b>Holds 5" Ticket</b></p> <p>Part # <b>35-5-*</b></p>	

## With Adhesive Backing

Lengths: 12 Ft. • Material: Styrene

Colors Available  
\*WH - White \*BK - Black

<p><b>Holds 1/2" Ticket</b></p> <p>Part # <b>25-500-*</b></p>	<p><b>Holds 3/4" Ticket</b></p> <p>Part # <b>25-750-*</b></p>	<p><b>Holds 7/8" Ticket</b></p> <p>Part # <b>25-875-*</b></p>	<p><b>Holds 1-1/4" Ticket</b></p> <p>Part # <b>25-1-250-*</b></p>
<p><b>Holds 1-1/2" Ticket</b></p> <p>Part # <b>25-1-500-*</b></p>	<p><b>Holds 2" Ticket</b></p> <p>Part # <b>25-200-*</b></p>	<p><b>Holds 2-1/2" Ticket</b></p> <p>Part # <b>25-2-500-*</b></p>	

## PROTOTYPE SAMPLES

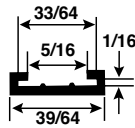
We are happy to provide samples for prototypes & design builds.  
- Please Inquire

# Plastic Flat Back Price Tag Clear Mouldings

## Without Adhesive Backing

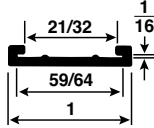
Lengths: 12 Ft. • Material: Butyrate • Clear

Holds 1/2" Ticket



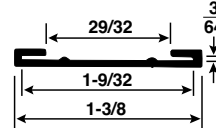
Part #  
**43-500**

Holds 7/8" Ticket




Part #  
**43-875**

Holds 1-1/4" Ticket



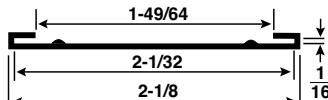
Part #  
**43-1-250**

Holds 1-1/2" Ticket



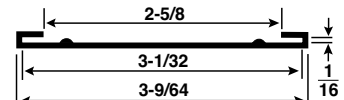
Part #  
**43-1-500**

Holds 2" Ticket



Part #  
**43-2**

Holds 3" Ticket

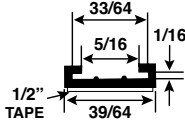


Part #  
**43-3**

## With Adhesive Backing

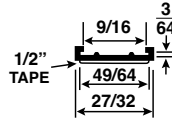
Lengths: 12 Ft. • Material: Butyrate • Clear

Holds 1/2" Ticket



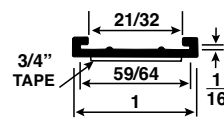
Part #  
**43A-500**

Holds 3/4" Ticket



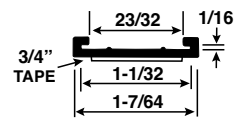
Part #  
**43A-750**

Holds 7/8" Ticket



Part #  
**43A-875**

Holds 1" Ticket



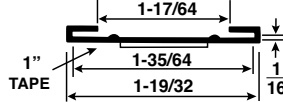
Part #  
**43A-100**

Holds 1-1/4" Ticket



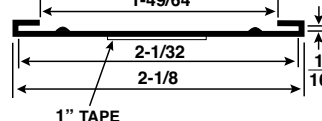
Part #  
**43A-1-250**

Holds 1-1/2" Ticket




Part #  
**43A-1-500**

Holds 2" Ticket



Part #  
**43A-2**

Holds 3" Ticket



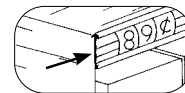
Part #  
**43A-3**

# Aluminum Price Tag Mouldings w/Holes

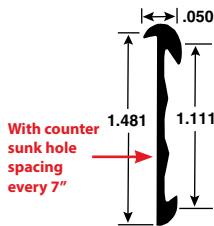
Lengths: 12 Ft.

Finishes Available

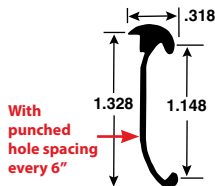
- \*P, PH (w/holes) - Polished/Mechanical - Shiny/Mirror Finish
- \*BSH (w/holes) - Brushed Satin - Lightly Brushed (Shows Grain) Satin Finish
- \*S, SH (w/holes) - Satin/Clear Anodized - Dull Matte Finish



For 1-1/4" Price Tag

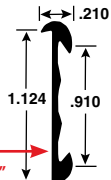


Part # Length  
**ALU154**\* 120 Ft.  
600 Ft.+



Part # Length  
**ALU618**\* 120 Ft.  
600 Ft.+

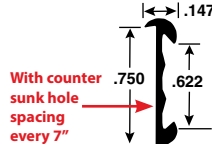
For 1" Price Tag



Part # Length  
**ALU157**\* 120 Ft.  
600 Ft.+

Without Holes  
**ALU157NH**\* 120 Ft.  
600 Ft.+

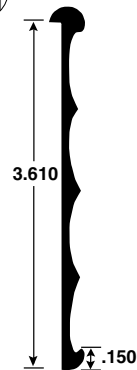
For 5/8" Price Tag



Part # Length  
**ALU151**\* 120 Ft.  
600 Ft.+

Without Holes  
**ALU151NH**\* 120 Ft.  
600 Ft.+

For Universal Price Tag (No Holes)

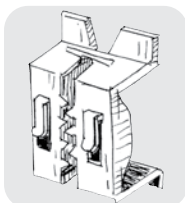


Part # Length  
**ALU1316**\* 120 Ft.  
600 Ft.+

## For Shelves & C Channels




**Part #**  
**GTS-01**



- Material: Durable White Polypropylene
- Fits 1-1/4" shelving channel
- Signage faces up, down or perpendicular for two-sided viewing



- Material: Steel
- Fits all standard gondola price channels
- Use locking screw **#MSC-SCREW** for extra strength
- Material: Steel
- Works with MSC-100



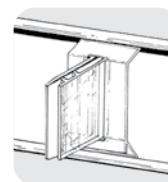
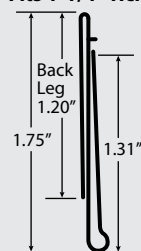
**Part #**  
**MSC-100** 1" Wide Metal Adaptor Clip  
**MSC-SCREW** Mounting Screw



**Part #**  
**55-1251-WH** White  
**55-1251-CL** Clear

- Material: PVC
- Lengths: 4 ft.
- White comes with a clear front
- Clips onto most 1-1/4" metal shelves
- Snaps into ticket moulding
- For Adhesive SKU card and non-adhesive 1-1/4" ticket

**Fits 1-1/4" Ticket**



- Material: Clear PVC with Grip-Tite fingers
- Fits 7/8" to 1-1/4" shelving channel
- Signs display in the flag position
- Can be viewed from either aisle direction
- Holds sign stock to .080"

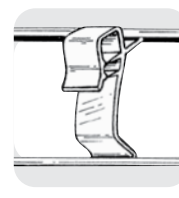
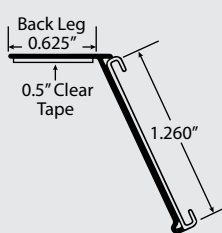
**Part #**  
**GTS-15**



**Part #**  
**55-1265-CL** Clear

- Material: PVC
- Lengths: 4 ft.
- Available in Clear only
- Attaches to top of shelf with permanent film tape

**Fits 1-1/4" Ticket**



- Material: Clear PVC with Grip-Tite fingers
- Fits 1-1/4" shelving channel
- Signs display in the flat position
- Holds sign stock to .080"

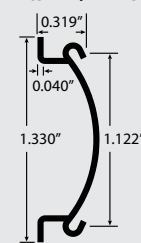
**Part #**  
**GTS-14**



**Part #**  
**55-5952**

- Material: Clear Styrolux
- Lengths: 8 ft.
- Snaps in to existing moulding
- Fits most shelf channels

**Fits 1-1/4" Ticket**



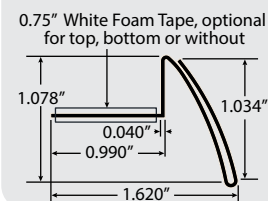
- Material: Clear Styrolux with white foam tape
- Lengths: 8 ft.
- Used over shelf with built-in shelf guard
- Used under shelf for easy access
- Can be free standing without adhesive

**A. Top**  
(inquire)

**B. Bottom**

**C. Without**  
Adhesive

**Fits 1-1/4" Ticket**



**Part #**  
**55-5957A**  
**55-5957**

- ▲ With adhesive, can choose top or bottom
- Without adhesive

## Flatback Tickets

With Clear Rubber Based Polyester Adhesive Tape for Permanent Installation (*unless otherwise noted*)

- **Butyrate Tickets:** Provides most clarity
- **Styrolux Tickets:** Provides more clarity than PVC, but more economical
- **PVC Tickets:** Most Economical

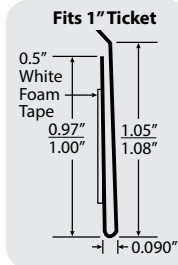
### Colors Available

\*CL - Clear    \*WH - White    \*BK - Black



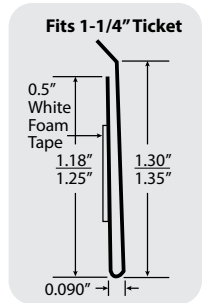
Part #  
**6184-12**

- Material: Clear Butyrate
- Lengths: 12 ft.
- Anti-Tampering
- White foam tape



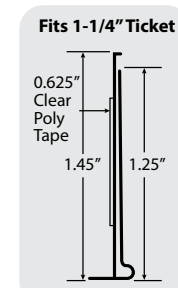
Part #  
**6186-12**

- Material: Clear Butyrate
- Lengths: 12 ft.
- Anti-Tampering
- White foam tape



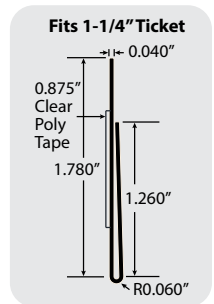
Part #  
**55-1260-\***

- Material: PVC
- Lengths: 4 ft.
- White or Black come with a clear front
- Guide bar aids accurate installation



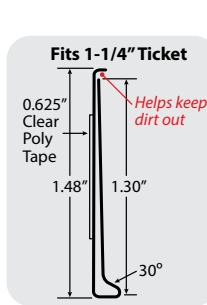
Part #  
**55-5949**  
**55-5949A**

- Material: Clear Styrolux
- Lengths: 8 ft.
- Apply with adhesive or mechanical fastener



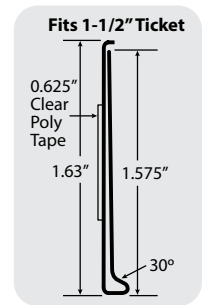
Part #  
**55-1250-\***

- Material: PVC
- Lengths: 4 ft.
- Available in White or Black, with clear front
- Anti-Tampering



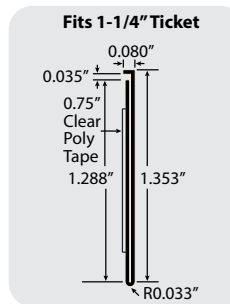
Part #  
**55-1550-\***

- Material: PVC
- Lengths: 4 ft.
- Available in Clear or White, with clear front



Part #  
**55-5948-CL**

- Material: PVC
- Lengths: 8 ft.
- Anti-Tampering closed top



For quantities less than 120 ft. please add 10% to the 120 ft. price.

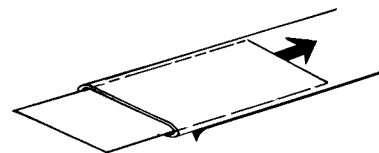
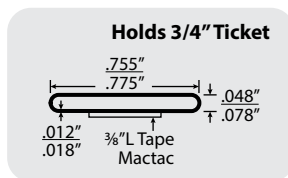
Phone: 1-800-631-8375 • Fax: 1-800-888-3315



## Tube Tickets



**With Adhesive Backing**  
**Material: Clear Butyrate • Lengths: 12 Ft.**  
**Anti-Tampering**



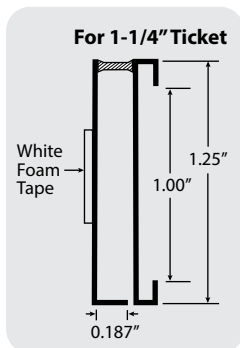
**Part #**  
**2051-CL**

## Dual For Price & Inventory Tickets



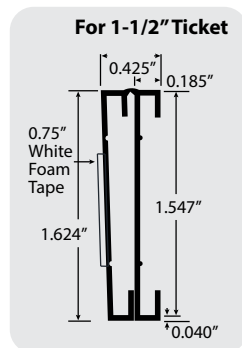
**Part #**  
**1125FT**

- Material: Clear PVC/Dual Durometer
- Lengths: 8 ft.
- 1-1/4" ticket with flip up front and white foam tape
- For Adhesive SKU card and non-adhesive 1-1/4" ticket



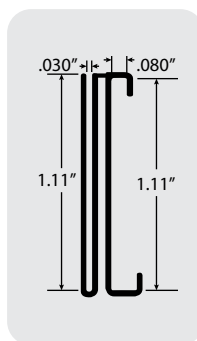
**Part #**  
**55-5955**

- Material: Clear Styrolux
- Lengths: 8 ft.
- With white foam tape
- Hinged
- For 2 non-adhesive cards
- Preferred for jewelry displays



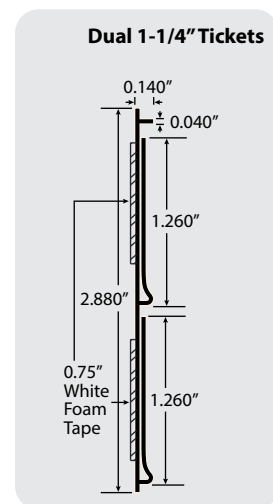
**Part #**  
**55-1220**

- Material: Clear PVC/Dual Durometer
- Lengths: 4 ft.
- Used as double ticket holder or clips in many fixtures
- Flex-hinged
- Mounted - No adhesive



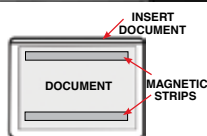
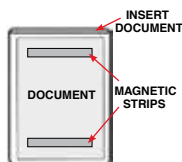
- Material: Styrene
- Lengths: 8 ft.
- Available in White or Black, with clear front
- Double ticket - Price tag and inventory tag can be seen at once

Part #	Color
55-5950-BK	Black
55-5950-WH	White



## Warehouse Price Tag

## Job Ticket/Price Holder\*

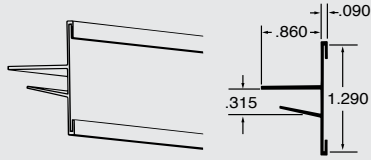


\* See Page C-74 for more information.

# Snap-On Channel Mount Tickets



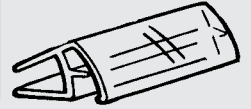
- Fits 3/16"-5/16" glass shelf
- Material: Clear Rigid PVC
- Lengths: 12 ft.
- Holds 1-1/4" H ticket



**Part #**  
**6165-12**



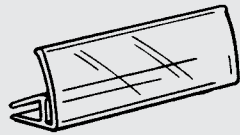
- Fits 7/32"-1/4" glass shelf
- Material: Clear Butyrate
- Holds 3/8" H ticket



**Part #**      **Length**  
**6105-03**      3"



- Fits 7/32"-1/4" glass shelf
- Material: Clear Butyrate
- Holds 7/8" H ticket



**Part #**      **Length**  
**6121-03**      2-7/8"




- Fits 7/32"-1/4" glass binning
- Material: Clear Butyrate
- Lengths: 2-7/8"
- Holds 7/8" H ticket



**Part #**  
**6119-03**



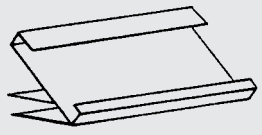
- Fits 1/4" glass shelf
- Material: Clear Butyrate
- Lengths: 8 ft.
- Holds 1/2" ticket or rigid sign



**Part #**  
**52-CL**



- Fits 1/4" glass shelf
- Material: Styrene
- Lengths: 12 ft.
- Holds 1" H ticket



*Non-Stock item  
Please Inquire*

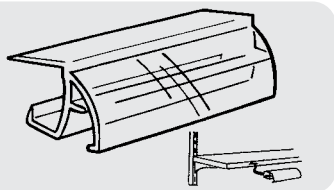
**Part #**      **Color**  
**40-WH**      White  
**40-BK**      Black

## Ticket & Label Holders

### Snap-On Channel Mount Tickets



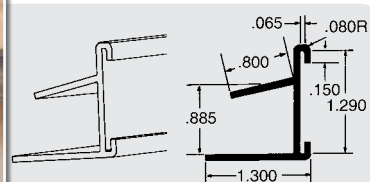
- Fits 3/4" metal shelf
- Material: Clear Butyrate
- Lengths: 2-7/8"
- Holds 7/8" H ticket



**Part #**  
**6136-03**

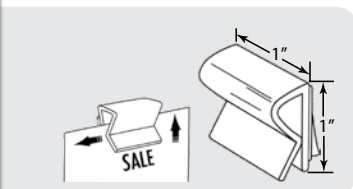


- Fits 3/4"-7/8" shelf
- Material: Clear Rigid PVC
- Lengths: 12 ft.
- Holds 1-1/4" H ticket



**Part #**  
**6135-12**

### All Purpose Adhesive Clip



**Material:** White Styrene

- Easily works with wire up to 1/4" with its inside diameter of .300"
- Holds signage up to .187 thick
- Can work two ways: (1) over wire and apply signage to adhesive pad or (2) apply adhesive pad to flat surface
- Overall dimensions: 1"W x 1"L

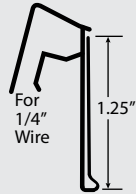
**Part #**  
**APA-105**

## Price Tag Holders For Wire



- Material: PVC
- Lengths: 4 ft.
- Snaps on to 1/4" wire

**Fits 1-1/4" Ticket**

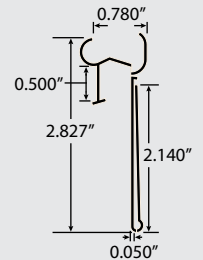


Part #	Length
<b>55-1275-CL</b>	4 ft.



- Material: PVC
- Runs to order
- Minimums and color match fees may apply, please inquire.
- Ideal for freezer cases

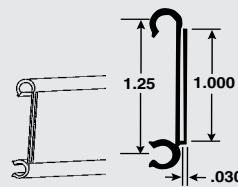
**Fits 2" Ticket**



Part #
<b>55-5962-WH</b>



- Material: Clear Butyrate
- Work with 1/4" diameter wire
- Holds 1"H ticket



Part #	Size
<b>6125-03</b>	2-7/8" L

## Label Holders For Wire

### UPC LOCKING STRAP LABEL HOLDER



- Material: Clear PVC
- Easily attaches to wire/grids up to 1/4" diameter
- Label area is 1-1/4" x 3" and is equipped with label setting guide rail




Part #  
**LH-3**

### SECURE-LOK LABEL HOLDER



- Material: Clear Polypropylene
- Easily attaches and locks on wire up to 3/8" diameter
- Label area: 1-1/4" x 3-1/2"



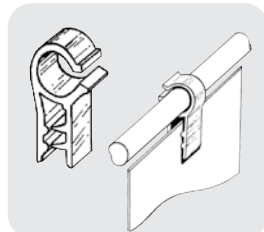
Part #  
**LH-4**

## Sign Holders For Wire

### GRIP-TITE WIRE BASKET SIGN HOLDER



- Material: Clear PVC
- Fits wire up to 3/8" diameter
- Dual durometer ribs holds material up to .080" thick in flush mount position
- Overall dimensions: 1/2" x 1" L




Part #  
**GTS-18**

### GRIP-TITE WIRE FLAG SIGN HOLDER



- Material: Clear PVC
- Fits wire up to approximately .200" (3/16") and has gripper ribs to hold securely
- Dual durometer ribs securely holds signage up to .080" thick
- Overall dimensions: 1" L x 11/16" W



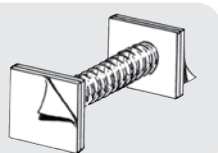
Part #  
**GTS-27**

## Bendable Sign Holders For Small Light Weight Signage

### SPRING WOBBLER



- Material: White Styrene bases (3/4" x 3/4")
- Metal Spring 1" long
- With adhesive on both vase sides this can be used virtually anywhere you can imagine
- Metal spring creates attention grabbing action

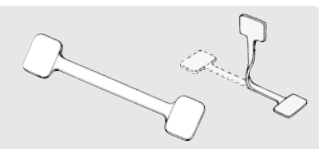


Part #  
**J2401**

### FLEXIBLE ALUMINUM SIGN HOLDERS



- Material: Aluminum
- With adhesive on both ends, this too can be just about anywhere you need
- Easily bends and adjusts to any shape you need



Part #	Length
<b>FSH-33</b>	3"
<b>FSH-36</b>	6"

### TAPERED WOBBLERS



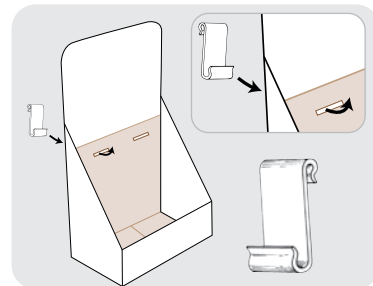
- Material: Clear PVC
- With adhesive on both ends, this works on a variety of in store fixtures or displays
- Tapered body produces extra motion



Part #	Length
<b>TW-60</b>	6"
<b>TW-80</b>	8"

## Power Panel Clip For Cardboard

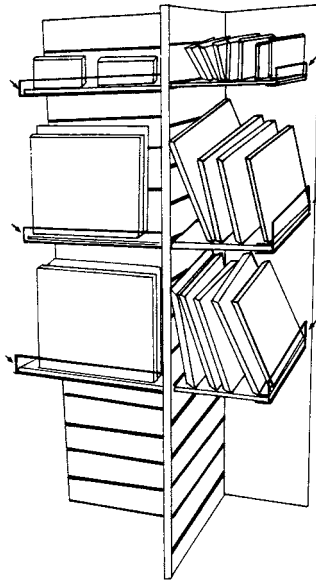
- Material: White PVC
- Works with wire up to 1/4" diameter
- Holds 1/8" - "B" Flute corrugated signage material
- Overall dimensions: 1"W x 2" H



Part #  
**PPC-16**



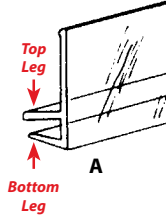
## Shelf Guard



Material: Clear Butyrate


**FITS GLASS:**

3/16"




A

7/32" - 1/4"



B & C

1/4"



D, E & F

Part #	Fits Glass:	Height	Top Leg	Bottom Leg	Length
A <b>SE-316-4</b>	3/16"	7/16"	13/32" L	11/32" L	48"
B <b>SE/248</b>	7/32"-1/4"	2"	3/8" L	5/16" L	48"
C <b>SE/260</b>	7/32"-1/4"	2"	3/8" L	5/16" L	60"
D <b>SE-14-4</b>	1/4"	3/4"	29/64" L	27/64" L	48"
E <b>SE-14-5</b>	1/4"	3/4"	29/64" L	27/64" L	60"
F <b>SE-14-6</b>	1/4"	3/4"	29/64" L	27/64" L	72"

## Plastic Tubing & Accessories For Sign Holders

### WHITE ROUND PLASTIC TUBING

Material: PVC

NOTE: White Styrene & White PVC color may not be identical

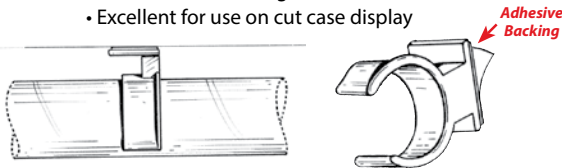
FOR END CAPS & GLIDES, SEE PAGES E-14~20

Part #	O.D.	I.D.	Length
<b>PD125-WH</b>	1-1/4"	1-1/8"	8 ft.

### POLE SIGN CLAMP

Material: Styrene

- Color: White
- For use with 1" tubing
- Excellent for use on cut case display

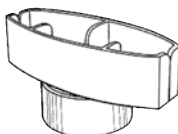


Part #	Tube O.D.
<b>PSC-10</b>	1"

### POLE TOP SIGN HOLDERS

Material: Styrene

- Color: White
- For use with 1" & 1-1/4" tubing
- Holds signs up to .080" thick



Part #	Tube O.D.
<b>PSH-125</b>	1-1/4"

## Table Skirting Clips

Material: Rigid PVC

Length: 3" Long



All clips come with strip of velcro® to attach fabric.

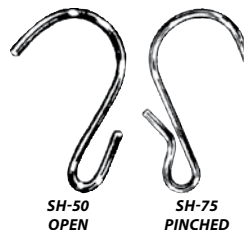


Part #	Description	Fits:
<b>TSC-0750</b>	Without Hook	3/4"
<b>TSC-0750H</b>	With Hook	3/4"

## S-Hooks

Material: Zinc Plated Steel

- .080" • 1-3/4" Long
- Hang from shelf edge or wire fixtures
- Strip Hooks available in "Open Ended" & "Pinched"
  - Open ended for use with all merchandising strips
  - Pinched style assures strip stays on hook



Part #	Type
<b>SH-50</b>	Open
<b>SH-75</b>	Pinched



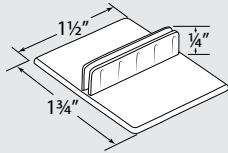
## Free Standing & Wall Mount Sign Holders

**MOST CAN BE USED IN HORIZONTAL AND VERTICAL APPLICATIONS**

### STRAIGHT CENTER MOUNT SIGN/CARD HOLDER



- Material: Clear Styrene
- Holds material up to 1/32" thick
- 1-1/2"W x 1-3/4"L base with 1/4" H secure grip sign holder

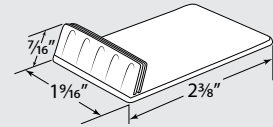


Part #	Length
<b>SCH-1</b>	1-3/4"

### ANGLED TABLETOP SIGN HOLDER



- Material: Clear Styrene
- Holds material up to 1/32" thick
- 1-9/16" L x 2-3/8" base with 7/16" H slanted sign holder

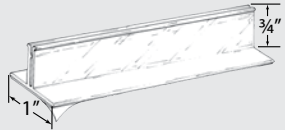


Part #	Length
<b>ACH</b>	1-9/16"

### COUNTER TOP SIGN HOLDERS



- Material: Clear Rigid PVC
- Holds material up to 1/8" thick
- Peel and stick adhesive on 1" back
- 1"W x 3" or 6" L base x 3/4" H tension grip sign holder

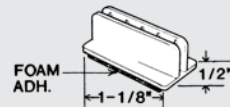


Part #	Length
<b>GTS-77-3</b>	3"
<b>GTS-77-6</b>	6"

### STRAIGHT CENTER MOUNT SIGN HOLDER



- Material: White Styrene
- Holds material .060 to .070 thick
- Peel and stick foam back
- 1-1/8" L x 1/2" W base x 7/16" H secure grip sign holder

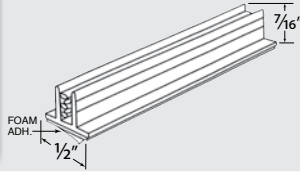


Part #	Length
<b>J2223-3D</b>	1-1/8"

### PRICE CHANNEL SIGN HOLDER

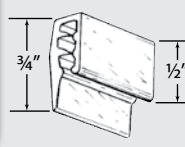


- Material: Clear PVC
- Holds material up to .080" thick
- Peel and stick foam back
- 1/2"W x 1" or 3" L base x 7/16" H sign holder w/grip-tite fingers to hold card stock securely



Part #	Length
<b>GTS-16-1</b>	1"
<b>GTS-16-3</b>	3"

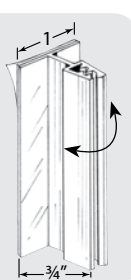
### GRIP-TITE CHANNEL STRIP SIGN HOLDER



- Material: Clear PVC
- Holds material up to 0.080" thick
- Peel and stick foam back
- 1" or 3" L x 3/4" H mounting base x 1/2" H sign holder w/ grip-tite fingers to hold signs in flush mount position

Part #	Length
<b>GTS-17-1</b>	1"
<b>GTS-17-3</b>	3"

### PRICE CHANNEL SIGN HOLDER



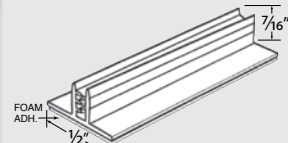
- Material: Clear PVC
- Holds material up to .060" thick
- Peel and stick foam back
- 1"W x 3" or 6" L base x 3/4" H sign holder w/grip-tite fingers and built-in moving flexibility for high traffic areas where signs get hit

Part #	Length
<b>GTS-20-3</b>	3"
<b>GTS-20-6</b>	6"

### GRIP-TITE CHANNEL STRIP SIGN HOLDER



- Material: Clear PVC
- Holds material up to 0.080" thick
- Peel and stick foam back
- Wide base for extra stability
- 1"W x 1" or 3" L base x 7/16" H sign holder w/grip-tite fingers to hold card stock securely



Part #	Length
<b>GTS-25-1</b>	1"
<b>GTS-25-3</b>	3"

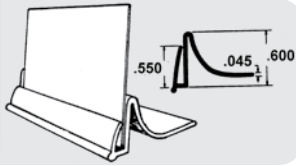
## Free Standing & Wall Mount Sign Holders

**MOST CAN BE USED IN HORIZONTAL AND VERTICAL APPLICATIONS**

### SPECIALTY SIGN HOLDER



- Material: Clear Butyrate
- Holds material up to 0.100" thick
- 1/2" H tension grip sign holder w/ 1-1/4" L x 1" deep curved mounting base to work w/shelving and showcases

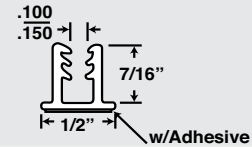


Part #	Length
<b>6201-01</b>	1-1/4"

### SIGN CHANNEL PVC/DUAL DUROMETER



- Material: PVC
- Lengths: 8 ft.
- Holds material 1/8" thick
- Peel and stick foam back
- 1/2"W base x 7/16" H with dual durometer grip

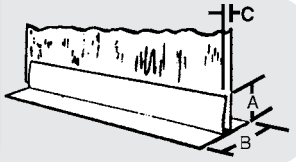


Part #	Color
<b>106-4808-BK</b>	Black
<b>106-4808-WH</b>	White

### FREE STANDING CARD HOLDER



- Material: White Styrene
- Lengths: 12 ft.
- Fits material 1/16"-1/4" thick
- 2"W flat base x 1" H

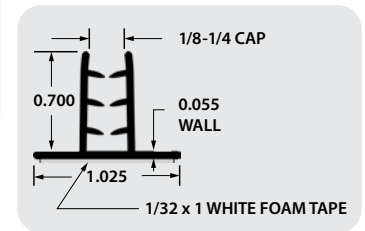


Part #	A	B	Fits Card
<b>24-WH</b>	1"	2"	1/16"-1/4"

### SIGN HOLDER / DUAL DUROMETER



- Material: Clear PVC
- Lengths: 3 in. 6 in. & 8 ft.
- Fits 1/8" - 1/4" thick signs
- Peel and stick foam back
- 1"W base x 11/16" H with dual durometer grip

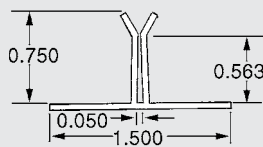


Part #	Length
<b>GTS-140-3</b>	3 in.
<b>GTS-140-6</b>	6 in.
<b>106-4814-CL</b>	8 ft.

### CLEAR/PVC



- Material: Clear PVC
- Lengths: 12 ft.
- Holds material up to .060" thick
- 1-1/2"W base x 3/4" H

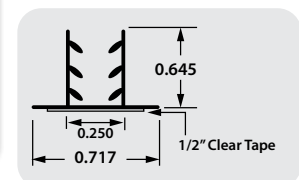


Part #
<b>1255-CL</b>

### SIGN HOLDER / DUAL DUROMETER



- Material: Clear Rigid PVC
- Lengths: 8 ft.
- Fits 1/8" - 1/4" thick signs
- Peel and stick foam back
- 3/4"W base x 11/16" H with dual durometer grip




Part #	Length
<b>106-4820-CL</b>	8 ft.

## Suction Cups

### MADE OF CLEAR UV RESISTANT PVC (Suction Cup Only)

#### SUPER SUCKER WITH MUSHROOM HEAD

- Sticks to any clean, dry, smooth, non-porous surface
- Accommodates a wide range of self-hanging products



Part #	Description
<b>SC-134S</b>	1-3/4" Diameter cup, holds up to approximately 3 lbs.

#### SUCTION CUP WITH TACK

- Hold sign in place up to 3 lbs.
- Un-assembled



Part #	Description
<b>SC-134T</b>	1-3/4" Diameter cup w/plastic tack holds up to approximately 3 lbs.

#### MUSHROOM HEAD SUCTION CUP


- Simplified design accommodates a wide range of self-hanging products.



Part #	Description
<b>SC-34MH</b>	3/4" Diameter cup, holds up to approximately 1/2 lbs.
<b>SC-118MH</b>	1-1/8" Diameter cup, holds up to approximately 1 lbs.
<b>SC-134MH</b>	1-3/4" Diameter cup, holds up to approximately 3 lbs.
<b>SC-212MH</b>	2-1/2" Diameter cup, holds up to approximately 7 lbs.

#### SUCTION CUP WITH ROTO HOOK

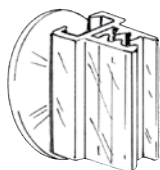
- Great for sign on strings or chains
- Heavyweight capacity is ideal for kitchen and bathroom use. Easily supports cloths, towels, utensils and accessories.



Part #	Description
<b>SC-134RH</b>	1-3/4" Diameter cup w/metal swivel roto hook, holds up to approximately 3 lbs.

#### GRIP-TITE SUCTION CUP WITH VERTICAL SIGN HOLDER

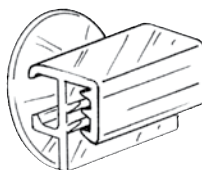
- 1" diameter suction cup with attached sign holder
- Clear 1" Long vertical Grip-Tite sign holder holds material up to .080" thick.
- For use on smooth non-porous surfaces



Part #  
**GTS-22**

#### GRIP-TITE SUCTION CUP WITH FLUSH MOUNT SIGN HOLDER

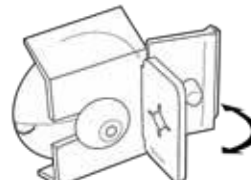
- 1" diameter suction cup with attached sign holder
- Clear 1" Long flush mount Grip-Tite sign holder holds material up to .080" thick.
- For use on smooth non-porous surfaces



Part #  
**GTS-23**

#### "SNAP & HOLD" SUCTION CUP WITH FLAG SIGN HOLDER

- 1" diameter suction cup with attached flag sign holder
- Natural polypropylene re-usable clip comes with self piercing pin to securely grip signage up to .15" thick.

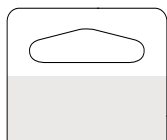


Part #  
**SPSC-607**

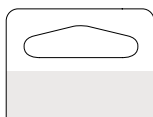
## Hang Tabs

### CLEAR HANG TABS WITH STRONG ADHESIVE BLEND WITH ANY PACKAGING

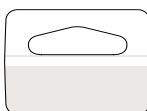
- Increase product exposure by using any variety of these tabs
- Quick and easy solutions to repair damaged packaging
- Speeds up rotation of inventory and allows customer to back shop by removing items from any area of the hook



**SLOTTED**  
**CFV-7511**



**SLOTTED**  
**CFV-6116**



**SLOTTED**  
**RFV-0104**



**ROUND STYLE**  
**CFV-6494**



**HOOK STYLE**  
**SFV-6323**

Part #	Dimensions	Holds Display Weight Up To:	How Sold:	Full Case
<b>CFV-7511</b>	1-3/4"W x 1-1/2"H	18 oz.	Sheet Form	5000
<b>CFV-6116</b>	1-5/8"W x 1-1/4"H	14 oz.	Sheet Form	5000
<b>RFV-0104</b>	1-5/8"W x 1-1/8"H	16 oz.	On Roll	27,000
<b>CFV-6494</b>	7/8"W x 1-1/4"H	11 oz.	Sheet Form	10,000
<b>SFV-6323</b>	1-1/2"W x 1-9/16"H	12 oz.	Sheet Form	5000

## WITH ADHESIVE BACKING\*



\*The adhesive is rubber-based with a protective peel coat resistant to water, detergent and alcohol. It is not recommended for use in contact with solvent such as aliphatic or aromatic hydrocarbons, ketones, esters or chlorinated hydrocarbons.

**Other Thicknesses & Widths Available. Special Die Cutting Available**  
**- Minimums Apply - Please Inquire.**

### .030 THICK - 200 FT. ROLLS WITH ADHESIVE

Part #	Width	Ft. Per Case
<b>MSA-1-0500</b>	1/2"	1600 ft.
<b>MSA-1-0750</b>	3/4"	1200 ft.
<b>MSA-1-1000</b>	1"	800 ft.

### .060 THICK - 100 FT. ROLLS WITH ADHESIVE

Part #	Width	Ft. Per Case
<b>MSA-2-0500</b>	1/2"	800 ft.
<b>MSA-2-0750</b>	3/4"	600 ft.
<b>MSA-2-1000</b>	1"	400 ft.

### .120 THICK - 100 FT. ROLLS WITH ADHESIVE

Part #	Width	Ft. Per Case
<b>MSA-3-0500</b>	1/2"	600 ft.
<b>MSA-3-0750</b>	3/4"	400 ft.
<b>MSA-3-1000</b>	1"	300 ft.

## Digimag® Magnetic Sheet

### .030" THICK - WITH GLOSS WHITE VINYL COVER


- Flexible
- Die cut shear cut or punch
- Available in sheet or rolls
- Works with solvent inkjet printers, including Roland, Mutch, Epson, Oce, HP, AGFA, and Minaki - (all registered)
- Screen printable
- Indoor/outdoor use
- Available in matte finish (Please Inquire)

#### 2 FT. x 50 FT. ROLLS

Part #  
**MAG2450**

#### 12" x 24" SHEETS

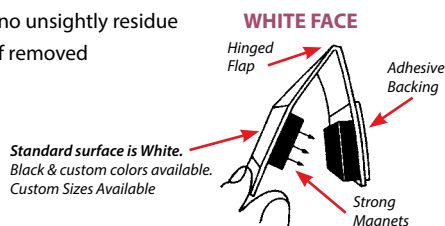
Part #  
**MAG1202**



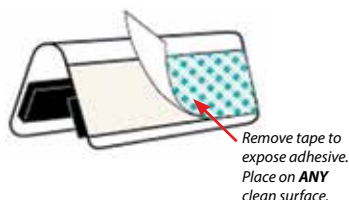
## Magnaclamp®

### THE EFFICIENT WAY OF HANGING SIGNS, BANNERS AND DISPLAY MATERIAL

- Unaffected by frost
- Wash over, squeegee over
- Neat appearance - no unsightly residue
- Leaves no residue if removed
- **LASTS FOR YEARS!**



Standard surface is White.  
 Black & custom colors available.  
 Custom Sizes Available



#### ADHESIVE BACK

Part #	Length
<b>MC-03-WH</b>	3"
<b>MC-06-WH</b>	6"
<b>MC-24-WH</b>	24"
<b>MC-36-WH</b>	36"

## Magnaclamp II®

### THE HARD-SHELL MAGNACLAMP® FOR THE UPSCALE LOOK

- Attaches to a flat surface with permanent adhesive
- Integrated hinge opens to accept signage and clamp shut for a secure hold.
- Black or White, 24" long with adhesive



Part #	Length
<b>MCHS-24-BK</b>	24"
<b>MCHS-24-WH</b>	24"

# Nylon Panel Fasteners

## Ratcheting Action Rivets



- For a two-sided permanent assembly
- Ideal for signage
- Rigid design with gripper teeth
- Provides an outstanding bond between panels
- Ideal for use with materials such as corrugated cardboard, foam board, styrofoam, cork board or laminate.
- Available in Natural<sup>△</sup> or Black. Add BK at end of part # for Black. <sup>△</sup> Natural nylon is off-white in color.

Part #	Panel Thickness	Head Dia.	Hole Size
RA-4250	7/32"	.406"	9/32"
RA-4375	11/32"	.406"	9/32"
RA-4750	1/2"	.406"	9/32"
△ RA-4100	3/4"	.406"	9/32"
RA-7250	7/32"	.75"	9/32"
RA-7375	11/32"	.75"	9/32"
RA-7750	1/2"	.75"	9/32"
RA-7100	3/4"	.75"	9/32"

△ Black not available

## Nylon Snap Rivets



- For a one-sided temporary or permanent assembly.
- Ideal for electronic board assembly
- Designed for assemblies requiring fast, economical, and **removable** fasteners.
- Can be installed without tools
- Molded in high dielectric nylon
- Available in Black only

## Two-Piece Anchor Rivets

- For a one-sided permanent assembly
- Ideal for the building industry. Used predominantly in public areas such as schools & hospitals because the design prohibits easy removal.
- The pin "bites" into the wood as a metal stud.

### MUSHROOM HEAD - PLASTIC DRIVE PIN

Part #	Panel Thickness	Head Dia.
APM-18075	3/4"	3/16"
APM-25075	3/4"	1/4"
APM-25100	1"	1/4"
APM-25150	1-1/2"	1/4"

### TRUSS HEAD - PLASTIC DRIVE PIN

Part #	Panel Thickness	Head Dia.
APT-18075	3/4"	3/16"
APT-25075	3/4"	1/4"
APT-25100	1"	1/4"
APT-25150	1-1/2"	1/4"

## Two-Piece Removable Rivets

REACH, ROHS & LEED COMPLIANT



- For a one-sided temporary or permanent assembly
- Commonly used with dividers for retail shelving
- Nylon rivets incorporate a slot in line with the pin so the pin can be **removed** by inserting a small screw driver or other sharp edge underneath the head of the pin.
- Available in Natural<sup>△</sup> or Black. Add BK at end of part # for Black. <sup>△</sup> Natural nylon is off-white in color.

Part #	Panel Thickness	Head Dia.	Hole Size
RR-1886	1/16"	3/8"	.188"
RR-1882	1/8"	3/8"	.188"
*RR-2500	1/16"	7/16"	.250"
RR-2505	1/8"	7/16"	.250"
RR-2508	3/16"	7/16"	.250"

\*In addition to working in a .250 round hole, part #RR-2500 will also fit the .210/.218 square hole found in the "Darling" type shelf commonly used in retail stores.

Part #	Panel Thickness	Head Dia.	Hole Size
NSR-0010BK	.050/.100"	.254"	.123/.127"
NSR-1185BK	.400/.440"	.253"	.123/.127"
NSR-0012BK	.122/.160"	.249"	.127/.131"
NSR-0018BK	.100/.140"	.316"	.160/.164"
NSR-0020BK	.144/.188"	.317"	.160/.164"
NSR-1662BK	.050/.180"	.375"	.162/.166"
NSR-1573BK	.148/.188"	.315"	.162/.166"
NSR-1579BK	.290/.330"	.317"	.162/.166"
NSR-1600BK	.100/.250"	.278"	.165/.169"
NSR-2000BK	.230/.300"	.352"	.203/.207"
NSR-0030BK	.160/.200"	.350"	.205/.209"

- Versatile, inexpensive blind fasteners for solid or hollow materials, such as wood, concrete, plaster, metal, plastic, tile block and mortar.
- Fast installation. Simply insert the rivet into a pre-drilled hole and tap with a hammer. The drive pin expands and seats the rivet securely in place.
- Available in White and Black. Add BK at end of part # for Black.

### MUSHROOM HEAD - STEEL (ZINC PLATED) DRIVE PIN

Part #	Panel Thickness	Head Dia.
ASM-18075	3/4"	3/16"
ASM-18100	1"	3/16"
ASM-25075	3/4"	1/4"
ASM-25100	1"	1/4"
ASM-25150	1-1/2"	1/4"

### TRUSS HEAD - STEEL (ZINC PLATED) DRIVE PIN

Part #	Panel Thickness	Head Dia.
AST-18075	3/4"	3/16"
AST-18100	1"	3/16"
AST-25075	3/4"	1/4"
AST-25100	1"	1/4"
AST-25150	1-1/2"	1/4"

OTHER SIZES AVAILABLE ON MOST ITEMS - PLEASE INQUIRE  
NOTE: PRICING BASED AT 100 PCS. - PLEASE INQUIRE FOR LESSER QUANTITIES



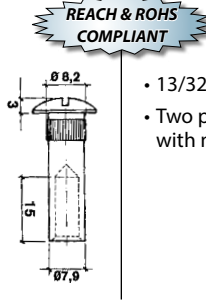
# Connecting Bolts

## STEEL (POZI-DRIVE) NICKEL PLATED

- Heavy duty super strength for assembling cabinets, wall units, book-shelves & more.
- Nickel plated combination head (slot-pozy drive).
- Bolt is 14mm long.

\*Requires 8mm (Approx. 5/16") Bore

Part #	Opening		Diameter	
	Maximum	Minimum	Barrel	Head
CB-24-NP	1-7/16"	7/8"	5/16"	1/2"
CB-31-NP	1-9/16"	1-3/16"	5/16"	1/2"
CB-37-NP	1-7/8"	1-3/8"	5/16"	1/2"



REACH & ROHS  
COMPLIANT

## ALUMINUM (SLOT DRIVE)

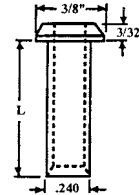
- 13/32" head for 7/32" holes
- Two popular sizes work with most applications.



Part #	Opening		Diameter	
	Maximum	Minimum	Barrel	Head
CB-24-AL	11/16"	1/2"	13/64"	3/8"
CB-75-AL	15/16"	3/4"	13/64"	3/8"

- Polypropylene
- Simply press together these screws with serrated pins for fast and easy assembly
- Works with flat panels, punched papers, key cases, catalogs
- Not intended for applications requiring removable/reusable fasteners!
- Usable in corrosive environments
- Will not mark or mar most surfaces

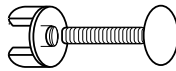
REACH & ROHS  
COMPLIANT



## Ratchet Assembly Post & Screw

Part #	Color	Length
SP-250BK	Black	1/4"
SP-375BK	Black	3/8"
SP-375WH	White	3/8"
SP-500WH	White	1/2"
SP-750BK	Black	3/4"
SP-750WH	White	3/4"

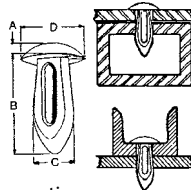
- Polycarbonate
- Removable and reusable
- Quick push on assembly
- Screw off wing nut fastener to remove
- Extremely popular for sign and display construction



Part #	Color	Hole Size	Length	Head Dia.	Grip Capacity
VKC-875-BK	Black	.187	7/8" Fully Threaded	9/16"	3/4"
VKC-875-CL	Clear	.187	7/8" Fully Threaded	9/16"	3/4"
VKC-1500-CL	Clear	.187	1-1/2" L with a 5/8" Non-Threaded Shoulder	9/16"	1-3/8"

- Natural nylon is off-white in color
- Molded natural nylon fasteners offer an inexpensive fast method to hand assemble metal, wood and plastic composition or any other thin gauge materials.
- Reusable
- Specially designed body compresses through a pre-punched hole and springs back to shape, locking the assembled parts securely.
- Provides a vibration, abrasion and corrosion resistant connection
- Electrically insulating

REACH & ROHS  
COMPLIANT



Part #	Hole Size	Panel Thickness Range	Head Dia. 'D'	Head Height 'A'	Length 'B'	Clip Dia. 'C'
AC-001	.182/.192	.062/.125	.360	.060	.400	.225
AC-003	.151/.161	.062/.125	.280	.040	.390	.196
AC-006	.182/.192	.310/.330	.370	.060	.540	.225
AC-009	.250/.260	.125/.187	.484	.060	.575	.290
AC-015	.118/.122	.062/.125	.280	.060	.390	.150
AC-016	.250/.260	.360/.380	.610	.065	.810	.286

OTHER SIZES AVAILABLE - PLEASE INQUIRE

## Natural Nylon Arrow Clips

## CANOE FASTENERS CELCON • Black & White



REACH & ROHS  
COMPLIANT

Part #	Color	Hole Size	Shaft	Head Dia.	Work Thickness
PF6-20BK	Black	3/16"	5/8"	13/32"	.228
PF6-20WH	White	3/16"	5/8"	13/32"	.228
PF6-31BK	Black	3/16"	5/8"	27/64"	.325
PF6-31WH	White	3/16"	5/8"	27/64"	.325

## TREE FASTENERS

NYLON • Black, White & Gray

Used for one-time applications & is purposely difficult to remove

PF8-16BK



PF8-24BK



Part #	Color	Hole Size	Shaft	Head Dia.	Work Thickness
PF8-16BK	Black	1/4"	1/2"	11/16"	.180-.220
PF8-16WH	White	1/4"	1/2"	11/16"	.180-.220
PF8-20BK	Black	1/4"	5/8"	11/16"	.180-.380
PF8-20WH	White	1/4"	5/8"	11/16"	.180-.380
PF8-20GY	Gray	1/4"	5/8"	11/16"	.180-.380
PF8-24BK	Black	1/4"	3/4"	11/16"	.180-.570
PF8-28BK	Black	1/4"	7/8"	11/16"	.180-.700
PF8-32BK	Black	1/4"	1"	11/16"	.180-.820

## Plastic Fasteners

### ROW BOAT FASTENERS HDPE • Black & White

- Fits hole size 1/4"
- Fits work thickness 1/4"
- Overall Length: .687"

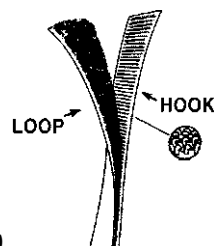

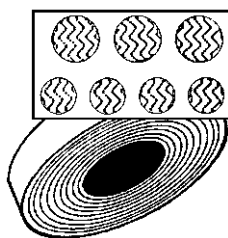


Part #	Color
CF8-20BK	Black
CF8-20WH	White





VELCRO® brand woven nylon hook and loop tapes are manufactured by a precise and refined weaving process which ensures uniformity of dimensions and construction.



- STOCK COLORS: BLACK (\*BK) & WHITE (\*WH)
- SOLD IN FULL ROLLS ONLY

## Standard Grade

- FOR INDOOR USE ONLY
- RUBBER BASED ADHESIVE

### FASTENING COINS

Part #	Description	Pcs. Per Roll
HKDT-12-*	1/2" Hook Coins	1440
LPDT-12-*	1/2" Loop Coins	1440
HKDT-58-WH	5/8" Hook Coins	1200
LPDT-58-WH	5/8" Loop Coins	1200
HKDT-34-*	3/4" Hook Coins	1028
LPDT-34-*	3/4" Loop Coins	1028
LPDT-78-*	7/8" Loop Coins	900

### SMALL PACK

Part #	Description	Pcs. Per Roll
HC-063-BK	5/8" Hook Coins	250
LC-063-*	5/8" Loop Coins	250
HC-088-*	7/8" Hook Coins	250
LC-088-WH	7/8" Loop Coins	250

### FASTENING TAPES

Part #	Description	Roll Length
HK-58-*	5/8" Hook	75'
LP-58-*	5/8" Loop	75'
HK-34-*	3/4" Hook	75'
LP-34-*	3/4" Loop	75'
HK-100-*	1" Hook	75'
LP-100-*	1" Loop	75'
HK-150-*	1-1/2" Hook	75'
LP-150-*	1-1/2" Loop	75'
HK-200-*	2" Hook	75'
LP-200-*	2" Loop	75'

## Premium Grade

- FOR INDOOR / OUTDOOR USE
- ACRYLIC BASED ADHESIVE

### FASTENING COINS

Part #	Description	Pcs. Per Roll
VCH-500-BK	1/2" Velcro Hook	1440
VCL-500-BK	1/2" Velcro Loop	1440
VCH-625-*	5/8" Velcro Hook	1200
VCL-625-*	5/8" Velcro Loop	1200
VCH-750-*	3/4" Velcro Hook	1028
VCL-750-*	3/4" Velcro Loop	1028
VCH-875-*	7/8" Velcro Hook	900
VCL-875-*	7/8" Velcro Loop	900

### FASTENING TAPES

Part #	Description	Roll Length
VH-625-*	5/8" Velcro Hook	75'
VL-625-*	5/8" Velcro Loop	75'
VH-750-*	3/4" Velcro Hook	75'
VL-750-*	3/4" Velcro Loop	75'
VH-1000-*	1" Velcro Hook	75'
VL-1000-*	1" Velcro Loop	75'
VH-2000-*	2" Velcro Hook	75'
VL-2000-*	2" Velcro Loop	75'

NOTE: OTHER SIZES/LENGTHS & DIE-CUTTING AVAILABLE - PLEASE INQUIRE

## WITH PROTECTIVE COVER

Our rubber-based Double Stick Foam Tape works well on most surfaces including: glass, metals, painted metal, paper, finished wood and plastics (including low surface energy polyethylene and polypropylene). It is not recommended for plasticized vinyl, materials contaminated with internal or surface lubricants and surfaces that are not clean and dry. Removing the tape is best accomplished by "thumbing" it off gradually. Solvents such as MEK, lacquer thinner and turpentine will degrade the adhesive, but are hazardous to work with and can damage the surface being cleaned as well.

## Polyethylene Foam Tape

### ROLLS

Available 1/32" or 1/16" thick - 1/2", 3/4" or 1" Wide - White (\*WH) or Black (\*BK) - 216 Ft. Rolls



#### 1/32" THICK

Part #	Width
<b>RFT1-0500-*</b>	1/2"
<b>RFT1-0750-*</b>	3/4"
<b>RFT1-1000-*</b>	1"

#### 1/16" THICK

Part #	Width
<b>RFT2-0500-*</b>	1/2"
<b>RFT2-0750-*</b>	3/4"
<b>RFT2-1000-*</b>	1"

### DOTS

Round Dots Available 1/32" or 1/16" thick  
1/2", 3/4" or 1" Wide - White Only



#### 1/32" THICK

Part #	Dia.
<b>RFT1-120</b>	1/2"
<b>RFT1-340</b>	3/4"
<b>RFT1-100</b>	1"

#### 1/16" THICK

Part #	Dia.
<b>RFT2-120</b>	1/2"
<b>RFT2-340</b>	3/4"
<b>RFT2-100</b>	1"

Square Dots Available 1/32" thick  
1/2", 3/4" or 1" Wide - White Only

#### 1/32" THICK

Part #	Sq.
<b>RFT1-SQ120-100</b>	1/2"
<b>RFT1-SQ340-100</b>	3/4"
<b>RFT1-SQ100-100</b>	1"

## Clear Film Tape



- .5mil polyester film with 2mil adhesive
- Rubber based adhesive not recommended for direct UV exposure applications.
- Application temperature: 65°F-100°F
- Service temperature: -20°F-150°F
- Roll core: 3" Diameter -180 Ft.

Part #	Width
<b>DK-0500</b>	1/2"
<b>DK-0750</b>	3/4"
<b>DK-1000</b>	1"

## Acrylic Based Foam Tape



- Double Stick • White
- 1/32" thick • 3/8" Wide • 216 Ft. Rolls

Part #	Width
<b>AFT1-0375-WH</b>	3/8"

## Metal Connector Clips

**WITH NYLON CONNECTION SCREW**  
FOR 3/16" MATERIAL  
BRITE CHROME FINISH


### 2-WAY 90°

MC-200



### 3-WAY 90°

MC-300



### 4-WAY 90°

MC-400



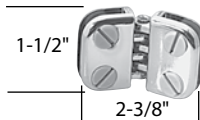
### HASP

(w/o pin)  
MC-HASP



### HINGE

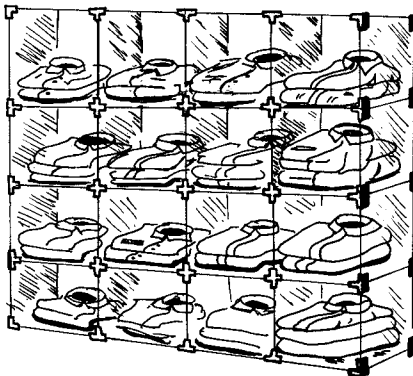
MC-HIN



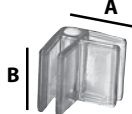
Part #	Description
MC-200-BC	2-Way
MC-300-BC	3-Way
MC-400-BC	4-Way
MC-HIN-BC	Hinge w/Pin
MC-HASP-BC	Hasp w/o Pin

## Clipmaster

FOR 3/16" PANELS  
CLEAR LEXAN




### 2-WAY



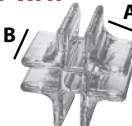
Part #	A	B
CM200	1"	1-1/4"

### 3-WAY



Part #	A	B
CM300	1/2"	1-1/2"

### 4-WAY




Part #	A	B
CM400	3/4"	1-1/4"

## All Metal Furniture & Display Connectors

FOR 3/16" TO 3/4" THICK PANELS  
POLISHED ALUMINUM - BRASS, CHROME & BLACK

These connectors can be used with glass, marble, wood, rattan, plastic or metal panels for etageres, tables, displays, shelving, etc. Screws included.

### 2-WAY 180°




Part #	Panel Thickness	A	B	C
206S-	3/16"-1/4"	1-7/8"	7/8"	13/16"

### 2-WAY 90°




Part #	Panel Thickness	A	B	C	D
206-	3/16"-1/4"	1-1/4"	1-1/4"	7/8"	13/16"
212-	1/2"	1-7/8"	1-7/8"	1-1/2"	1"
219-	5/8"-3/4"	2-1/4"	2-1/4"	1-1/2"	1-1/8"

### 3-WAY T




Part #	Panel Thickness	A	B	C	D
306T-	3/16"-1/4"	2"	1-1/8"	7/8"	13/16"
310T-	5/16"-3/8"	2-1/2"	1-5/8"	1-1/2"	13/16"
312T-	1/2"	3-1/2"	2-1/4"	1-1/2"	1"
319T-	5/8"-3/4"	3-1/2"	2-3/8"	1-1/2"	1-1/8"

### 3-WAY Y



Part #	Panel Thickness	A	B	C	D
306Y-	3/16"-1/4"	2"	1-3/4"	7/8"	13/16"
310Y-	5/16"-3/8"	2-1/4"	2"	1-1/2"	13/16"
312Y-	1/2"	2-3/4"	2-1/4"	1-1/2"	1"
319Y-	5/8"-3/4"	3-1/2"	3-1/8"	1-1/2"	1-1/8"

### 4-WAY



Part #	Panel Thickness	A	B	C	D
406-	3/16"-1/4"	2"	2"	7/8"	13/16"
410-	5/16"-3/8"	2-3/8"	2-3/8"	1-1/2"	13/16"
412-	1/2"	3"	3"	1-1/2"	1"
419-	5/8"-3/4"	3-3/8"	3-3/8"	1-1/2"	1-1/8"

## WALL MOUNT SHELF BRACKET



Part #	Panel Thickness	Finish
110S-BLK	5/16"-3/8"	Black
110S-BRS	5/16"-3/8"	Brass

## CONNECTOR



Part #	Panel Thickness
DC-R10-	5-1/6"-3/8"

## CLEAR PLASTIC SPACER

Used as a support for table tops and shelving



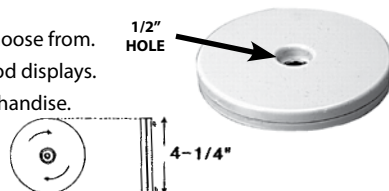
Part #	Panel Thickness
TF06	1/4"
TF10	3/8"
TF12	1/2"

## Revolving Display Bases

### ROUND

#### BLACK, WHITE or CLEAR - STYRENE

- Attractive and colorful.
- A variety of sizes and colors to choose from.
- Easily cemented to plastic or wood displays.
- Excellent way of displaying merchandise.



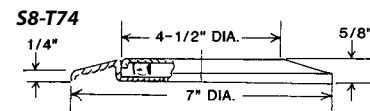
Part #	Size	Color	Load Capacity
<b>S8-T44BK</b>	4-1/4" Dia. x 9/16" Thick	Black	50 lbs.
<b>S8-T44CL</b>	4-1/4" Dia. x 9/16" Thick	Clear	50 lbs.
<b>S8-T66BK</b>	5-1/2" Dia. x 9/16" Thick	Black	75 lbs.
<b>S8-T66CL</b>	5-1/2" Dia. x 9/16" Thick	Clear	75 lbs.
<b>S8-T99BK</b>	9" Dia. x 1/2" Thick	Black	150 lbs.
<b>S8-T99WH</b>	9" Dia. x 1/2" Thick	White	150 lbs.
<b>S8-T99CL</b>	9" Dia. x 1/2" Thick	Clear	150 lbs.

### ROUND SLOPING BASE

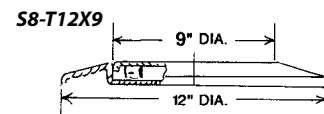
#### BLACK or CLEAR - STYRENE



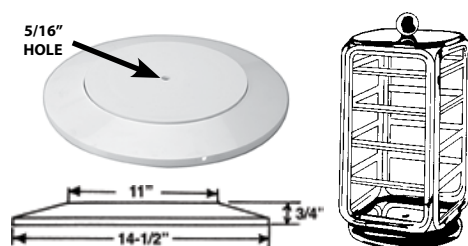
Packing Charge



Part #	Color	Load Capacity
<b>S8-T74BK</b>	Black	100 lbs.



Part #	Color	Load Capacity
<b>S8-T12X9BK</b>	Black	100 lbs.
<b>S8-T12X9CL</b>	Clear	100 lbs.



### ROUND LOW PROFILE

#### BLACK or WHITE - STYRENE


Part #	Color	Overall Dia. "A"	Rotating Dia. "B"	Unit Height "C"	Load Capacity
<b>S8-L15BK</b>	Black	14-1/2"	11"	3/4"	200+ lbs.
<b>S8-L15WH</b>	White	14-1/2"	11"	3/4"	200+ lbs.

## Revolving Turntables

### STEEL LAZY SUSANS

- Only 5/16" Thick (Can be recessed into surfaces for 1/8" thickness).
- Large, Full Ball Race For Maximum Stability & Smooth Gliding Rotation.
- 360° Interlock Prevents Separation.
- Electro Zinc Coated For Rust Resistance.
- Orders for less than the carton quantity are subject to a broken box fee.
- Made in the USA.

Part #	Size	Center Hole Dia.	Weight Capacity	Approx. Top Dia.	Carton Quantity
<b>S8-300C</b>	3" Sq.	1-1/4"	200 lbs.	Up to 18"	100
<b>S8-400C</b>	4" Sq.	2-5/32"	300 lbs.	12" - 25"	100
<b>S8-600C</b>	6" Sq.	4-11/16"	500 lbs.	15" - 30"	100
<b>S8-900C</b>	9" Dia.	4-1/2"	700 lbs.	17" - 35"	25
<b>S8-1200C</b>	12" Dia.	6-9/32"	1000 lbs.	20" & Over	25



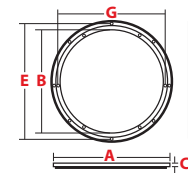
Shown: S8-400C



Shown: S8-900C

### ALUMINUM LAZY SUSANS

- Countersunk holes for flush mounting
- Screw hole diameter is 3/16", use #8 screw
- Plastic feet on both sides of turntable
- **Low Noise:** Patented Technology provides less noise than traditional swivels and provides a smooth and quiet glide with every turn!



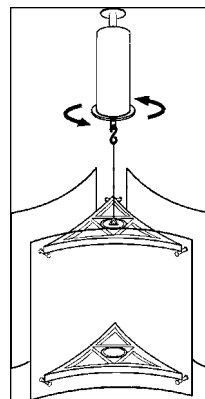
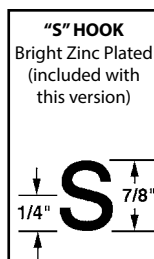
Part #	Diameter		Height C	Load Rating	Outer			Inner		
	Outside A	Inside B			Center to Center E	Thru Holes	Pads	Center to Center G	Thru Holes	Pads
<b>S8L-1200C</b>	12"	10"	9/16"	265 lbs.	11"	0	6	10"	3	6
<b>S8L-1600C</b>	16"	13"	9/16"	350 lbs.	15"	0	6	14"	3	6
<b>S8L-1800C</b>	18"	15"	9/16"	395 lbs.	16"	4	8	15"	6	6
<b>S8L-2400C</b>	24"	21"	5/8"	485 lbs.	23"	0	10	21"	4	8

## "S" VERSION



Ceiling Hook

2 lb.  
Load Bearing



2.5 RPM - 8.5 RPM

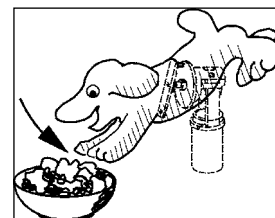
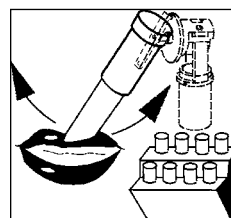
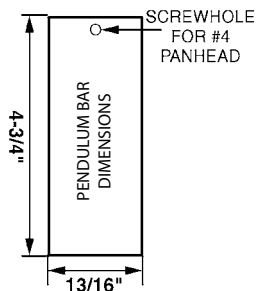
Part #	Rpm's	Batteries	Overall Height
<b>BMH-1D</b>	2.5	1 "D" Cell	5-1/4"
<b>BMH-2D</b>	5.5	2 "D" Cell	6-3/4"
<b>BMH-3D</b>	8.5	3 "D" Cell	10"

## PENDULUM VERSION



45° Swing

Direct On Pivot Point  
2 lb. Load Bearing



Part #	Rpm's	Batteries
<b>BMS-1D</b>	9	1 "D" Cell

# Electric Powered Motor Bases

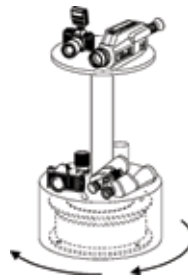
Produced with UL Power Cord & Plug

## 9" Diameter- Medium Duty - 100 Lb. Capacity - 3 RPMs

Flange holes accept a 5/16" dia. screw - 8 FT. CORD



Part #	Overall Height
EM-150	4"



Part #	Overall Height
EM-150-L	4"


WITH COLLECTING RING TO WIRE LIGHTING  
4 amp 480 watts

## Compact Electric Powered Motors

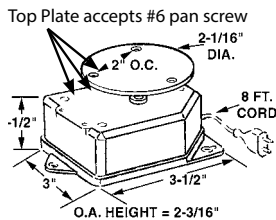
Produced with UL Power Cord & Plug - 110V WITH 8 FT. CORD - WHITE ONLY (All flanges accept a #5 pan head screw)

### TOP PLATE VERSION


FOR VERTICAL OR HORIZONTAL APPLICATIONS



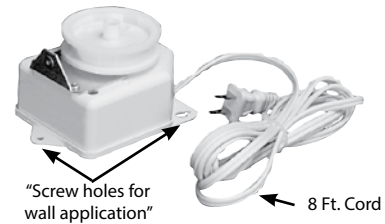
2 lbs. Load Bearing (Central)



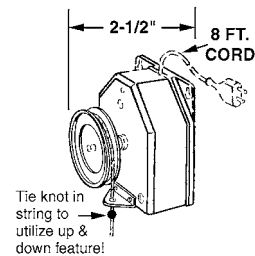
3 RPM'S	Part #
	CEM-TP




### PULLEY WHEEL VERSION



Load Bearing Can Lift Up To About 6 oz.

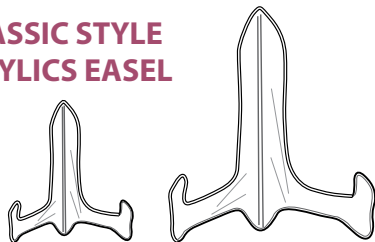


12 RPM'S	Part #
	CEM-WHL





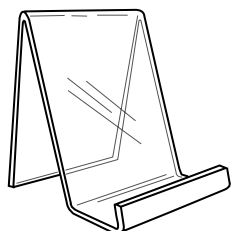
## CLASSIC STYLE ACRYLICS EASEL



Part #	Dimensions
AAD-CE-1	3"H
AAD-CE-2	4-1/2"H
AAD-CE-3	6"H
AAD-CE-4	7-1/2"H
AAD-CE-5	9"H

## DEEP EASELS


*3" opening for thick boxed items such as games or computer software.*



Part #	Dimensions
AAD-DE-1	3-1/2"W x 5"H
AAD-DE-2	5-1/2"W x 6"H
AAD-DE-3	7-1/2"W x 8"H

## CELL PHONE EASEL

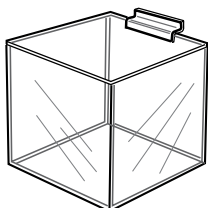
*Perfect for small electronics such as cell phones, portable music players, etc.*



Part #	Dimensions
AAD-CP-1	2"W x 3"D x 2"H

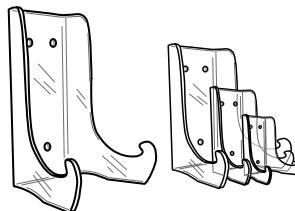
## SLATWALL BINS

*Perfect for holding merchandise of various sizes on slatwall, made from heavy 3/16" acrylic.*



Part #	Dimensions
AAD-TD-14-SL	4" Square
AAD-TD-15-SL	6" Square
AAD-TD-16-SL	8" Square
AAD-TD-17-SL	10" Square
AAD-TD-18-SL	12" Square


## HEAVY DUTY ACRYLIC EASEL



Part #	Holds Plates	Dimensions
AAD-HE-1	3" - 5"	3-3/8"W x 2-1/4"D x 4-1/2"H
AAD-HE-2	5" - 8"	4"W x 3-1/4"D x 6-1/2"H
AAD-HE-3	7" - 10"	6-3/8"W x 4-1/4"D x 7-1/2"H
AAD-HE-4	10" - 12"	6-3/4"W x 5-1/4"D x 9"H
AAD-HE-5	12" - 15"	8-1/2"W x 6-3/4"D x 12"H
AAD-HE-6	15" - 20"	10-1/4"W x 8-3/4"D x 15"H
AAD-HE-7	20" - 24"	14"W x 10-1/4"D x 18"H

## BOOK EASELS

*For displaying books, videos, software and other flat items.*

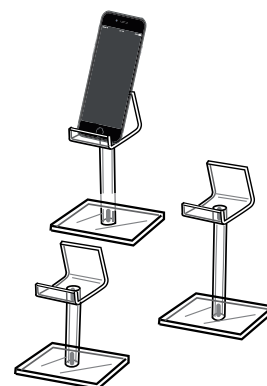


Part #	Dimensions
AAD-BE-1	3-1/2"W x 1"D x 4"H
AAD-BE-2	5-1/2"W x 1"D x 6"H
AAD-BE-3	7-1/2"W x 1-3/4"D x 8"H
AAD-BE-4	9"W x 1-3/4"D x 11"H

## PHONE PEDESTALS

*Perfect for small electronics such as cell phones, portable music players, etc.*

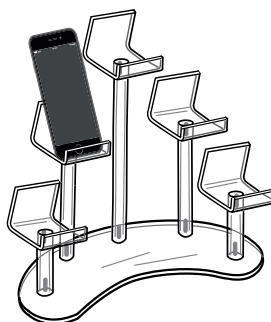
Part #	Dimensions
AAD-CP-2	4"H
AAD-CP-3	5"H
AAD-CP-4	6"H
AAD-CP-S1	Set of 3



## 5 PEDESTAL GROUPING

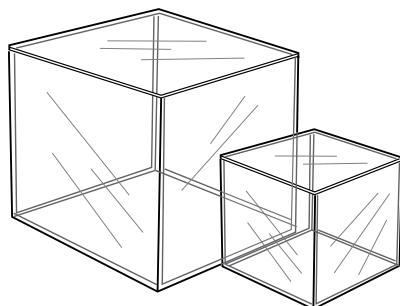
### Pedestals:

*2 ea. - 3"H 2 ea. - 6"H 1 ea. - 9"H*



Part #	Dimensions
AAD-CP-6	12" Semi-Circle

## SQUARE CUBES



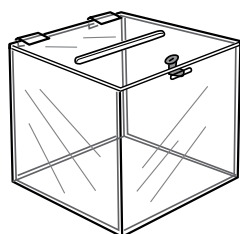
- Five sided acrylic cubes to cover and protect.
- Keep your collectibles free of dust and damage under our display boxes.
- Several sizes are available in either economy 1/8" acrylic or a thicker 3/16" thick acrylic.

### 1/8" Thick Acrylic Square Cube

Part #	Dimensions
<b>AAD-SC-1</b>	4"W x 4"D x 4"H
<b>AAD-SC-2</b>	6"W x 6"D x 6"H
<b>AAD-SC-3</b>	8"W x 8"D x 8"H
<b>AAD-SC-4</b>	10"W x 10"D x 10"H

### 3/16" Thick Acrylic Square Cube

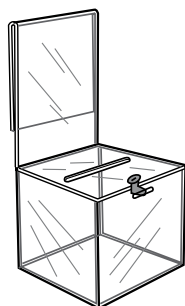
Part #	Dimensions
<b>AAD-SC-1T</b>	4"W x 4"D x 4"H
<b>AAD-SC-2T</b>	6"W x 6"D x 6"H
<b>AAD-SC-3T</b>	8"W x 8"D x 8"H
<b>AAD-SC-4T</b>	10"W x 10"D x 10"H
<b>AAD-SC-5T</b>	12"W x 12"D x 12"H
<b>AAD-SC-6T</b>	14"W x 14"D x 14"H
<b>AAD-SC-7T</b>	15"W x 15"D x 15"H
<b>AAD-SC-8T</b>	16"W x 16"D x 16"H
<b>AAD-SC-9T</b>	18"W x 18"D x 18"H



## LOCKING BALLOT BOX

*Locking clear acrylic ballot box. Perfect for raffles & drawings. Comes with key lock.*

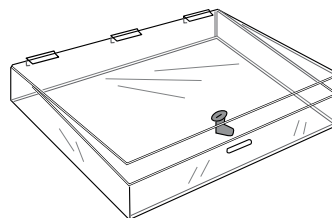
Part #	Dimensions
<b>AAD-BB-1</b>	8"W x 8"D x 8"H
<b>AAD-BB-2</b>	10"W x 10"D x 10"H



## LOCKING BALLOT BOX WITH SIGN HOLDER

*Easily display contest rules or your company's advertising information in attached sign holder.*

Part #	Dimensions
<b>AAD-BB-3</b>	8-1/2"W x 8-1/2"D x 8-1/2"H Box With 8-1/2"W x 11"H Sign Holder

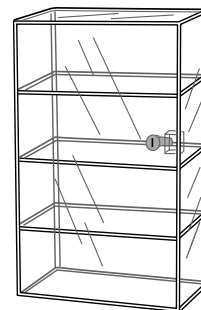


## FLAT ACRYLIC SHOWCASE

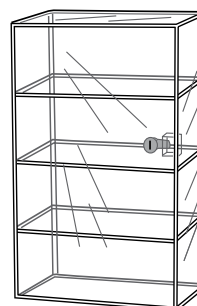
*Perfect for jewelry, knives, trading cards, etc.*

Part #	Dimensions
<b>AAD-AS-1</b>	24"W x 3"D x 18"H With Locking Top

## LOCKING ACRYLIC SHOWCASES



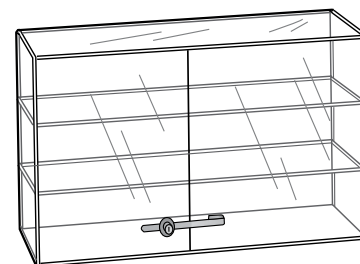
Part #	Dimensions
<b>AAD-AS-2</b>	13"W x 7-1/2"D x 21"H With 4 Flat Shelves



## LARGE LOCKING ACRYLIC SHOWCASES

Part #	Dimensions
<b>AAD-AS-3</b>	15-1/2"W x 8-1/2"D x 24"H With 4 Flat Shelves


## LOCKING DOUBLE DOOR SHOWCASES



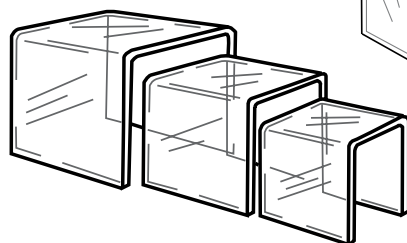
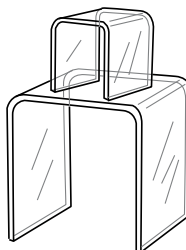
Part #	Dimensions
<b>AAD-AS-4</b>	21"W x 7-1/2"D x 13"H With 3 Flat Shelves

## 1/8" CLEAR ACRYLIC RISERS

AAD-AR1-S2



AAD-AR1-S3



AAD-AR1-S1

### Part # Dimensions


<b>AAD-AR1-1</b>	2"W x 2"D x 2"H
<b>AAD-AR1-2</b>	3"W x 3"D x 3"H
<b>AAD-AR1-3</b>	4"W x 4"D x 4"H
<b>AAD-AR1-4</b>	5"W x 5"D x 5"H
<b>AAD-AR1-5</b>	6"W x 6"D x 6"H
<b>AAD-AR1-6</b>	7"W x 7"D x 7"H
<b>AAD-AR1-7</b>	8"W x 8"D x 8"H

## SETS

### Part # Dimensions

<b>AAD-AR1-S1</b>	Set of 3 Acrylic Risers: 3"W x 3"D x 3"H, 4"W x 4"D x 4"H, 5"W x 5"D x 5"H
	Set of 7 Acrylic Risers: 2"W x 2"D x 2"H, 3"W x 3"D x 3"H, 4"W x 4"D x 4"H, 5"W x 5"D x 5"H, 6"W x 6"D x 6"H, 7"W x 7"D x 7"H, 8"W x 8"D x 8"H
	Set of 3 Acrylic Risers: 2"W x 2"D x 2"H, 3"W x 3"D x 3"H, 4"W x 4"D x 4"H

## 3/16" CLEAR ACRYLIC RISERS



AAD-AR2-S1

*For medium weight items.*

### Part # Dimensions

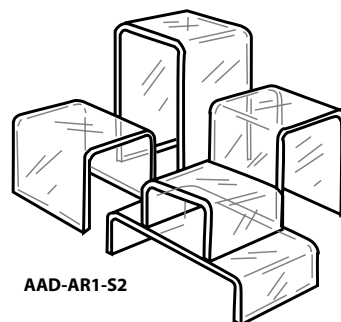
<b>AAD-AR2-1</b>	3-3/4"W x 4"D x 3-1/4"H
<b>AAD-AR2-2</b>	4-1/2"W x 4"D x 3-3/4"H
<b>AAD-AR2-3</b>	5-1/4"W x 4"D x 4-1/4"H
<b>AAD-AR2-4</b>	6"W x 4"D x 4-3/4"H
<b>AAD-AR2-5</b>	6-3/4"W x 4"D x 5-1/4"H
<b>AAD-AR2-6</b>	7-1/2"W x 4"D x 5-3/4"H

## SET

### Part # Dimensions

<b>AAD-AR2-S1</b>	Set of 6 Acrylic Risers: 3-3/4"W x 4"D x 3-1/4"H, 4-1/2"W x 4"D x 3-3/4"H, 5-1/4"W x 4"D x 4-1/4"H, 6"W x 4"D x 4-3/4"H, 6-3/4"W x 4"D x 5-1/4"H, 7-1/2"W x 4"D x 5-3/4"H

## 1/4" CLEAR ACRYLIC VARIETY RISERS



AAD-AR1-S2

### Part # Dimensions

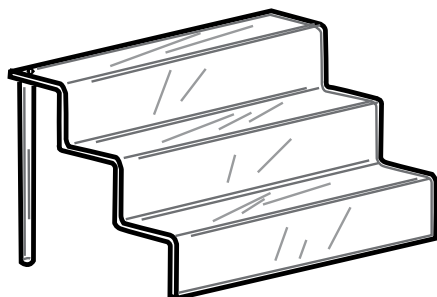
<b>AAD-AR3-1</b>	6"W x 6"D x 3"H
<b>AAD-AR3-2</b>	6"W x 6"D x 9"H
<b>AAD-AR3-3</b>	6"W x 6"D x 12"H
<b>AAD-AR3-4</b>	12"W x 6"D x 3"H
<b>AAD-AR3-5</b>	6"W x 6"D x 6"H

## SET

### Part # Dimensions

<b>AAD-AR3-S1</b>	Set of 5 Acrylic Risers: 6"W x 6"D x 3"H, 6"W x 6"D x 9"H, 6"W x 6"D x 12"H, 12"W x 6"D x 3"H, 6"W x 6"D x 6"H

## SHELF STAIRWAY



**2" Deep Shelf Stairway**

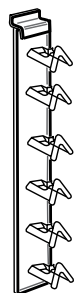
Part #	Dimensions
<b>AAD-SR-1</b>	4"W x 2"D x 6-3/4"H
<b>AAD-SR-2</b>	6"W x 2"D x 6-3/4"H
<b>AAD-SR-3</b>	12"W x 2"D x 6-3/4"H

**3" Deep Shelf Stairway**

Part #	Dimensions
<b>AAD-SR-4</b>	6"W x 3"D x 9-3/4"H
<b>AAD-SR-5</b>	12"W x 3"D x 9-3/4"H
<b>AAD-SR-6</b>	18"W x 3"D x 9-3/4"H


**4" Deep Shelf Stairway**

Part #	Dimensions
<b>AAD-SR-7</b>	12"W x 4"D x 12-1/2"H
<b>AAD-SR-8</b>	18"W x 4"D x 12-1/2"H



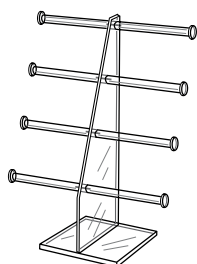
## EYEWEAR DISPLAYS

Part #	Dimensions
<b>AAD-EW-6</b>	23-1/4"H- Holds 6 pair (Slatwall)



## COUNTERTOP MIRRORS

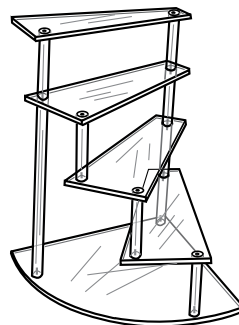
Part #	Dimensions
<b>AAD-DM-2</b>	9"W x 12"H



## TIERED JEWELRY DISPLAY

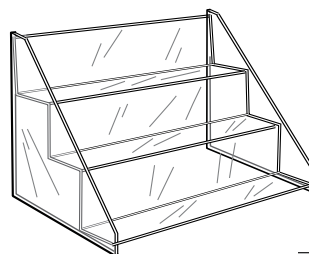
*Four tiered acrylic bracelet display.*

Part #	Dimensions
<b>AAD-NT-4</b>	10-1/2"W x 13-1/2"H



## SPIRAL STAIRWAY

Part #	Dimensions
<b>AAD-SR-9</b>	4 x 12" Shelves, 17-1/4"H



## REVERSIBLE 3 TIER COUNTER DISPLAY

*Can be used with 2"D shelves or reversed for 3"D shelves.*

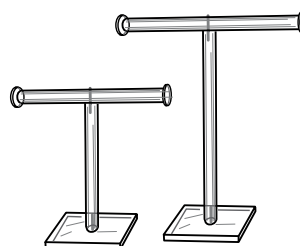
Part #	Dimensions
<b>AAD-SR-10</b>	15"W x 7"D x 10"H



## ACRYLIC SLATWALL & GRIDWALL MIRROR

*Unique design can be hung onto either slatwall or gridwall.*

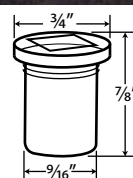
Part #	Dimensions
<b>AAD-DM-1</b>	9"W x 12"H



## NECKLACE T-BARS


Part #	Rod Size	Dimensions
<b>AAD-NT-1</b>	3/4" Dia.	11-1/2"W x 8"H
<b>AAD-NT-2</b>	1" Dia.	15-1/2"W x 15"H
<b>AAD-NT-3</b>	1" Dia.	15-1/2"W x 18"H

## STAY SQUARE ADAPTOR



- Material: Clear Butyrate
- Fits 1/2" Square Stem


Part #
<b>0071</b>



**VERTICAL**

## SLANTBACK COUNTERTOP SIGN HOLDERS

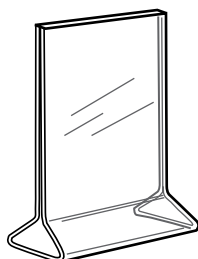
*Standard sign holders have polished edges and are made from 1/8" acrylic.  
Economy sign holders feature unpolished edges and thinner acrylic.*



**HORIZONTAL**

Part #	Dimensions
<b>AAD-SH-1V-SB</b>	2"W x 3-1/2"H
<b>AAD-SH-2V-SB</b>	2-1/2"W x 3-1/2"H
<b>AAD-SH-3V-SB</b>	3-1/2"W x 5-1/2"H
<b>AAD-SH-4V-SB</b>	4"W x 6"H
<b>AAD-SH-5V-SB</b>	5"W x 7"H
<b>AAD-SH-6V-SB</b>	5-1/2"W x 7"H
<b>AAD-SH-7V-SB</b>	7"W x 11"H
<b>AAD-SH-8V-SB</b>	8"W x 10"H
<b>AAD-SH-9V-SB</b>	8-1/2"W x 11"H


Part #	Dimensions
<b>AAD-SH-1H-SB</b>	3-1/2"W x 2"D
<b>AAD-SH-2H-SB</b>	3-1/2"W x 2-1/2"H
<b>AAD-SH-3H-SB</b>	5-1/2"W x 3-1/2"H
<b>AAD-SH-4H-SB</b>	6"W x 4"H
<b>AAD-SH-5H-SB</b>	7"W x 5"H
<b>AAD-SH-6H-SB</b>	7"W x 5-1/2"H
<b>AAD-SH-7H-SB</b>	11"W x 7"H
<b>AAD-SH-8H-SB</b>	10"W x 8"H
<b>AAD-SH-9H-SB</b>	11"W x 8-1/2"H



**VERTICAL**

## TOP LOADING SIGN HOLDERS


*Standard sign holders have polished edges and are made from 1/8" acrylic.  
Economy sign holders feature unpolished edges and thinner acrylic.*



**HORIZONTAL**

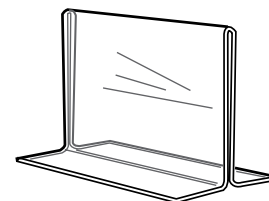
Part #	Dimensions
<b>AAD-SH-3V-TL</b>	3-1/2"W x 5-1/2"H
<b>AAD-SH-6V-TL</b>	5-1/2"W x 7"H
<b>AAD-SH-7V-TL</b>	7"W x 11"H
<b>AAD-SH-9V-TL</b>	8-1/2"W x 11"H
<b>AAD-SH-10V-TL</b>	11"W x 14"H

Part #	Dimensions
<b>AAD-SH-3H-TL</b>	5-1/2"W x 3-1/2"H
<b>AAD-SH-6H-TL</b>	7"W x 5-1/2"H
<b>AAD-SH-7H-TL</b>	11"W x 7"H
<b>AAD-SH-9H-TL</b>	11"W x 8-1/2"H
<b>AAD-SH-10H-TL</b>	14"W x 11"H



**VERTICAL**

## BOTTOM LOADING SIGN HOLDERS

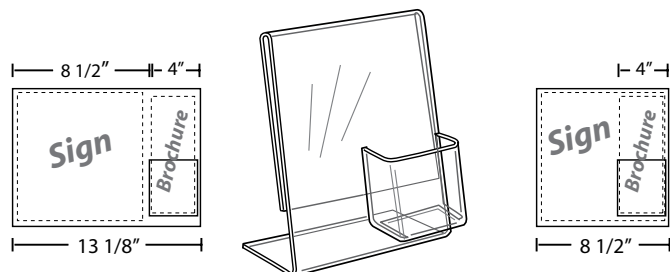


**HORIZONTAL**

Part #	Dimensions
<b>AAD-SH-3V-BL</b>	3-1/2"W x 5-1/2"H
<b>AAD-SH-5V-BL</b>	5"W x 7"H
<b>AAD-SH-6V-BL</b>	5-1/2"W x 7"H
<b>AAD-SH-7V-BL</b>	7"W x 11"H
<b>AAD-SH-9V-BL</b>	8-1/2"W x 11"H
<b>AAD-SH-10V-BL</b>	11"W x 14"H
<b>AAD-SH-11V-BL</b>	11"W x 17"H

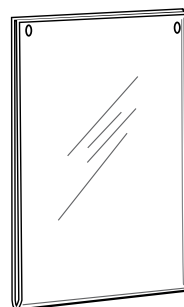
Part #	Dimensions
<b>AAD-SH-3H-BL</b>	5-1/2"W x 3-1/2"H
<b>AAD-SH-5H-BL</b>	7"W x 5"H
<b>AAD-SH-6H-BL</b>	7"W x 5-1/2"H
<b>AAD-SH-7H-BL</b>	11"W x 7"H
<b>AAD-SH-9H-BL</b>	11"W x 8-1/2"H
<b>AAD-SH-10H-BL</b>	14"W x 11"H
<b>AAD-SH-11H-BL</b>	17"W x 11"H

## SIGN HOLDER w/ BROCHURE POCKET



Increase effectiveness by adding brochure a pocket to any brochure or sign holder. Pocket accommodate a 4"W x 9"H Tri-Fold Brochure


Part #	Dimensions
<b>AAD-SH-BP1-SB</b>	13-1/8"W x 11"H
<b>AAD-SH-BP2-SB</b>	8-1/2"W x 11"H



## LARGE HANGING SIGN HOLDERS

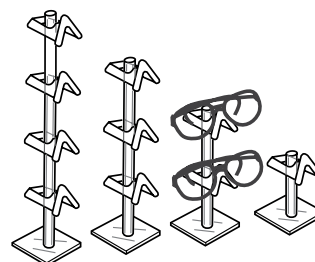
Great for posters!

Part #	Dimensions
<b>AAD-SH-12V-SM</b>	14" x 22"
<b>AAD-SH-13V-SM</b>	22" x 28"




## COUNTERTOP EYEWEAR DISPLAYS

Part #	Dimensions
<b>AAD-EW-5</b>	16"H- Holds 6 pair



## FREE STANDING EYEWEAR POSTS

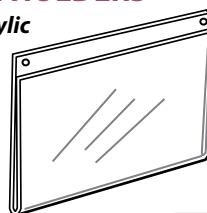
Part #	Dimensions
<b>AAD-EW-1</b>	3"H- Holds 1 pair
<b>AAD-EW-2</b>	6"H- Holds 2 pair
<b>AAD-EW-3</b>	9"H- Holds 3 pair
<b>AAD-EW-4</b>	12"H- Holds 4 pair



VERTICAL

## WALLMOUNT SIGN HOLDERS

1/8" Thick Acrylic



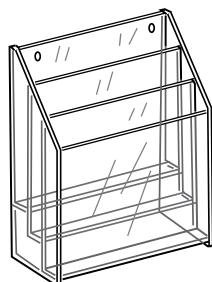
HORIZONTAL

Part #	Dimensions
<b>AAD-SH-1V-SM</b>	2"W x 3-1/2"H
<b>AAD-SH-3V-SM</b>	3-1/2"W x 5-1/2"H
<b>AAD-SH-6V-SM</b>	5-1/2"W x 7"H
<b>AAD-SH-7V-SM</b>	7"W x 11"H
<b>AAD-SH-9V-SM</b>	8-1/2"W x 11"H
<b>AAD-SH-10V-SM</b>	11"W x 14"H
<b>AAD-SH-11V-SM</b>	11"W x 17"H

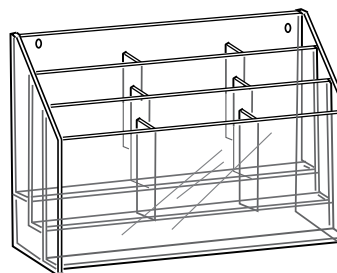
Part #	Dimensions
<b>AAD-SH-1H-SM</b>	3-1/2"W x 2"H
<b>AAD-SH-3H-SM</b>	5-1/2"W x 3-1/2"H
<b>AAD-SH-6H-SM</b>	7"W x 5-1/2"H
<b>AAD-SH-7H-SM</b>	11"W x 7"H
<b>AAD-SH-9H-SM</b>	11"W x 8-1/2"H
<b>AAD-SH-10H-SM</b>	14"W x 11"H
<b>AAD-SH-11H-SM</b>	17"W x 11"H

## 3 TIER BROCHURES HOLDERS

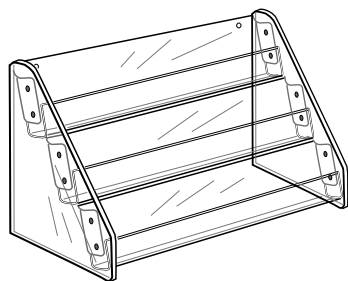
New improved design.  
Can be used on counter or wall mounted.



Part #	Pockets	Dimensions
<b>AAD-BH1-1</b>	3	4"W x 9"H
<b>AAD-BH1-2</b>	6	4"W x 9"H
<b>AAD-BH1-3</b>	9	4"W x 9"H
<b>AAD-BH1-4</b>	12	4"W x 9"H
<b>AAD-BH2-1</b>	3	8-1/2"W x 11"H
<b>AAD-BH2-2</b>	6	8-1/2"W x 11"H
<b>AAD-BH2-3</b>	9	8-1/2"W x 11"H



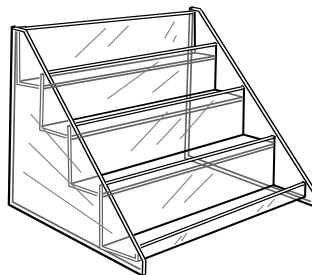




## TILT BACK CARD RACKS

- Each shelf is 21"W x 1-3/4"D x 4"H inside.
- Shipped knocked down for easy assembly.
- Countertop or Wallmount.

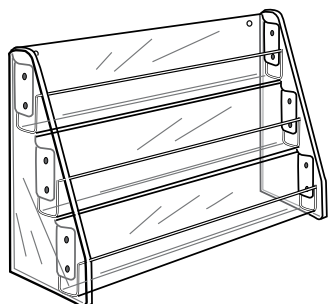
Part #	Dimensions
<b>AAD-CD-2T</b>	21"W x 8"D x 13-1/2"H



## 4 TILT BACK CARD RACKS

- Each shelf is 21"W x 1-3/4"D x 4"H inside.
- Shipped knocked down for easy assembly.
- Countertop or Wallmount.

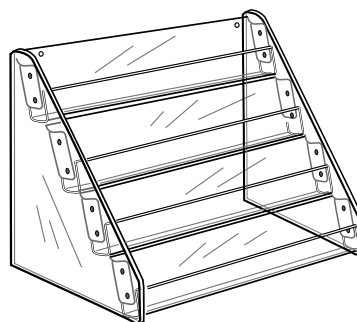
Part #	Dimensions
<b>AAD-CD-4T</b>	21"W x 10-1/2"D x 17-1/2"H



## 3 TIER CARD & VIDEO RACK

- Each shelf is 21"W x 1-3/4"D x 4"D inside.
- Shipped knocked down for easy assembly.
- Countertop or Wallmount.

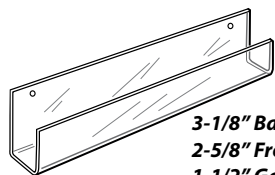
Part #	Dimensions
<b>AAD-CD-1T</b>	21"W x 6"D x 14-1/2"H



## 4 TIER DISPLAY

- 1/4" thick acrylic with a 3/4" front lip.
- For wallets, leather goods, etc.

Part #	Dimensions
<b>AAD-CD-3T</b>	15-1/2"W x 11"D x 12-3/4"H

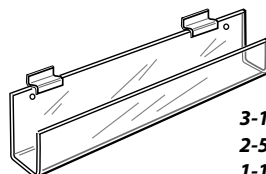


3-1/8" Back Leg  
2-5/8" Front Leg  
1-1/2" Gap

## WALLMOUNT CARD RACKS

*These racks slope downward and are perfect for displaying greeting cards, books, videos and software.*

Part #	Dimensions
<b>AAD-CD-1-WM</b>	11-3/4"W- Open End
<b>AAD-CD-2-WM</b>	23-3/4"W- Open End
<b>AAD-CD-3-WM</b>	35-3/4"W- Open End
<b>AAD-CD-4-WM</b>	47-3/4"W- Open End



3-1/8" Back Leg  
2-5/8" Front Leg  
1-1/2" Gap

## SLATWALL CARD RACKS

Part #	Dimensions
<b>AAD-CD-1-SL</b>	11-3/4"W- Open End
<b>AAD-CD-2-SL</b>	23-3/4"W- Open End
<b>AAD-CD-3-SL</b>	35-3/4"W- Open End
<b>AAD-CD-4-SL</b>	47-3/4"W- Open End

## SINGLE AND MULTIPLE TRAY DISPLAYS

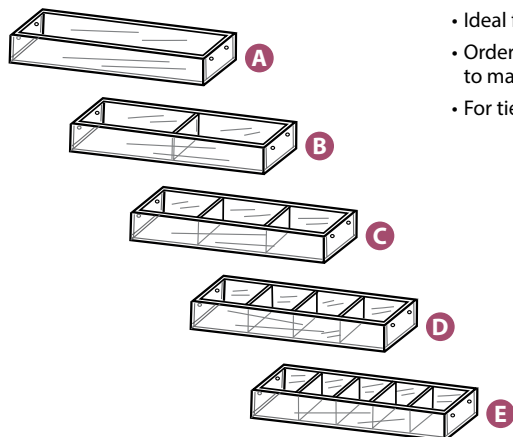
- Ideal for displaying gems, beads, and other small items in a compact space.
- Order trays individually or as multi bin racks. Bins may be mixed and matched to make the perfect display for your items.
- For tiered displays, specify the trays that would best suit your needs.

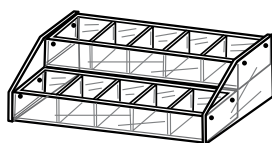
### GRIDWALL

Part #	Compartments	Dimensions
<b>A AAD-TD-1-C</b>	1	16"W x 4"D x 3"H
<b>B AAD-TD-2-C</b>	2	16"W x 4"D x 3"H
<b>C AAD-TD-3-C</b>	3	16"W x 4"D x 3"H
<b>D AAD-TD-4-C</b>	4	16"W x 4"D x 3"H
<b>E AAD-TD-5-C</b>	5	16"W x 4"D x 3"H

### SLATWALL

Part #	Compartments	Dimensions
<b>A AAD-TD-1-SL</b>	1	16"W x 4"D x 3"H
<b>B AAD-TD-2-SL</b>	2	16"W x 4"D x 3"H
<b>C AAD-TD-3-SL</b>	3	16"W x 4"D x 3"H
<b>D AAD-TD-4-SL</b>	4	16"W x 4"D x 3"H
<b>E AAD-TD-5-SL</b>	5	16"W x 4"D x 3"H

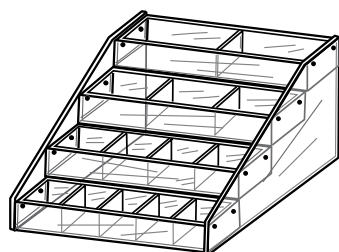




## TWO TRAY RACK

Choose any combination of divided trays to make the best display for you.

Part #	Dimensions
<b>AAD-TD-1T</b>	16-1/2"W x 8"D x 6-1/2"H



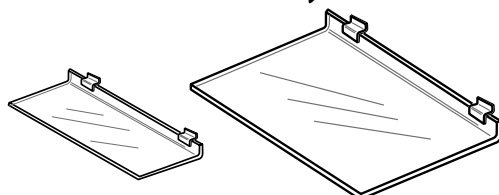
## FOUR TRAY RACK

Choose any combination of divided trays to make the best display for you.

Part #	Dimensions
<b>AAD-TD-3D</b>	16-1/2"W x 16"D x 12-1/2"H

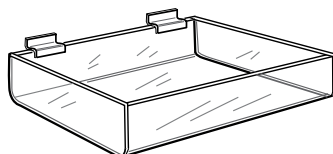
## DELUXE SLATWALL SHELVES

1/4" Thick Acrylic



Part #	Dimensions
<b>AAD-SS-1</b>	8"W x 4"D
<b>AAD-SS-2</b>	10"W x 4"D
<b>AAD-SS-3</b>	12"W x 4"D
<b>AAD-SS-4</b>	12"W x 6"D
<b>AAD-SS-5</b>	16"W x 6"D
<b>AAD-SS-6</b>	12"W x 8"D
<b>AAD-SS-7</b>	16"W x 8"D
<b>AAD-SS-8</b>	24"W x 8"D
<b>AAD-SS-9</b>	16"W x 12"D
<b>AAD-SS-10</b>	24"W x 12"D

## ACRYLIC SLATWALL TRAYS



Great for candy, stationery, and other small packaged items.

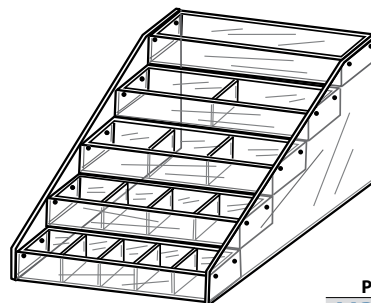
Part #	Dimensions
<b>AAD-TD-6-SL</b>	8"W x 4"D x 2"H
<b>AAD-TD-7-SL</b>	12"W x 4"D x 2"H
<b>AAD-TD-8-SL</b>	12"W x 8"D x 2"H
<b>AAD-TD-9-SL</b>	16"W x 8"D x 2"H
<b>AAD-TD-10-SL</b>	24"W x 8"D x 2"H
<b>AAD-TD-11-SL</b>	12"W x 6"D x 4"H
<b>AAD-TD-12-SL</b>	16"W x 8"D x 4"H
<b>AAD-TD-13-SL</b>	24"W x 8"D x 4"H



## THREE TRAY RACK

Choose any combination of divided trays to make the best display for you.

Part #	Dimensions
<b>AAD-TD-2D</b>	16-1/2"W x 12"D x 9-1/2"H

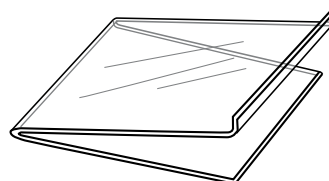


## FIVE TRAY RACK

Choose any combination of divided trays to make the best display for you.

Part #	Dimensions
<b>AAD-TD-4T</b>	16-1/2"W x 20"D x 15-1/2"H

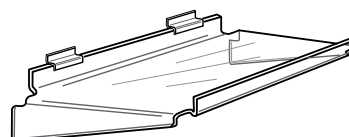
## EXTRA HEAVY DUTY SLATWALL SHELVES



- Design disperses the weight on this shelf over two slatwall grooves making this the strongest and most stable acrylic slatwall shelf available.
- Stable even if bumped and all exposed corners are rounded for safety.

Part #	Dimensions
<b>AAD-SS-1HD</b>	11-3/4" x 9"D

## BRACED SLATWALL SHELVES

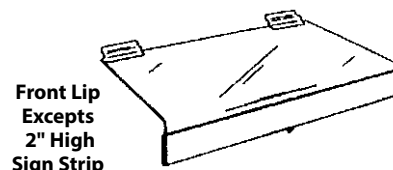


- Braced shelves are perfect for heavy loads.
- 1" high front lip keeps items from falling off shelves.

Part #	Dimensions
<b>AAD-SS-1B</b>	16"W x 10"D
<b>AAD-SS-2B</b>	24"W x 14"D

## PREMIUM SLATWALL SHELVES

CLEAR ACRYLIC - nominal 1/8" material

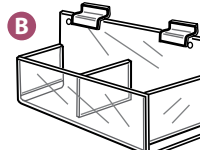


Front Lip  
Excepts  
2" High  
Sign Strip

Part #	Width	Length
<b>685-S</b>	4"	9"

PACKED 12 PCS.  
PER CARTON\*\*  
\*\*BROKEN BOX FEE

## PACKAGED PRODUCT DISPLAYS

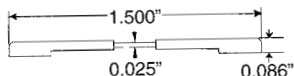


	Part #	Dimensions
A	<b>AAD-TD-19-SL</b>	7-3/4"W x 4-3/4"D
B	<b>AAD-TD-20-SL</b>	15-1/2"W x 4-3/4"D

## Hinges

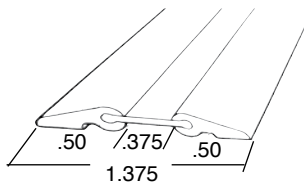
### CLEAR FLAT HINGES

**.086 Thick - PVC**  
**100 Ft. Coils -**  
**Clear with White Web**



**Part #**  
**P4169-CL**

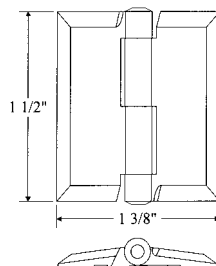
**CLEAR URETHANE & ACRYLIC**  
**4 Ft. Lengths**  
**U.V. Stabilized for Outdoor Use!**



**Part #**  
**F2000-CL**

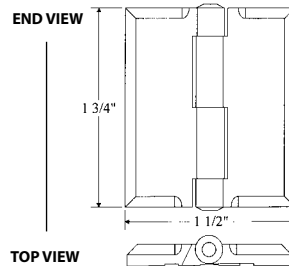
### CLEAR ACRYLIC HINGE

**150-1375**



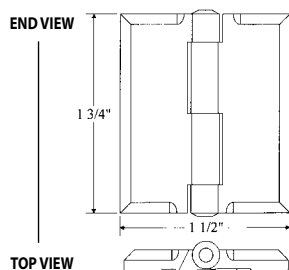
**Part #**  
**150-1375**

**175-150**



**Part #**  
**175-150**

### CLEAR ECONOMY ACRYLIC HINGE



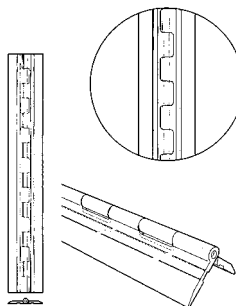
**Part #**  
**EC175-150**

*Larger Quantities Available  
 - Please Inquire*

### PIANO HINGE

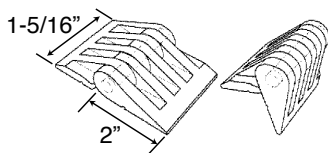
**Clear or Black**  
**12" Long x 1-3/4" Wide**

- Outer bonding surface is wide for added bonding strength.



Part #	Material
<b>PH-175-12CL</b>	Acrylic
<b>PH-175-12BK</b>	ABS

### MONSTER HINGE™



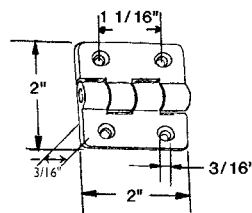
**Material: Acrylic DR101 (Clear), ABS (Black)**

- New design makes this hinge virtually unbreakable!
- Large ribbed sections added for superior strength!
- Larger pin diameter (.190" dia.)

Part #	Description
<b>MONSTER-HINGE-CL</b>	Clear Acrylic 1-5/16" L x 2" W x 1/2" Thick Hinge
<b>MONSTER-HINGE-BK</b>	Black ABS 1-5/16" L x 2" W x 1/2" Thick Hinge

### POLYPROPYLENE HINGE

**Black or White**  
**Screw Size Recommended**  
**#10 Countersunk (not included)**

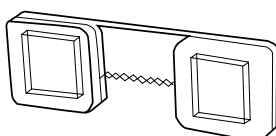


Part #	Color
<b>200-200-WH</b>	White
<b>200-200-BK</b>	Black

**Won't Rust - Quiet - Long Life**

## Hangers

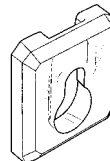
### SAWTOOTH HANGER



**Material: Clear Acrylic**

Part #	Description
<b>SAWTOOTH-HANGER</b>	Clear Acrylic 2-1/4" W x 3/4" H x 1/4" D Sawtooth Hanger

### KEYHOLE HANGER



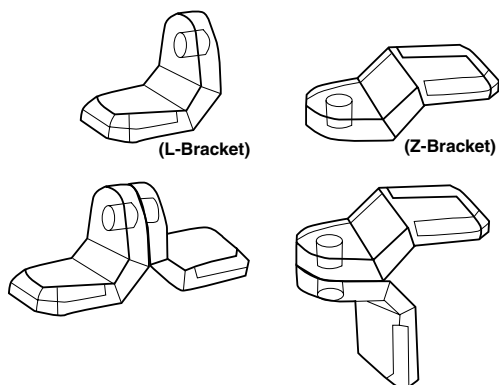
**CLEAR ACRYLIC**  
**1" W x 1-1/8" H x 1/4" Thick**

**Part #**  
**KH-100-CL**

## Locks

### DECO-HASP

Material: Acrylic DR101 (Clear), ABS (Black)

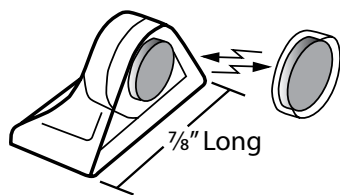


Innovative locking hasp designed for corner or flat applications. No moving parts reduce breakage in the field. Solvent bonds to acrylic, polycarbonate, ABS and styrene.

Part #	Description
DECO-HASP-LCL	Clear Acrylic 7/8" L x 3/4" W x 3/4" H Flat Mount Hasp
DECO-HASP-LBK	Black ABS 7/8" L x 3/4" W x 3/4" H Flat Mount Hasp
DECO-HASP-ZCL	Clear Acrylic 1-3/8" L x 3/4" W x 7/16" H Corner Mount Hasp
DECO-HASP-ZBK	Black ABS 1-3/8" L x 3/4" W x 7/16" H Corner Mount Hasp

## Catches

### MAG-CATCH™ with Strike Plate



- Material: Acrylic DR101
- Pull Force: 1 lb.
- Size: 7/8" L x 1/2" H x 3/8" W
- Adhesive mount

Adhesive mount solvent bonds to acrylic, polycarbonate, ABS and styrene. Eliminates unsightly screws or hardware.

Part #	Description
MC-SM-CL	Clear Acrylic Magnetic Door Catch

## Door Catch

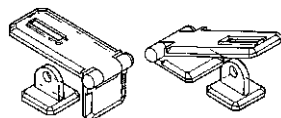
### with Strike Plate



- Material: Clear Acrylic
- Size: 5/8" L x 1-5/16" W
- Adhesive mount

Part #
DC-100-CL

### ACRYLIC HASP



- Color: Clear or Black
- 2-3/8" Long x 1-1/16" Wide x 1/8" Thick

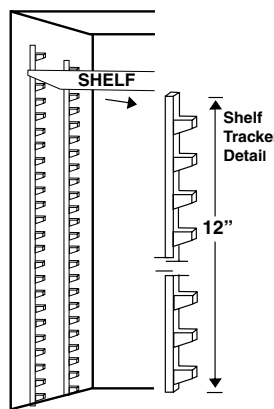
Bottom section of hasp is reversible for either corner or flat mounting.

**Pre-determine assembly before inserting pin completely!**

Part #	Color
HSP-110-CL	Clear
HSP-110-BK	Black

## Shelf Pilasters

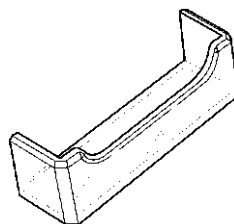
### SHELF TRACKER™



- Material: Clear Acrylic
- Length: 12" long
- For up to 1/4" thick shelves with 1/2" adjustment
- Easily mates for longer applications
- Solvent bonds to Acrylic, ABS, Polycarbonate and Styrene
- Size: 12" L x 5/16" W x 3/8" T (305mm x 87mm x 9.5mm)

Part #	Description
ST-CL	Clear Acrylic Shelf Tracker

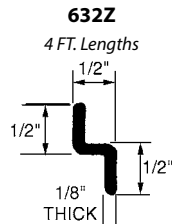
## Business Card Holder



- Material: Clear Acrylic
- Size: 3-5/8" W x 3/4" D x 7/8" H

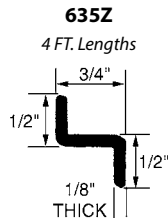
Part #
BC-200-CL

## "Z" & "W" Bar



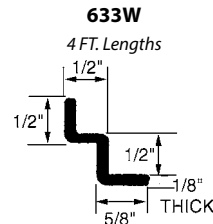
Material: Clear Acrylic- 25% DR

Part #  
**632Z-4**  
**635Z-4**  
**633W-4**



Material: Clear Acrylic- 100% DR

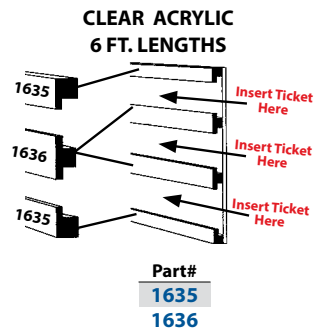
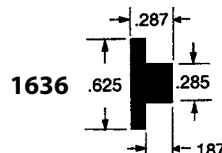
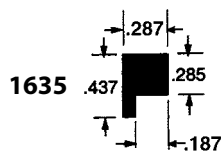
Part #  
**632Z-100-4**  
**635Z-100-4**  
**633W-100-4**



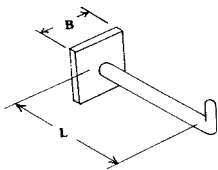
## Acrylic Sign Channel

### Make Your Own Sign!

Now you can easily design and manufacture multitrack changeable signs in any width you desire with our Acrylic Sign Channel. The acrylic sign channels have 1/4" wide adhesion surfaces. Adhesive sold separately.



## Clear Polyester Hooks



1/8" ROUND


Part #	L	B
<b>RH-32</b>	1"	1/2" sq.
<b>RH-48</b>	1-1/2"	5/8" sq.

## Vision Ware Rests



CLEAR ACRYLIC  
Glue Onto 5/8" Rod

Part #  
**R21-1**

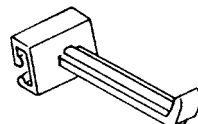


CLEAR ACRYLIC  
Glue Onto  
Flat Surface

Part #  
**R21-2**

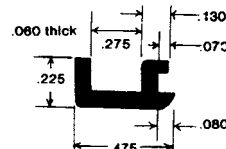
## 1/2" Adjustable Merchandising Hook System

CLEAR POLYESTER  
1-1/2" RIBBON CLIP HOOK



Part #  
**RCH-48**

CLEAR ACRYLIC  
6 FT. LENGTHS



Part #  
**EA-30CL**

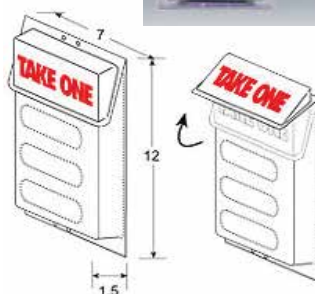
## MATERIAL: CLEAR PVC

- 4-1/2"W x 7"H x 3/4"D
- For tri-fold literature
- Nests for economical shipping
- Easy setup - "Flip up" front and snap together



**Part #**  
**TFH-4**

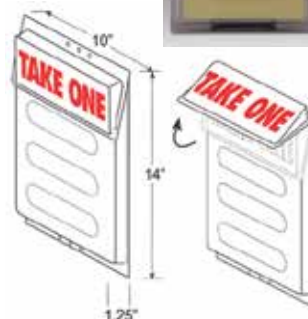
- For tri-fold brochures
- Good for outdoors
- Cover helps protect brochures



- Kit includes:  
2 wood screws, 2 wire ties, 1 "Take One" sticker

**Part #**  
**CBH-2**

- For 8-1/2" x 11" brochures
- Good for outdoors
- Cover helps protect brochures



- Kit includes:  
2 wood screws, 2 wire ties, 1 "Take One" sticker

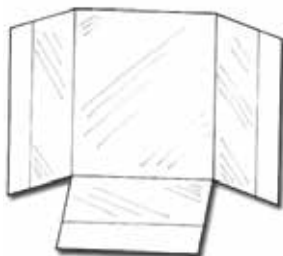
**Part #**  
**CBH-5**

For more Literature Holders, see page B-29.

## Stick On Literature Pockets

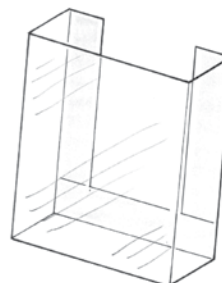
### MATERIAL: CLEAR PVC WITH PEEL & STICK ADHESIVE

#### FLAT



Part #	Size
<b>FBH-31</b>	3-1/2"W x 1-1/2"H x 3/4" D
<b>FBH-45</b>	4-1/16"W x 5"H x 1-1/4" D
<b>FBH-87</b>	8-5/8"W x 7"H x 1-1/4" D

#### PRE-FORMED



Part #	Size
<b>PBH-31</b>	3-1/2"W x 1-1/2"H x 3/4" D
<b>PBH-45</b>	4-1/16"W x 5"H x 1-1/4" D
<b>PBH-87</b>	8-5/8"W x 7"H x 1-1/4" D



## Sheet Protectors

### MATERIAL: CLEAR PVC AVAILABLE IN MOST POPULAR SIZES




Part #	Size
<b>VSP-46</b>	4"W x 6"H
<b>VSP-57</b>	5"W x 7"H
<b>VSP-810</b>	8"W x 10"H
<b>VSP-811</b>	8-1/2"W x 11"H





## Light Duty PVC Slatwall Panels

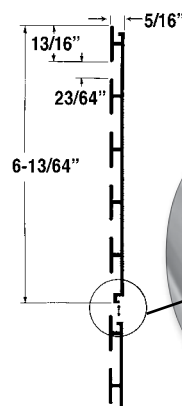


**Material: RIGID PVC**

**Length: 6"x 48"**

**1" on Center**

- Panel 5/16" thick
- 4-5 lbs. per sq. ft. load capacity
- Easy-to-Install
- Lightweight, yet strong
- Acid & alkali resistant



**Unique Interlocking Design**

Part #	Color
SLAT648	White
SLAT648BK	Black
SLAT648DG	Dove Grey

*All Colors Are Non-Stock Items, Please inquire.*

## Double Sided Aluminum Slatwall Panels

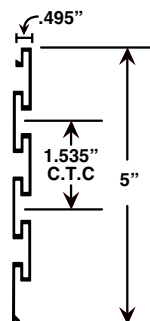


**Material: Aluminum**

**Length: 5" x 12'**

**1-1/2" on center**

- Panel 1/2" thick
- 100 lbs. per sq. ft. load capacity



**2  
SIDED**



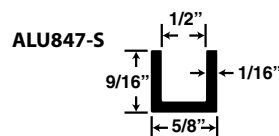
ALU7584-M



**Innovative design: Allows for use of both sides of the panel.**

For use with all accessories in the Slatwall Hardware section except the following: SWB/1266\*, SWB/12124\* & SWB/12244\*

### End Channel For Edges



Part #	Finish	Description
ALU847-M	Mill	12' Long
ALU847-S	Clear Anodized	12' Long

*Other colors available. Minimums apply. Please inquire.*

**Finishes available: CLEAR ANODIZED & MILL**

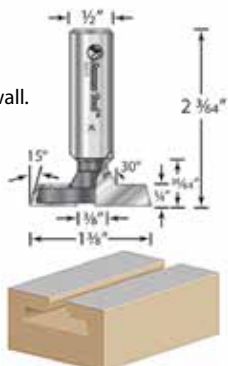
Part #	Finish	Description	Per Ctn.
ALU7584-M	Mill	5" x 12' Long Slatwall	6 pcs.
ALU7584-S	Clear Anodized	5" x 12' Long Slatwall	6 pcs.

## Make Your Own Slatwall

### BEVEL T-SLOT ROUTER BIT

**Carbide Tipped - 2 Flute**

- Designed for creating T-slot/Slatwall panels.
- Creates radius edges for easier insertion of accessories in the slatwall.
- Bits are not designed for plunging operations.
- It is recommended the use of a CNC (computer numeral control) router or a table-mounted router.



Part #
TSLOT-710

Can use ALU710-M as insert

## Slatwall Inserts

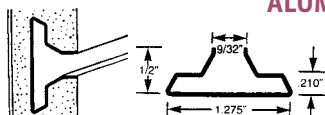
### ALUMINUM INSERT FOR SLATWALL

**Fits Marlite Brand Slatwall**

Mill Finish • 8 ft. Lengths

**Part #**

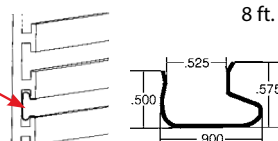
ALU710-M



### VINYL INSERT FOR WOOD SLATWALL

**Fits the SW48 Wood and Marlite Brand Slatwall**

8 ft. Lengths

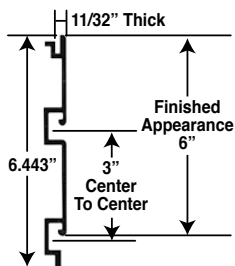


Part#	Color
SLAT-J-BK	Black
SLAT-J-WH	White
SLAT-J-LG	Light Gray
SLAT-J-IV	Ivory

## UNIQUE INTERLOCKING DESIGN SECURELY FITS TOGETHER

### HERCULES HEAVY DUTY PANELS

**MIX & MATCH**



- Material: Aluminum
- Lengths: 6" x 8'
- 3" on center
- Panel 11/32" thick
- 300 lbs. per sq. ft. load capacity
- Aluminum slatwall designed to interlock with standard duty PVC slatwall (See below) when extra strength is needed.

**SUPER STRONG**



**FOR USE WITH ALL ACCESSORIES IN THE SLATWALL HARDWARE SECTION**

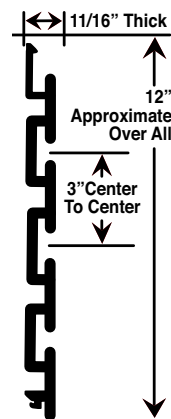
See Pgs. J-39~40 for Garage Hardware

Part #	Finish
ALU6969-S	Satin
ALU6969-M	Mill

### HIGH DENSITY HEAVY DUTY GREAT WALL PANELS



- Material: PVC
- Lengths: 1' x 4', 1' x 8', 1' x 80"
- 3" on center
- Panels: 11/16" thick
- Load Capacity: 100 lbs. per sq. ft.
- **Must be ordered in full boxes of 8 pcs. x 4 ft., 4 pcs. x 8 ft. or 5 pcs. of 80".**



#### 1' x 4' Panels 8 pcs.per box

Part #	Color
GRW-HD1X4BX-WH	White
GRW-HD1X4BX-BK	Black
GRW-HD1X4BX-GY	Gray
GRW-HD1X4BX-TP	Taupe
GRW-HD1X4BX-GR	Graphite
GRW-HD1X4BX-BW	Beachwood
GRW-HD1X4BX-DS	Driftwood Slate

#### 1' x 8' Panels 4 pcs.per box

Part #	Color
GRW-HD1X8BX-WH	White
GRW-HD1X8BX-BK	Black
GRW-HD1X8BX-GY	Gray
GRW-HD1X8BX-TP	Taupe
GRW-HD1X8BX-GR	Graphite
GRW-HD1X8BX-BW	Beachwood
GRW-HD1X8BX-DS	Driftwood Slate

#### 12" x 80" Panels 5 pcs.per box

Part #	Color
GRW-HD12X80BX-WH	White
GRW-HD12X80BX-BK	Black
GRW-HD12X80BX-GY	Gray
GRW-HD12X80BX-TP	Taupe
GRW-HD12X80BX-GR	Graphite
GRW-HD12X80BX-BW	Beachwood
GRW-HD12X80BX-DS	Driftwood Slate

### STANDARD DUTY GREAT WALL PANELS

**while supplies last!**



- Material: PVC
- Lengths: 1' x 4', 1' x 8'
- 3" on center
- Panels: 11/16" thick
- Load Capacity: 25 lbs. per sq. ft.
- **Must be ordered in full boxes of 8 pcs. x 4 ft. or 4 pcs. x 8 ft.**

Part #	Size
GRW-1X4-AL	1' x 4'
GRW-1X8-BK	1' x 8'
GRW-1X8-AL	1' x 8'

### Screws & Mouldings For Great Wall Panels

#### COLOR MATCH SCREWS

Material: Steel • Length: 2-1/2"

##### Colors Available

WH - White BK - Black  
AL - Almond MP - Maple

##### Part #

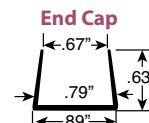
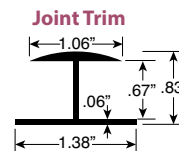
GRW-2500SCR-\*

**Screws packed 100 pcs. per box - No Broken Boxes**

#### COLOR MATCH MOULDINGS

Material: PVC • Length: 8'

**while supplies last!**




Part #	Color
GRW-JNR8-WH	White
GRW-JNR8-BK	Black
GRW-JNR8-AL	Almond
GRW-JNR8-MP	Maple


Part #	Color
GRW-END8-AL	Almond
GRW-END8-MP	Maple

## ANCHOR CORE® SLATWALL

### 4' x 8' Panels




- 50% stronger than MDF, made with Boise Cascade™ Anchor Core®
- Made from 100% recycled wood fibers, Anchor Core® delivers impressive strength and screw holding capacities
- Total Weight: 84 lbs. per 4' x 8' panel
- Standard grooving is 3" on center
- Available 3/4" thick panel
- Standard cut and vertical options
- Available with & without aluminum inserts in a variety of color options
- Properly hang slatwall with 1-1/4" - 2" long drywall screws



**Standard Cut**  
15 grooves  
per 4' x 8' panel



**Vertical Cut**  
31 grooves  
per 8' x 4' panel



### Paint Grade

Raw board made of Anchor™ Core is a Paint Grade panel that needs to be painted, or sealed for use.

Part #	Description	Without Insert or ^With Mill Aluminum Insert (-A)
<b>WMB-PG48</b>	Paint grade standard 4' x 8'	
<b>WMB-PG84</b>	Paint grade vertical 8' x 4'	

^When ordering with an insert, add the code to the end of the part #. Ex: WMB-PG48-A



Paint Grade

### Ready to Paint

Ready to Paint slatwall panels come with a white, pre-coated finish. This will eliminate the need to do a primer coat and then finish, paint or seal coat. Specifically designed to accept paints and sealers.

Part #	Description	Without Insert or ^With Mill Aluminum Insert (-A)
<b>WMB-RP48</b>	Ready to paint standard 4' x 8'	
<b>WMB-RP84</b>	Ready to paint vertical 8' x 4'	

^When ordering with an insert, add the code to the end of the part #. Ex: WMB-RP48-A



Ready to Paint

### Low Pressure Laminate (Melamine)

This Melamine is a foil paper overlay that has a heat activated glue on the back of the paper that allows it to be adhered to the core. The Melamine offers a beautiful surface finish that is quite durable and economical.



White (\*WH)



Gray (\*GY)



Light Gray (\*LGY)



Almond (\*AL)



Black (\*BK)



Antique White (\*AW)

Part #	Description	Without Insert or ^With Mill Aluminum Insert (-A)
<b>WMB-L48-*</b>	Low pressure laminate standard 4' x 8'	
<b>WMB-L84-*</b>	Low pressure laminate vertical 8' x 4'	

^When ordering with an insert, add the code to the end of the part #. Ex: WMB-L48-WH-A

Crating Fee per 1 sheet. Maximum number of sheets per crate is 30.

## ANCHOR CORE® SLATWALL

### 4' x 8' Panels



### Low Pressure Laminate - Woodgrain (Melamine)

This Melamine is a foil paper overlay that has a heat activated glue on the back of the paper that allows it to be adhered to the core. The Melamine offers a beautiful surface finish that is quite durable and economical.



Woodgrain Birch (\*BH)



Woodgrain Oak (\*OK)



Woodgrain Maple (\*MP)



Woodgrain Mahogany (\*MAH)



Woodgrain Cherry (\*CH)



Brushed Aluminum (\*ALU)



Knotty Pine (\*KP)

Part #	Description	
<b>WMB-WG48-*</b>	Woodgrain standard 4' x 8'	Without Insert or
<b>WMB-WG84-*</b>	Woodgrain vertical 8' x 4'	^With Mill Aluminum Insert (-A)

^When ordering with an insert, add the code to the end of the part #. Ex: WMB-WG48-MP-A

### High Pressure Laminate

High Pressure Laminate is the same, or similar surface to the Low Pressure Laminate, but it is first adhered (glued) to a series of craft paper backers, thus making it more durable.

Can custom match High Pressure Laminate, please inquire.



White (\*WH)



Gray (\*GY)



Almond (\*AL)



Black (\*BK)

Part #	Description	
<b>WMB-H48-*</b>	High pressure laminate standard 4' x 8'	Without Insert or
<b>WMB-H84-*</b>	High pressure laminate vertical 8' x 4'	^With Mill Aluminum Insert (-A)

^When ordering with an insert, add the code to the end of the part #. Ex: WMB-H48-BK-A

### Woodgrain Veneer

These are actual wood veneers that are glued to a substrate. They come with the grain of the wood running in the long, or 8 foot direction, and are typically stained, or sealed for use.

#### Red Oak

Part #	Description	
<b>WMB-V48-ROK</b>	Veneer standard 4' x 8'	Without Insert or
<b>WMB-V84-ROK</b>	Veneer vertical 8' x 4'	^With Mill Aluminum Insert (-A)

#### Birch

Part #	Description	
<b>WMB-V48-NBH</b>	Veneer standard 4' x 8'	Without Insert or
<b>WMB-V84-NBH</b>	Veneer vertical 8' x 4'	^With Mill Aluminum Insert (-A)

#### Maple

Part #	Description	
<b>WMB-V48-NMP</b>	Veneer standard 4' x 8'	Without Insert or
<b>WMB-V84-NMP</b>	Veneer vertical 8' x 4'	^With Mill Aluminum Insert (-A)

#### Knotty Pine

Part #	Description	
<b>WMB-V48-KP</b>	Veneer standard 4' x 8'	Without Insert or
<b>WMB-V84-KP</b>	Veneer vertical 8' x 4'	^With Mill Aluminum Insert (-A)

^When ordering with an insert, add the code to the end of the part #. Ex: WMB-V48-ROK-A



Red Oak (ROK)



Natural Birch (NBH)



Natural Maple (NMP)



Knotty Pine (KP)

Crating Fee per 1 sheet. Maximum number of sheets per crate is 30.

Phone: 1-800-631-8375 • Fax: 1-800-888-3315



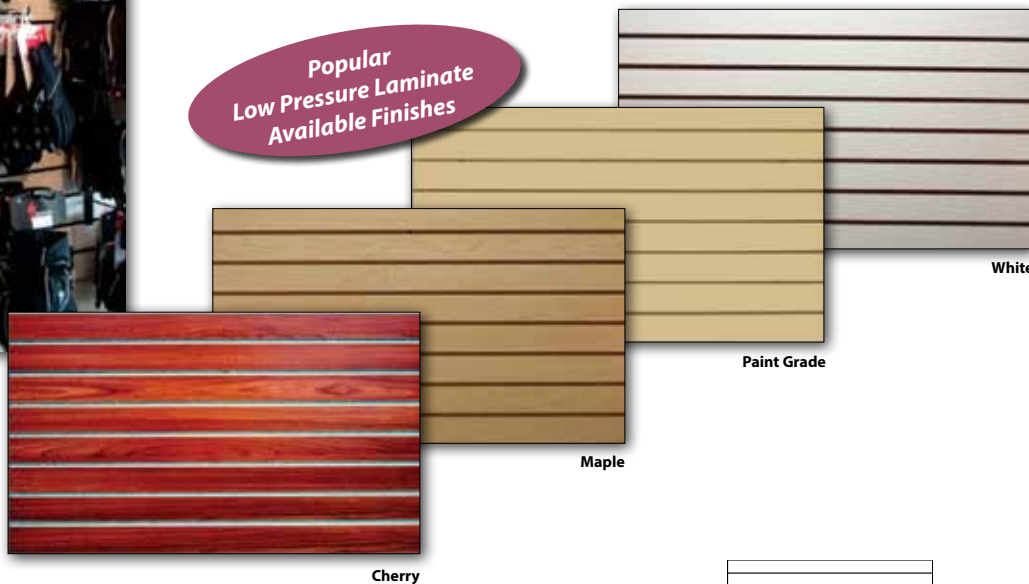
## ANCHOR CORE® EASY PANEL PROGRAM

Now **2' x 4'** Packs for **Easy Shipping!**



- 50% stronger than MDF, made with Boise Cascade™ Anchor Core®.
- Total Weight: 20 lbs. per 2' x 4' panel.
- Half grooves make installation very easy.
- Easy to handle due to smaller size.
- Properly hang slatwall with 1-1/4" - 2" long drywall screws

Popular  
Low Pressure Laminate  
Available Finishes



White

Paint Grade


Maple

Cherry

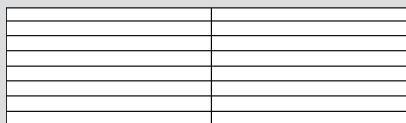
EASY TO  
STACK!

The half  
grooves allow  
for stacking  
the panels  
one on top of  
the other.


### 3 Ways To Install



Single Panel (2 per pack)



2 Panels as a Strip



2 Panels as a Stack

### Single Packs

Part #	Description
WMB-EP-CH	2 single cherry panels in a corrugated box
WMB-EP-MP	2 single maple panels in a corrugated box
WMB-EP-PG	2 single paint grade panels in a corrugated box
WMB-EP-WH	2 single white panels in a corrugated box

### Optional: Ready Sert Metal Inserts



Easy to install metal  
inserts double the  
strength of the groove.

- Material: Aluminum
- 48" Lengths

**WMB-READY-SERT**



## Metal Display Arms

### HANGRAIL BRACKET With Return To Fit 3" O.C. Slatwall

**Bright Chrome**  
**Material: Steel**

10" Long, with "O" cup for  
1-1/4" diameter tubing



**Part #**  
**SW/RHR12-BC**

### KNIFE BRACKET

**BLACK (BK),  
WHITE (WH) or  
BRIGHT CHROME (BC)**



Part #	Size
SW8KB-BC	8"
SW8KB-BK	8"
SW8KB-WH	8"
SW10KB-BC	10"
SW10KB-BK	10"
SW10KB-WH	10"
SW12KB-BC	12"
SW12KB-BK	12"
SW12KB-WH	12"
SW14KB-BC	14"
SW14KB-BK	14"
SW14KB-WH	14"
SW16KB-BC	16"
SW16KB-BK	16"
SW16KB-WH	16"

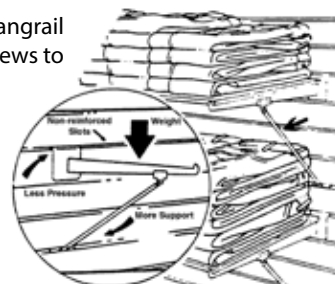
## Heavy Duty Support Arm For Slatwall



Heavy Duty Steel Support Arm for use with both knife & hangrail brackets on slatwall. 3/8" dia. arm with "U" shaped cup & screws to secure cup to bracket.

**Bright Chrome Only**  
**Material: Steel**

**HD/SW-L** is recommended for brackets 12" or longer.



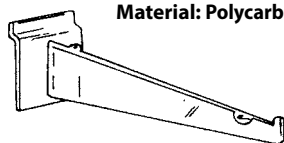
## Clear Round Shelf Bumpers



Works with the wood shelf brackets and clear polycarbonate.

**Part #**  
**BH100CL**

## Slatwall Shelf Bracket



**Material: Polycarbonate**

Part #	Size
4PKB/SW-CL	4"
6PKB/SW-CL	6"
8PKB/SW-CL	8"
10PKB/SW-CL	10"
12PKB/SW-CL	12"
14PKB/SW-CL	14"

## Slatwall Adapter Clip



**Material: Styrene**

- Attaches signs, literature holders & lightweight displays flush up against slatwall.
- 1" clip fits most standard slatwall



Adhesive  
holds sign or  
display


**Part #**  
**SWA-10**

**Color**  
White

## "Z" Bar Slatwall Adapter

**Material: Crystal Clear PVC**

- Holds signs and lightweight literature holders to slatwall.
- 2-3/8" wide adapter
- Permanent foam tape self adhesive included.



**Part #**  
**ZB-20**

*Other sizes available, please go to page  
B-34 for more details.*



## Hooks

### GLASS FILLED NYLON



\*WHITE (WH),  
\*BLACK (BK) or  
\*FASHION GRAY (FG)

Part #	Size
SW/H2*	2"
SW/H4*	4"
SW/H6*	6"
SW/H8*	8"
SW/H10*	10"

### BRIGHT CHROME METAL



1/4" Dia. Hook  
with 30° Upturn



Part #	Size
SW/H1-BC	1"
SW/H4-BC	4"
SW/H6-BC	6"
SW/H8-BC	8"
SW/H10-BC	10"
SW/H12-BC	12"

### BRIGHT CHROME METAL HANGER



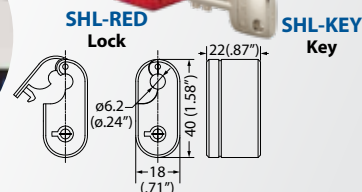

Part #  
SW/HF



### SHELF HOOK STOP LOCK

Material: ABS Provides anti theft protection  
& must be opened with key

Works with SW/H\* Hooks  
(See above)



## Metal Display Arms

BLACK (BK), WHITE (WH) or BRIGHT CHROME STEEL (BC)

### SQUARE DOWN SLANT WITH BALLS



16" Long,  
3/4" square  
tubular arm  
with six balls

Part #  
SW/6B-BC  
SW/6B-BK  
SW/6B-WH

### RECTANGULAR DOWN SLANT WITH CUBES



16" Long,  
1/2" x 1-1/2"  
tubular arm  
with seven  
cubes

Not available  
in White

Part #  
SW/R7B-BC  
SW/R7B-BK

### SQUARE DOWN SLANT WITH HOOKS



16" Long,  
3/4" square  
tubular arm  
with five  
hooks

Part #  
SW/5H-BC  
SW/5H-BK  
SW/5H-WH

### RECTANGULAR DOWN SLANT WITH HOOKS



16" Long,  
1/2" x 1-1/2"  
tubular arm  
with five  
hooks

Not available  
in White

Part #  
SW/R5H-BC  
SW/R5H-BK

### SQUARE STRAIGHT OUT



12" Long,  
3/4" square  
tubular arm  
with ball end  
stop

Part #  
SW/12-BC  
SW/12-WH

### RECTANGULAR STRAIGHT OUT



12" Long,  
1/2" x 1-1/2"  
tubular arm  
with flat end  
stop

Part #  
SW/R12-BC  
SW/R12-BK  
SW/R12-WH

## Hangbar Accessories

### BRIGHT CHROME SLATWALL HANGBAR

24" long x 12" depth  
Made with 1-1/4" round tube



Part #  
**SW/HB-BC**

### SLATWALL SCARECROW

**BLACK (BK) or  
BRIGHT CHROME (BC)**

Adjustable from 26-3/4" to 34-3/4"



Part #	Color
<b>SW/SCW-BC</b>	Bright Chrome
<b>SW/SCW-BK</b>	Black

## Wire Basket Accessories

**BLACK or WHITE**

### NARROW BASKET

12"W x 6"D x 6"H



Part #	Color
<b>SWB/1266-BK</b>	Black
<b>SWB/1266-WH</b>	White

### SMALL BASKET

12"W x 12"D x 4"H



Part #	Color
<b>SWB/12124-BK</b>	Black
<b>SWB/12124-WH</b>	White

### DEEP BASKET

12"W x 12"D x 8"H



Part #	Color
<b>SWB/12128-BK</b>	Black
<b>SWB/12128-WH</b>	White

### SHALLOW BASKET

24"W x 12"D x 4"H



Part #	Color
<b>SWB/12244-BK</b>	Black
<b>SWB/12244-WH</b>	White

### HEAVY DUTY BASKET

**COLOR: CHARCOAL**

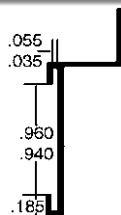


Part #	Size	Carton Quantity
<b>SWB-BSKT-312</b>	3"D x 12"W	6 Pcs.
<b>SWB-BSKT-812</b>	8"D x 12"W	4 Pcs.
<b>SWB-BSKT-1218</b>	12"D x 18"W	4 Pcs.
<b>SWB-BSKT-1224</b>	12"D x 24"W	4 Pcs.

## Slatwall Accessories

### Ticket Holder

**Clear Butyrate**  
12 ft. Lengths  
Fits 1-1/4" Ticket



Part #  
**62-CL**

### Aluminum Slatwall 3/4" Thick Shelf Support Bracket


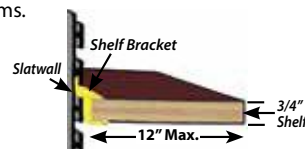


Shown:  
Clear Anodized

- **Material:** Aluminum
- Works with 3/4" shelf
- Holds up to 12" deep shelf
- **Load Rating:**  
20 lbs. per linear ft.

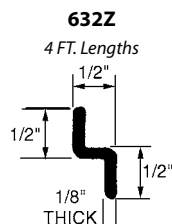
**EASY AS:**  
1 - PICK SHELF LENGTH  
2 - INSERT SHELF INTO EXTRUSION  
3 - HANG ON SLATWALL

The Hangman Slatwall 3/4" Shelf Bracket is an aluminum extrusion that is designed to accept any 3/4" wood or melamine panel. Insert the panel and set with a screw from the underside. Available in clear anodized, or powder coated black. Custom sizes available. A great way to improve your garage or slatwall systems.



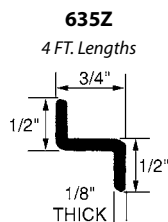
Shown:  
Black Powder Coated

Part #	Size	Finish
<b>HGSW-750-24-C</b>	24" Long	Clear Anodized
<b>HGSW-750-48-C</b>	48" Long	
<b>HGSW-750-96-C</b>	96" Long	
<b>HGSW-750-24-B</b>	24" Long	Black Powder Coated
<b>HGSW-750-48-B</b>	48" Long	
<b>HGSW-750-96-B</b>	96" Long	

**"Z" & "W" Bar**

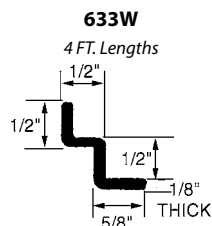
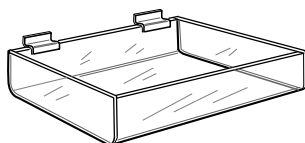
Material: Clear Acrylic- 25% DR

Part #  
**632Z-4**  
**635Z-4**  
**633W-4**



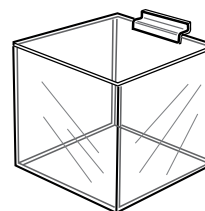
Material: Clear Acrylic- 100% DR

Part #  
**632Z-100-4**  
**635Z-100-4**  
**633W-100-4**

**Acrylic Slatwall Trays**

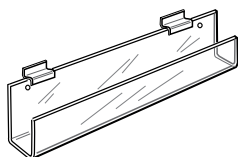
*Great for candy, stationery, and other small packaged items.*

Part #	Dimensions
<b>AAD-TD-6-SL</b>	8"W x 4"D x 2"H
<b>AAD-TD-7-SL</b>	12"W x 4"D x 2"H
<b>AAD-TD-8-SL</b>	12"W x 8"D x 2"H
<b>AAD-TD-9-SL</b>	16"W x 8"D x 2"H
<b>AAD-TD-10-SL</b>	24"W x 8"D x 2"H
<b>AAD-TD-11-SL</b>	12"W x 6"D x 4"H
<b>AAD-TD-12-SL</b>	16"W x 8"D x 4"H
<b>AAD-TD-13-SL</b>	24"W x 8"D x 4"H

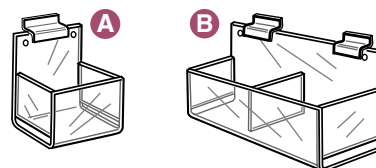
**Slatwall Bins**

*Perfect for holding merchandise of various sizes on slatwall, made from heavy 3/16" acrylic.*

Part #	Dimensions
<b>AAD-TD-14-SL</b>	4" Square
<b>AAD-TD-15-SL</b>	6" Square
<b>AAD-TD-16-SL</b>	8" Square
<b>AAD-TD-17-SL</b>	10" Square
<b>AAD-TD-18-SL</b>	12" Square

**Slatwall Card Racks**

Part #	Dimensions
<b>AAD-CD-1-SL</b>	11-3/4"W- Open End
<b>AAD-CD-2-SL</b>	23-3/4"W- Open End
<b>AAD-CD-3-SL</b>	35-3/4"W- Open End
<b>AAD-CD-4-SL</b>	47-3/4"W- Open End

**Packaged Product Displays**

Part #	Dimensions
<b>A AAD-TD-19-SL</b>	7-3/4"W x 4-3/4"D
<b>B AAD-TD-20-SL</b>	15-1/2"W x 4-3/4"D

## Gridwall Panels

**1/4" Steel Wire** - 3" O.C. Grid.  
Vertical sides have double wire.



Part #	Finish/Color	Size
^GW24-BC	Bright Chrome	2' W x 4' H
^GW25-BC	Bright Chrome	2' W x 5' H
^GW25-BK	Black	2' W x 5' H
^GW26-BC	Bright Chrome	2' W x 6' H
^GW27-BC	Bright Chrome	2' W x 7' H

**^ MUST SHIP FREIGHT**

NOTE: SHEETS ARE PACKED 3 PER CARTON,  
- Part # PF-10G

## Bases For Gridwall



### DELUXE "T" LEGS

Part #	Finish
GW/TLEG	Bright Chrome
GW/TLEG-BK	Black

3/16" x 1" vertical bar.  
1/2" x 1-1/2" horizontal tube with 2  
adjustable levelers to prevent rocking and  
3 nuts & bolts to assure stability.



4 Way Base For Grid  
Panels Includes Casters

### DELUXE "T" LEGS

Part #	Finish
GW4BA-BC	Bright Chrome
GW4BA-BK	Black

24"W x 18-1/2"H.  
Levelers Included: 3/8" x 1" Long.  
Note: Casters with same stem will fit into legs.

## Gridwall Hooks



Shelf Hook Stop Lock

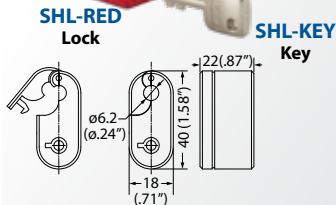
Provides anti theft  
protection & must be  
opened with key  
(See below)

### STEEL - 1/4" DIA. GRIDWALL HOOK

Part #	Size	Finish
GW/H4-BC	4"	Bright Chrome
GW/H4-BK	4"	Black
GW/H6-BK	6"	Black
GW/H8-BC	8"	Bright Chrome
GW/H8-BK	8"	Black
GW/H8-WH	8"	White
GW/H10-BK	10"	Black
GW/H10-WH	10"	White
GW/H12-BK	12"	Black
GW/H12-WH	12"	White

### SHELF HOOK STOP LOCK

Material: ABS Provides anti theft protection  
& must be opened with key  
Works with GW/H\* Hooks  
(See above)



## Metal Display Arms For Gridwall



**5 HOOK  
SQUARE  
WATERFALL**

**STEEL  
17" LONG**

Part #	Finish
GW/R5H-BC	Bright Chrome



**ROUND  
FACE OUT**

**STEEL**

**12" ROUND  
TUBING FACE OUT  
WITH DISK  
AT END**

Part #	Finish
GW11-BC	Bright Chrome

## Handbar Accessories



**Projects 12" out - 2' Long  
U SHAPED HANG RAIL**

Part #	Finish
GW/KHG681	Bright Chrome



**4 1/2" H x 8" Deep, 3" Ring  
HAT HOLDER**

Part #	Finish
GWHH-BC	Bright Chrome



## Wire Baskets & Wire Shelves For Gridwall

• All baskets have a 1/8" wire diameter.



**12"W x 6"D x 6" H  
NARROW BASKET**

Part #	Finish
<b>GWB1266-BC</b>	Bright Chrome



**12"W x 12"D x 8" H  
DEEP BASKET**

Part #	Finish
<b>GWB12128-BC</b>	Bright Chrome
<b>GWB12128-BK</b>	Black



**12"W x 12"D x 4" H  
SMALL BASKET**

Part #	Finish
<b>GWB12124-BC</b>	Bright Chrome
<b>GWB12124-BK</b>	Black



**24"W x 12"D x 4" H  
SHALLOW BASKET**

Part #	Finish
<b>GWB12244-BC</b>	Bright Chrome
<b>GWB12244-BK</b>	Black



**24"W x 5-3/4" D x 6-3/4" H  
VIDEO BOOK SHELF**

Part #	Finish
<b>GW/VCS24-BK</b>	Black



**15" x 24" SLANT SHELF  
WITH FRONT LIP 60°**

Part #	Finish
<b>GW6-BC</b>	Bright Chrome
<b>GW6-BK</b>	Black



**15" x 24" STRAIGHT SHELF  
WITH FRONT LIP 90°**

Part #	Finish
<b>GW8-BC</b>	Bright Chrome



**24" x 24"  
TRIANGULAR SHELF**

Part #	Finish
<b>GW5-BC</b>	Bright Chrome
<b>GW5-BK</b>	Black



Works with Gridwall & Slatwall



**12"W x 12"D x 8" H x 4" F  
SLOPED FRONT BASKET**

Part #	Finish
<b>GRD-U12128S-BK</b>	Black



Works with Gridwall & Slatwall



**15"W x 12"D x 5" H x 3" F  
SLOPING BASKET**

Part #	Finish
<b>GRD-U15125S-BK</b>	Black

## Joiners & Connectors



**GW/CGW2-BC**

Connects 2 Grip Panels  
at 90° Angle



**GW/CBLK4-BK**

Connects 4 Grip Panels  
at 90° Angle

### JOINER CLIP

Part #	Finish
<b>GW/CGW2-BC</b>	Bright Chrome
<b>GW/CBLK4-BK</b>	Black

### Material: Steel



### FLUSH MOUNTING CLIP

Part #	Finish
<b>GW1-BC</b>	Bright Chrome

For securing panels to floor.  
Clip is 11/16" W x 1" L with 1/4" Dia. Hole  
**Screw Size:** #8 Pan Head Screws



### JOINER CLIP

Part #	Finish
<b>GW2-BC</b>	Bright Chrome
<b>GW2-BK</b>	Black
<b>GW2-WH</b>	White

Joins grids for straight or angle position.  
**Screw Size:** 1/4-20 x 3/4"  
Long Pan Head Screw

## Universal Surface Mounted Standards

- All standards have 1/2" slots on 1" centers
- Countersunk mounting screw holes are 9" apart

### SINGLE SLOTTED

Part #	Size	Finish
<b>Medium Duty - .062 Thick Material</b>		
<b>SRD-SMD36-SZ</b>	36" L x 1 1/6" W x 13/32" D	Satin Zinc
<b>SRD-SMD48-SZ</b>	48" L x 1 1/6" W x 13/32" D	Satin Zinc
<b>SRD-SMD60-SZ</b>	60" L x 1 1/6" W x 13/32" D	Satin Zinc
<b>SRD-SMD72-SZ</b>	72" L x 1 1/6" W x 13/32" D	Satin Zinc
<b>SRD-SMD84-SZ</b>	84" L x 1 1/6" W x 13/32" D	Satin Zinc
<b>SRD-SMD96-CH</b>	96" L x 1 1/6" W x 13/32" D	Chrome
<b>Heavy Duty - .093 Thick Material</b>		
<b>SRD-SHD48-SZ</b>	48" L x 1 1/6" W x 13/32" D	Satin Zinc
<b>SRD-SHD60-SZ</b>	60" L x 1 1/6" W x 13/32" D	Satin Zinc
<b>SRD-SHD72-SZ</b>	72" L x 1 1/6" W x 13/32" D	Satin Zinc
<b>SRD-SHD84-SZ</b>	84" L x 1 1/6" W x 13/32" D	Satin Zinc
<b>SRD-SHD96-SZ</b>	96" L x 1 1/6" W x 13/32" D	Satin Zinc
<b>SRD-SHD96-CH</b>	96" L x 1 1/6" W x 13/32" D	Chrome



### DOUBLE SLOTTED

Part #	Size	Finish
<b>Medium Duty - .062 Thick Material</b>		
<b>SRD-DMD48-SZ</b>	48" L x 1 1/4" W x 1/2" D	Satin Zinc
<b>SRD-DMD60-SZ</b>	60" L x 1 1/4" W x 1/2" D	Satin Zinc
<b>SRD-DMD72-SZ</b>	72" L x 1 1/4" W x 1/2" D	Satin Zinc
<b>SRD-DMD84-SZ</b>	84" L x 1 1/4" W x 1/2" D	Satin Zinc
<b>Heavy Duty - .093 Thick Material</b>		
<b>SRD-DHD48-SZ</b>	48" L x 1 1/4" W x 1/2" D	Satin Zinc

## Steel Shelf Brackets

- All steel & wood brackets work with all styles of standards listed above



Part #	Description	Finish/Color
<b>Tap-In - .080 Thick Material</b>		
<b>6KB-BC</b>	6" Long Bracket	Bright Chrome
<b>8KB-BC</b>	8" Long Bracket	Bright Chrome
<b>10KB-BC</b>	10" Long Bracket	Bright Chrome
<b>12KB-BC</b>	12" Long Bracket	Bright Chrome
<b>12KB-SC</b>	12" Long Bracket	Satin Chrome
<b>14KB-BC</b>	14" Long Bracket	Bright Chrome
<b>14KB-WH</b>	14" Long Bracket	White



Part #	Description	Finish/Color
<b>Heavy Duty Tap-In - .093 Thick Material</b>		
<b>12KBHD-BC</b>	12" Long Bracket	Bright Chrome
<b>14KBHD-BC</b>	14" Long Bracket	Bright Chrome
<b>w/Nylon Stabilizer - .090 Thick Material</b>		
<i>Stabilizer allows for extra tight fit</i>		
<b>10SKB-BC</b>	10" Long Bracket	Bright Chrome
<b>12SKB-BC</b>	12" Long Bracket	Bright Chrome
<b>14SKB-BC</b>	14" Long Bracket	Bright Chrome

### Adjustable Tap-In - .090 Thick Material

5 Spring Loaded Settings:

*Straight, 15, 30, 45 Down Slant & 15 Up Slant*

<b>10AKB-BC</b>	10" Adjustable Bracket	Bright Chrome
<b>12AKB-BC</b>	12" Adjustable Bracket	Bright Chrome

## Wood Shelf Brackets



### 16 Gauge Thick Material

*Available In Left, Right & Center Positions*

Part #	Description	Finish
<b>12WBL-SZ</b>	12" Left Bracket	Satin Zinc
<b>12WBR-SZ</b>	12" Right Bracket	Satin Zinc
<b>12WBC-SZ</b>	12" Center Bracket	Satin Zinc
<b>14WBL-SZ</b>	14" Left Bracket	Satin Zinc
<b>14WBR-SZ</b>	14" Right Bracket	Satin Zinc
<b>14WBLC-SZ</b>	14" Center Bracket	Satin Zinc

SEE PAGE B-49 FOR BRACKET ACCESSORIES



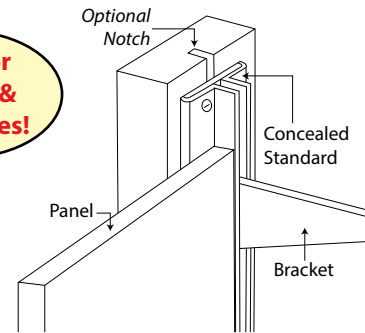
## Concealed Invisible Standards

**HIDE YOUR HARDWARE WHILE STILL SHOWING YOUR MERCHANDISE!**



- **Material: Steel**
- 1/8" thick
- All standards have 1/2" slots on 1" centers
- Designed for use with 5/8" drywall
- Comparable to Garcy Corp.

**Ideal for Closets & Showcases!**



Part #	Size	Finish/Color
<b>RCD-72BK</b>	72" L x 1 1/16" D	Black Powder Coated Steel
<b>RCD-72Z</b>	72" L x 1 1/16" D	Zinc
<b>RCD-96BK</b>	96" L x 1 1/16" D	Black Powder Coated Steel
<b>RCD-96Z</b>	96" L x 1 1/16" D	Zinc

## Brackets for Recessed Standards

• **Material: Steel**

### HEAVY DUTY KNIFE BRACKETS




Part #	Size	Finish
<b>RCD-12KB-BC</b>	12"	Bright Chrome
<b>RCD-14KB-BC</b>	14"	Bright Chrome

### THIN LINE BLADE BRACKETS



Part #	Size	Finish
<b>RCD-12TLB-BC</b>	12"	Bright Chrome
<b>RCD-14TLB-BC</b>	14"	Bright Chrome

### RECTANGULAR BLADE BRACKETS



Part #	Size	Finish
<b>RCD-3RT-BB</b>	3" x 1/2" x 1-1/2"	Brite Chrome
<b>RCD-12RT-BB</b>	12" x 1/2" x 1-1/2"	Brite Chrome

### WATERFALL BRACKET



Part #	Size/ Description	Finish
<b>RCD-12WF-BC</b>	17" rectangular bracket with 7 balls	Brite Chrome

## Brackets Accessories

WORKS WITH BRACKETS AND STANDARDS ON PAGE B-48

### 48" METAL SHELF SUPPORT

- Made of .093 thick rolled steel
- Gives added support to glass shelves



Part #	Finish
<b>SSPT-48</b>	Zinc

### REAR MOUNT BRACKET

- Holds 1" x 1" tubing




Part #	Finish
<b>SQ/ST</b>	Chrome

### KNIFE RESTS

- Fits 3/32" thick material



Front



Center/Back

Part #	Style	Finish
<b>169-47-1110</b>	Front	Clear Butyrate
<b>169-47-1100</b>	Center/Back	Clear Butyrate

### CLEAR ROUND SHELF BUMPER


- Rubber



Part #
<b>BH100CL</b>

### RECTANGULAR SHELF BUMPERS

- Fits over brackets



Part #	Color
<b>SB109WH</b>	White
<b>SB109TR</b>	Translucent

## Stainless Steel Slotted Standards



### THIN SHELF STANDARD

- 430 Stainless Steel
- Measuring just under 1/2" W at 15/32" L
- 71-5/8" L



Part #	Finish
Standards	
<b>SPE-1820</b>	Plain Steel
<b>SPE-1820WT</b>	White

Shelf Supports	
403 Stainless Steel	
<b>SPE-FB20S</b>	Plain Steel
<b>SPE-FB20SWT</b>	White

End Cap for Standards	
Elastomer (TPE)	
<b>SPE-FC20</b>	Light Gray



Shelf Supports



End Cap

### NARROW SHELF STANDARD

- 430 Stainless Steel
- Unique slim profile
- 5/16" W x 71-21/32" L
- Easy to cut to desired length

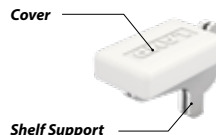


Part #	Finish
Standard	
<b>SPN-1820</b>	Satin

Shelf Support	
304 Stainless Steel	
<b>SPN-15</b>	Plain Steel

Cover for Shelf Support	
Elastomer	
<b>SPN-15C</b>	White

End Cap for Standard	
Polypropylene	
<b>SPN-17EC</b>	White



Shelf Support



End Cap

### COVERED SHELF STANDARD

- 430 Stainless Steel
- 19/32" x 71-21/32" L
- Screw holes & slots are concealed when used with cover strips



Part #	Finish
Standard	
<b>SPW-1820</b>	Satin

Cover Strip	
PVC Plastic	
<b>SPW-CV1820-WT</b>	White
<b>SPW-CV1820-BR</b>	Brown

Shelf Supports	
304 Stainless Steel Housing w/Elastomer Cover	
Load Capacity: 132 lbs./4 pcs.	
<b>SPW-20-WT</b>	White
<b>SPW-20-BR</b>	Brown

End Caps for Standard	
Polypropylene	
<b>SPW-EC20-WT</b>	White
<b>SPW-EC20-BR</b>	Brown



Shelf Supports w/Covers



End Caps



Cover Strips

## Steel Pilaster

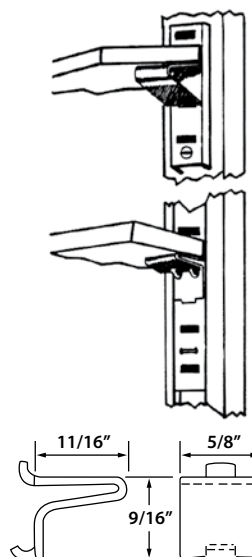


- Bright Zinc Finish
- Surface or recess mount
- Pre-Drilled screw holes & stamped numbers for easy installation
- 5/8" W x 1/8" D
- 1/2" Hole Spacing

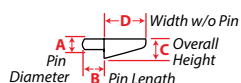
Part #	Length
<b>HB101PZ-18</b>	18"
<b>HB101PZ-24</b>	24"
<b>HB101PZ-30</b>	30"
<b>HB101PZ-36</b>	36"
<b>HB101PZ-48</b>	48"
<b>HB101PZ-60</b>	60"
<b>HB101PZ-72</b>	72"
<b>HB101PZ-84</b>	84"
<b>HB101PZ-96</b>	96"

\*Mounts with #6 or #8 screws, sold separately. See page G-32

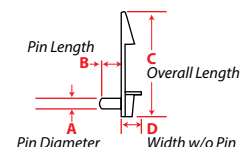
Part #	Description
<b>HB107CZ</b>	Pilaster Clips




## Shelf Rests



To calculate shelf length, use the following formula: inside cabinet width - shelf clearance = shelf size



## Spoon & Locking Shelf Rests



### STANDARD DUTY SHELF RESTS (Fluted Pin)

	Part #	Color	Material	A	B	C	D	Shelf Clearance
6	<b>R25-470CL</b>	Clear	Lexan	1/4"	11/32"	3/8"	3/8"	7/32"
7	<b>R25-350CL</b>	Clear	Lexan	1/4"	5/16"	1"	1/2"	7/32"
8	<b>R25-241CL</b>	Clear	Polycarbonate	5mm	1/4"	1"	1/2"	7/32"



### EXTRA LONG SHELF REST (Fluted)

Part #	Color	Material	A	B	C	D	Shelf Clearance
<b>R25-471CL</b>	Clear	Polycarbonate	1/4"	3/8"	1/2"	1"	5/64"

IF YOU ARE LOOKING TO COVER SHELF REST HOLES, SEE PAGE G-5 FOR OUR FASTCAP™ SELECTIONS

For more Shelf Rests, see page G-29~31.

# Peg Board Accessories & Merchandising Strips

## GLASS FILLED NYLON HOOKS

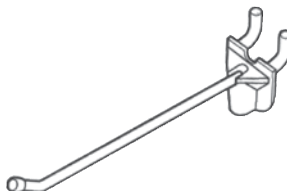
- For 1/4" pegboard



Part #	Hook Size	Color
<b>DL-02WH</b>	2"	White
<b>DL-02FG</b>	2"	Fashion Gray
<b>DL-06WH</b>	6"	White

## ECO PEG BOARD HOOKS

- Steel hook with white plastic back
- For 1/8" and 1/4" pegboard



Part #	Hook Size
<b>EH-2</b>	2"
<b>EH-4</b>	4"
<b>EH-6</b>	6"
<b>EH-8</b>	8"

## HOOK TALKER

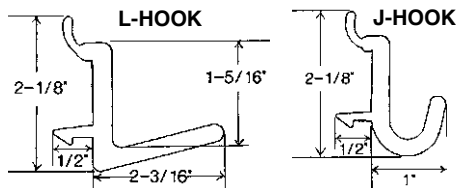
- Material: Clear PVC - 15 mil.
- Accepts adhesive UPC data labels
- Label size: 2-1/8" x 1-1/4"
- Fits hooks 1" on center



Part #	Hook Size
<b>HLH-67</b>	6"-7"
<b>HLH-89</b>	8"-9"
<b>HLH-10</b>	10"-11"

## PEGLOK™

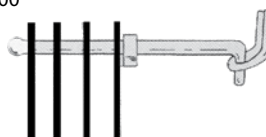

- Material: Polyethylene
- For 1/4" pegboard



Part #	Color
<b>L-HOOK-BK</b>	Black
<b>L-HOOK-WH</b>	White
<b>J-HOOK-WH</b>	White

## INVENTORY CONTROL CLIP

- Material: Polyethylene
- Control inventory inexpensively
- Keeps a nice full look
- Use on power panel to eliminate shifting during transit
- Sized to fit .15" to 1/4" diameter plastic or metal hooks
- Sold in bags of 100



Part #
<b>ICC-10</b>

## S-HOOKS

**Material: Zinc Plated Steel**

- .080" • 1-3/4" Long
- Hang from shelf edge or wire fixtures
- Strip Hooks available in "Open Ended" & "Pinched"
- Open ended for use with all merchandising strips
- Pinched style assures strip stays on hook



Part #	Type
<b>SH-50</b>	Open
<b>SH-75</b>	Pinched

## MERCHANDISING STRIPS

- Material: Polypropylene
- 12 Hook strip loads fast and easy
- Product "Loks" on for secure shipment
- Header measures 3"W x 1-3/8" H



Part #	Width	Length	Hook Spacing
<b>MS-PL24</b>	1-1/8"	24-1/2"	2"
<b>MS-PL30</b>	1-1/8"	30"	2-1/2"

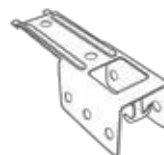
## DOUBLE STRIP HANGERS



- Fits all perforated gondola and metal shelves
- Makes for an off-the-shelf flag position two-sided clip strip retail display



- Extend off gondola shelf 2.5" to 3.5"
- Space for price or UPC label



Part #	Description	Material
<b>MSC-777</b>	Plastic Double Strip Hanger	ABS
<b>MSC-888</b>	Metal Double Strip Hanger	Steel

# Steel Tubing For Hangrail, Display Or Closet Applications

## 1" DIAMETER




1" Dia.  
x 17 Gauge

BRITE  
CHROME  
FINISH

Part #	Length
RHR-17/48	48"
RHR-17/60	60"
RHR-17/72	72"
RHR-17/96	96"

### For 1" & 1-1/16" Round Tubing BRITE CHROME FINISH

RHR/OF "O" FLANGE RHR/UF "U" FLANGE  
(SCREW HOLE DIA. = 1/4") USE #10 FLATHEAD SCREWS



Part #  
RHR/OF  
RHR/UF

### Concealed Round Closet Rod Flange for 1" Tubing



CHROME PLATED BRASS

Part #

S84-1000CF-BC

### Connector for 1" Round Tubing




BRITE ZINC FINISH

Part #

RHR/CONN

## 1-1/4" DIAMETER



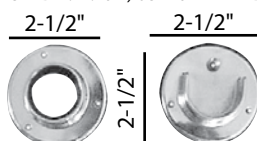
1-1/4" Dia.  
x 17 Gauge

BRITE  
CHROME  
FINISH

Part #	Length
T21-40-14-CHR-6	72"
<b>NEW</b> T21-40-14-CHR-8	96"

### For 1-1/4" Round Tubing BRITE CHROME FINISH

T21/OF "O" FLANGE T21/UF "U" FLANGE  
(SCREW HOLE DIA. = .164") USE #6 PANHEAD SCREWS



Part #  
T21/OF  
T21/UF

### Concealed Round Closet Rod Flange for 1-1/4" Tubing



CHROME PLATED BRASS

Part #

S84-1140CF-BC

### Outside Cover Sleeve For 1" & 1-1/4" Diameter Tubing



BLACK & WHITE  
Rigid PVC - 5 ft. lengths

*Inquire on custom lengths & colors*

Part #	Description
CS100BK	1" I.D. Black
CS100WH	1" I.D. White
CS125WH	1-1/4" I.D. White



### ABS End Caps For 1" & 1-1/4" O.D.

BLACK (BK) or WHITE (WH)

Part #	Tube O.D.	Cap Height	Gauge
C32-U21-*	1"	.86"	14-23
C40-U21-*	1-1/4"	1.25"	14-23
DNW-R32-WH	1"	-	14-23
SHK-40R-BK	1-1/4"	-	12-18

## 1" Square Steel Tubing & Accessories



1" Sq.  
x 17 Gauge

BRITE CHROME  
FINISH

Part #	Size
SQ/60	60"
SQ/72	72"
SQ/96	96"



### ABS End Caps For 1" BLACK (BK) or WHITE (WH)

Part #	Tube O.D.	Cap Height	Gauge
T32-U2-*	1"	.656"	14-23
DNW-S32-WH	1"	-	14-23

## Rectangular Hangrail / Tubing & Accessories



1-1/2" x 1/2"  
x 17 Gauge

BRITE CHROME  
FINISH

Part #	Size
RT/48	48"

### Connector for Rectangular Tubing BRITE ZINC PLATED



Part #  
RT/CONN

### Straight Out



12" Long, 1/2" x 1-1/2" tubular arm with  
flat end stop to fit 1/2" x 1-1/2" tubing.

Part #  
RT/RSO

### End Cap

METAL - CHROME



Part #  
RT/END



## 2" Stainless Steel Bumper

**Material:** 304 Stainless Steel

**Finish:** Brushed Stainless Steel Top/Black Poly Carbonate Base

- Clean seamless contemporary look with end caps and corners
- Installs easily with a saw to cut to size, drill and screwdriver
- Impacts are absorbed and distributed along the length and to the polycarbonate base
- Popular 2" wide x 12 ft lengths
- Easy to maintain



### Part # Description

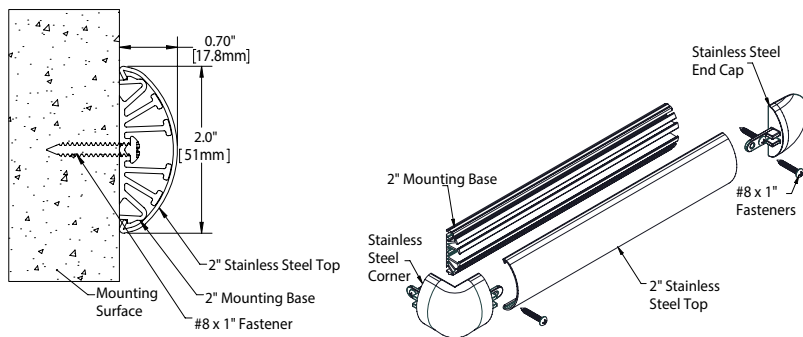
**SST-20** SS Top

**SSB-20** PC Base

### Part # Description

**SSE-20** SS End Cap

**SSC-20** SS Corner





## STREAMLINE 2" WIDE BLACK BUMPER

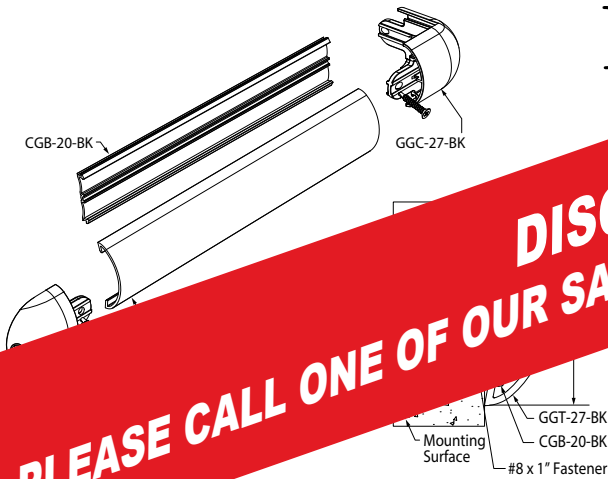
GreenGuard2

- Low profile design blends in with existing fixture and saves space.
- Made from polycarbonate - **Proformance** is better (exceeds) PVC or ABS competitors.
- Uses our universal base, can replace and refresh existing installations using traditional 2" Green Guard.



### Streamline 2" Black Bumper

**RIGID**



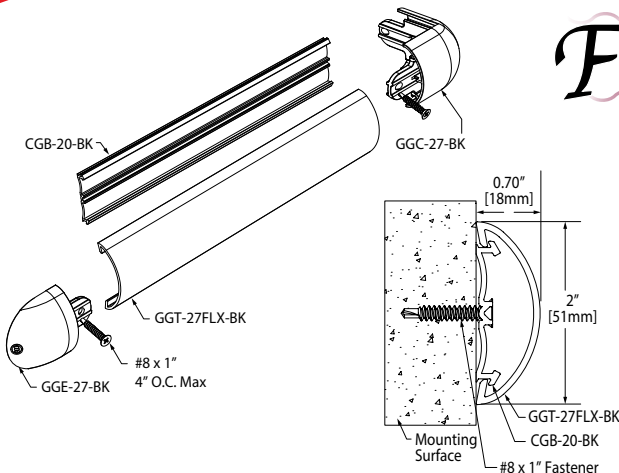
**DISCONTINUED**  
PLEASE CALL ONE OF OUR SALES ASSOCIATES FOR OTHER OPTIONS

Part #	Description	Material	Length
GGT-27-BK	2" Rigid Top	Polycarbonate	12 Ft.
CGB-20-BK	2" Universal Base	PVC	12 Ft.

Part #	Description	Material
GGE-27-BK	2" End Cap	Polycarbonate
GGC-27-BK	2" Corner	Polycarbonate

### Streamline 2" Flex Black Bumper

**Flexible**



Part #	Description	Material	Length
GGT-27FLX-BK	2" Flexible Top	PVC	72 Ft.

Part #	Description	Material	Length
CGB-20-BK	2" Universal Base	PVC	12 Ft.

Part #	Description	Material
GGE-27-BK	2" End Cap	Polycarbonate
GGC-27-BK	2" Corner	Polycarbonate

Color matching available, allow 4-8 weeks.

Phone: 1-800-631-8375 • Fax: 1-800-888-3315

# Fixture & Wall Bumper

- Profile matches CartGuard1 for seamless transition from rigid to flexible products.
- Made from a minimum of 91% pre consumer polycarbonate waste.
- Contributes towards satisfying MR CREDIT 4-1 and MR CREDIT 4-2 under Leed.
- Exceeds Impact performance of High Impact PVC by 29% and ABS by 63%.
- 100% recyclable. Laser etched recycling symbol and resin ID code.
- 100% Chlorine free (PVC free, vinyl free)
- Does not emit hazardous dioxins if incinerated during waste disposal.

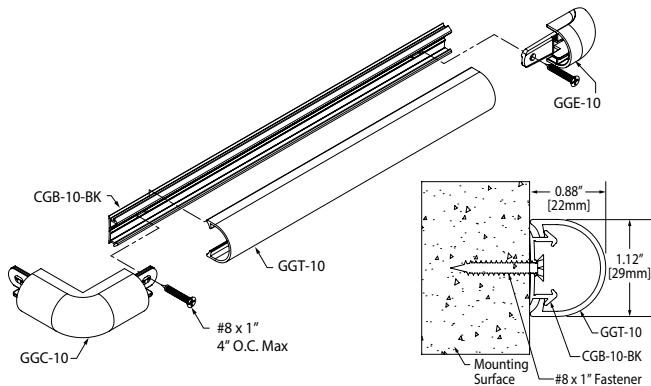
**RIGID**

GreenGuard1

GreenGuard2



## 1" Polycarbonate Bumper [PVC Base]



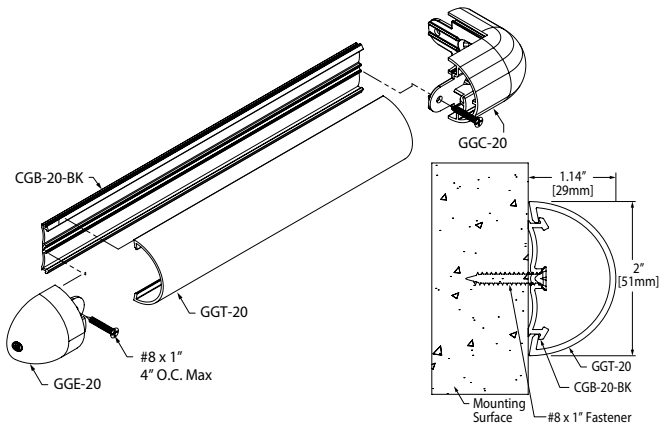
Part #	Description	Material	Length
GGT-10-*	1" Top	Polycarbonate	12'
CGB-10-BK	1" Base	PVC	12'

Part #	Description	Material
GGE-10-*	1" End Cap	Polycarbonate
GGC-10-*	1" Corner	Polycarbonate

### \*STOCK COLORS:

Black	Silver	Gray	Steel	Red
PMS Black Hussmann 701, Kysor 85	PMS 877C	PMS 430C Hussmann 054	PMS 425C	PMS 1797C Hussmann 715, Kysor 161
Brown	Putty	Light Caramel	Beige	White
PMS 1545C	PMS 452C Hussmann 078, Kysor 121	PMS 465C	PMS 4685C	PMS White Hussmann 700, Kysor 71

## 2" Polycarbonate Bumper [PVC Base]



Part #	Description	Material	Length
GGT-20-*	2" Top	Polycarbonate	12'
CGB-20-BK	2" Base	PVC	12'

Part #	Description	Material
GGE-20-*	2" End Cap	Polycarbonate
GGC-20-*	2" Corner	Polycarbonate

### \*STOCK COLORS:

Black	Silver	Gray	Steel	Red
PMS Black Hussmann 701, Kysor 85	PMS 877C	PMS 430C Hussmann 054	PMS 425C	PMS 1797C Hussmann 715, Kysor 161
Brown	Putty	Light Caramel	Blue	
PMS 1545C	PMS 452C Hussmann 078, Kysor 121	PMS 465C	PMS 293C	

Other colors are special order, minimums apply.

## Flexible

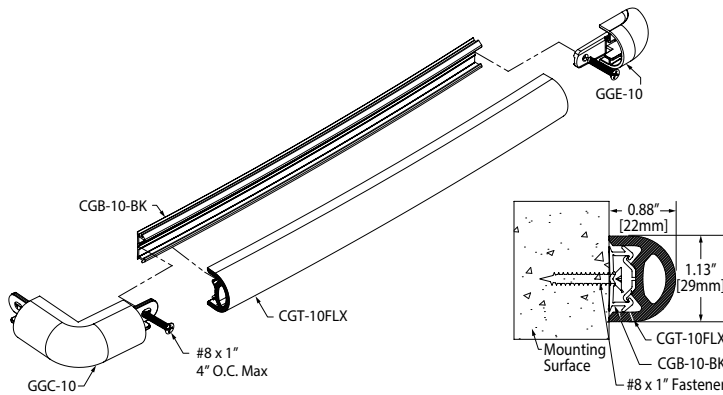
### CartGuard1

### CartGuard2

- Made from flexible PVC
- Works with GreenGuard1 for smooth seamless transitions
- Designed to wrap around curved fixtures and cases
- Can complete a radius as small as 4"



## 1" PVC Dual Durometer Bumper [PVC Base]



Part #	Description	Material	Length
<b>CGT-10FLX-*</b>	1" Top	PVC Dual Durometer	72'
<b>CGB-10-BK</b>	1" Base	PVC	12'

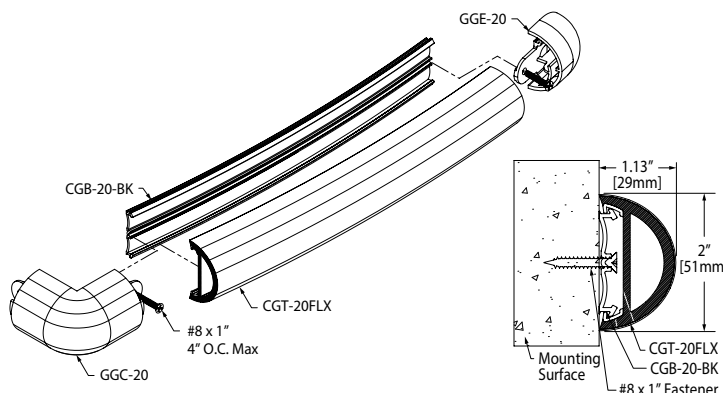
**NOTE: Min order for flexible is 12 ft. and must be ordered in 12 ft. increments**

Part #	Description	Material
<b>GGE-10-*</b>	1" End Cap	Polycarbonate
<b>GGC-10-*</b>	1" Corner	Polycarbonate

**\*STOCK COLORS:**

Black	Silver	Gray
PMS Black Hussmann 701, Kysor 85	PMS 877C	PMS 430C Hussmann 054

## 2" PVC Dual Durometer Bumper [PVC Base]



Part #	Description	Material	Length
<b>CGT-20FLX-*</b>	2" Top	PVC Dual Durometer	72'
<b>CGB-20-BK</b>	2" Base	PVC	12'

**NOTE: Min order for flexible is 12 ft. and must be ordered in 12 ft. increments**

Part #	Description	Material
<b>GGE-20-*</b>	2" End Cap	Polycarbonate
<b>GGC-20-*</b>	2" Corner	Polycarbonate

**\*STOCK COLORS:**

Black	Silver	Gray	Steel
PMS Black Hussmann 701, Kysor 85	PMS 877C	PMS 430C Hussmann 054	PMS 425C
Light Caramel	Beige		
PMS 465C	PMS 4685C		

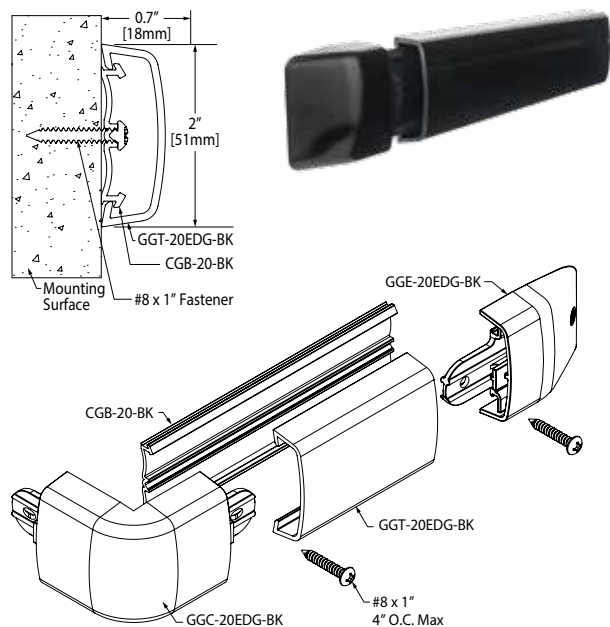
**Other colors are special order, minimums apply.**

**Phone: 1-800-631-8375 • Fax: 1-800-888-3315**

## 2" EDGE Low Profile Bumper Guard

- New modern design
- Made from polycarbonate - **Proformance** is better (exceeds) PVC or ABS competitors.
- Modular design allows for easy installation.

**RIGID**



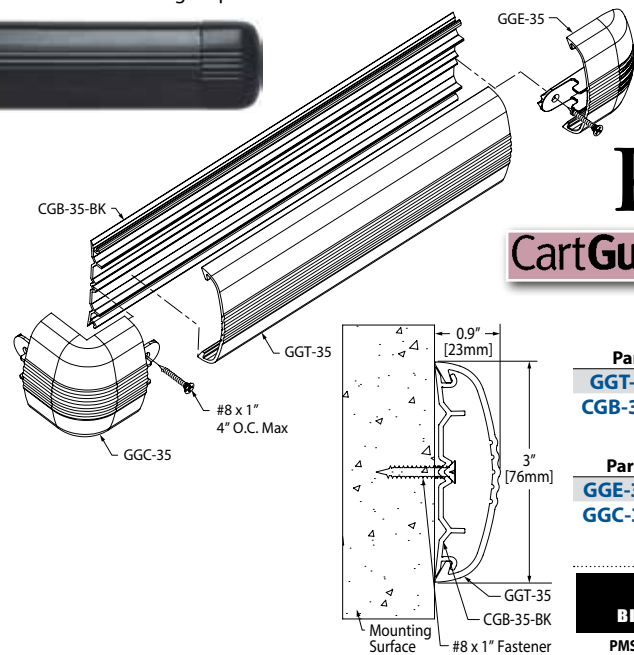
Part #	Description	Material	Length
<b>GGT-20EDG-BK</b>	3" Rigid Top	Polycarbonate	12'
<b>CGB-20-BK</b>	2" Universal Top	PVC	12'

Part #	Description	Material
<b>GGE-20EDG-BK</b>	2" End Cap	Polycarbonate
<b>GGC-20EDG-BK</b>	2" Corner	Polycarbonate

Color matching available, allow 4-8 weeks.

## 3" Polycarbonate Bumper [PVC Base]

- Damage protection for fixtures, merchandisers, walls and vestibules.
- Decorative ribbing helps hide scuff marks



**RIGID**  
**CartGuard35**



Part #	Description	Material	Length
<b>GGT-35*</b>	3" Top	Polycarbonate	12'
<b>CGB-35-BK</b>	3" Base	PVC	12'

Part #	Description	Material
<b>GGE-35*</b>	3" End Cap	Polycarbonate
<b>GGC-35*</b>	3" Corner	Polycarbonate

\*STOCK COLORS:

Black	Silver	Gray	Red	Brown	Beige
PMS Black Hussmann 701, Kysor 85	PMS 877C	PMS 430C Hussmann 054	PMS 1797C Hussmann 715, Kysor 161	PMS 1545C	PMS 4685C

Other colors are special order, minimums apply.

OUTWATER INDUSTRIES, INC. • [www.outwater.com](http://www.outwater.com)



**Impact Protection** can be found in a variety of settings, from hospitals and nursing homes, to colleges, offices, casinos, hotels and warehouses. Handrails, wall guards, corner guards and door/frame protection come in a multitude of colors, profiles and materials. Choose from stainless steel, aluminum, wood, PVC or combinations of materials to match the protection level your environment requires while at the same time complementing décor.

## Impact Protection System

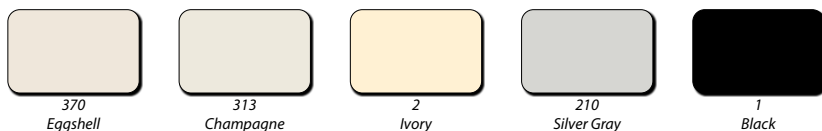
### PRIMARY COLOR PALETTE

Add appropriate color code to part number.

#### PROMPT PRIMARY COLORS

Prompt Primary colors do not apply to all products. Please refer to individual parts for inclusion.

Usually stocked for immediate shipment



Typically ships within 1 week



#### STANDARD PRIMARY COLORS

Typically ships within 3-4 weeks



**Custom Colors** - 500 ft. minimum order for color matching. Color & setup charges are on a per run basis. Please inquire.

**Installation** - Normally with screws, molly bolts or toggle bolts. Most sold separately.

**NOTE:** Due to fading, discoloration & paper aging, the colors on this page may vary from the actual colors. Please request samples before placing your order for color accuracy.

## Handrails

FOR COLORS SEE PAGE B-58

**MATERIAL:** Textured Vinyl with Aluminum Retainer

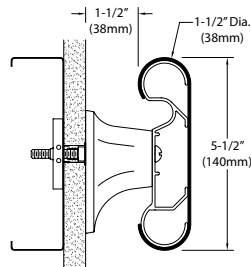
**CLASS A FIRE RATED**

### BR-500-



A universal handrail for all applications, provides medium to heavy duty protection. Available in full color pallet and is a **prompt primary color**.

**Protection Level:** Medium-Heavy



Part #
<b>Handrail:</b> BR-500-
<b>Bracket:</b> BR-107-
<b>Return:</b> BRL-527- (Left/Right) BRR-527-
<b>Corner:</b> IOC-557- (In/Out)
<b>Splice:</b> SPL-500-

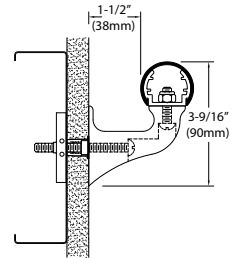
Bracket does not include hardware. Returns, corners & splicers include hardware.

### BR-1200-



Traditionally Designed 1-1/2" handrail for a good power grip. Provides function, durability and affordability with medium duty protection. Available in full color pallet and is a **prompt primary color**.

**Protection Level:** Medium



Part #
<b>Handrail:</b> BR-1200-
<b>Bracket:</b> BR-1206-
<b>Return:</b> BRL-1225- (Left/Right) BRR-1225-
<b>Corner:</b> IOC-1250- (In/Out)
<b>Splice:</b> SPL-1200-

Bracket does not include hardware. Returns, corners & splicers include hardware.

## Wall Guards

**MATERIAL:** Textured Vinyl with Aluminum Retainer

**LENGTHS:** 12 Ft.

**CLASS A FIRE RATED**

**Accessories:** Molded PVC end caps and outside corners are available.

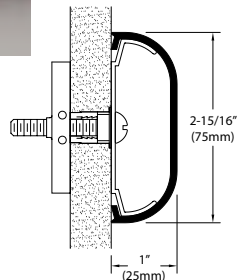
Select profiles offer an accent strip, continuous cushioned bumper and inside corner. Please inquire.

### WG-3-



Versatile wall guard can be used as a wainscot cap, chair rail or crash rail. Provides medium duty protection. Available in full color pallet.

**Protection Level:** Medium



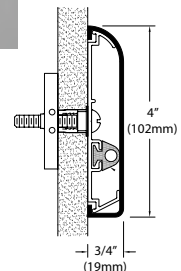
Part #
<b>Wall Guard:</b> WG-3-
<b>End Cap:</b> ETC-3-
<b>Corner:</b> OTC-3-

### WG-4-



Unique design lets this wall guard work as a chair rail or crash rail. Provides medium duty protection. Available in full color pallet and is a **prompt primary color**.

**Protection Level:** Medium



Part #
<b>Wall Guard:</b> WG-4-
<b>End Cap:</b> ECL-4- (Left/Right) ECR-4-
<b>Corner:</b> OTC-4-



## Wall Guards

**MATERIAL:** Textured Vinyl with Aluminum Retainer

**LENGTHS:** 12 Ft.

**CLASS A FIRE RATED**

**Accessories:** Molded PVC end caps and outside corners are available.

Select profiles offer an accent strip, continuous cushioned bumper and inside corner. Please inquire.

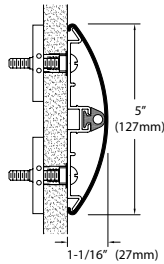
### WG-5-



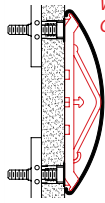
A Crescent® Series wall guard offers a fresh alternative to traditional rectangular designs. Provides medium to heavy duty protection. Available in the **Red-E-Clip** design for cost savings. Available in full color pallet.

**Protection Level:** Medium-Heavy

Part #
Wall Guard: <b>WG-5-</b>
End Cap: <b>ETC-5-</b>
Corner: <b>OTC-5-</b>
(In/Out) <b>ITC-5-</b>




### WG-5C- with Red-E-Clip Design



WG-5C comes with 10 Red-E-Clips per 12 ft. length. Clips priced separately if more are needed for installation.

Part #
Wall Guard: <b>WG-5C-</b>
End Cap: <b>ETC-5C-</b>
Corner: <b>OTC-5C-</b>
(In/Out) <b>ITC-5C-</b>
Red-E-Clip: <b>WG-5C-ASM</b>

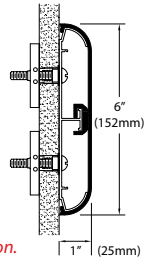
### WG-6-



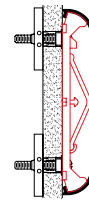
Wider designed wall gives greater protection. Works with the BR-500 handrail for a coordinated design. Provides medium to heavy duty protection. Available in the **Red-E-Clip** design for cost savings. Available in full color pallet and is a **prompt primary color**.

**Protection Level:** Medium-Heavy

Part #
Wall Guard: <b>WG-6-</b>
End Cap: <b>ETC-6-</b>
Corner: <b>OTC-6-</b>



### WG-6C- with Red-E-Clip Design



WG-6C comes with 10 Red-E-Clips per 12 ft. length. Clips priced separately if more are needed for installation.

Part #
Wall Guard: <b>WG-6C-</b>
End Cap: <b>ETC-6C-</b>
Corner: <b>OTC-6C-</b>
Red-E-Clip: <b>WG-6C-ASM</b>

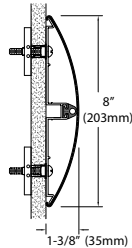
### WG-7-



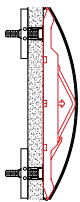
Widest Crescent® Series wall guard for maximum protection. Provides medium to heavy duty protection. Available in the **Red-E-Clip** design for cost savings. Available in full color pallet.

**Protection Level:** Medium-Heavy

Part #
Wall Guard: <b>WG-7-</b>
End Cap: <b>ETC-7-</b>
Corner: <b>OTC-7-</b>
(In/Out) <b>ITC-7-</b>



### WG-7C- with Red-E-Clip Design



WG-7C comes with 10 Red-E-Clips per 12 ft. length. Clips priced separately if more are needed for installation.

Part #
Wall Guard: <b>WG-7C-</b>
End Cap: <b>ETC-7C-</b>
Corner: <b>OTC-7C-</b>
(In/Out) <b>ITC-7C-</b>
Red-E-Clip: <b>WG-7C-ASM</b>

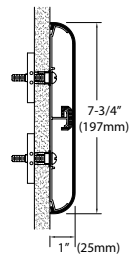
### WG-8-



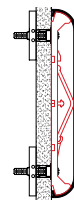
Most popular product for wide area applications. Provides heavy duty protection. Available in the **Red-E-Clip** design for cost savings. Available in full color pallet and is a **prompt primary color**.

**Protection Level:** Heavy

Part #
Wall Guard: <b>WG-8-</b>
End Cap: <b>ETC-8-</b>
Corner: <b>OTC-8-</b>



### WG-8C- with Red-E-Clip Design



WG-8C comes with 10 Red-E-Clips per 12 ft. length. Clips priced separately if more are needed for installation.

Part #
Wall Guard: <b>WG-8C-</b>
End Cap: <b>ETC-8C-</b>
Corner: <b>OTC-8C-</b>
Red-E-Clip: <b>WG-8C-ASM</b>

## Wall Guards: Accent Rails

FOR COLORS SEE PAGE B-58

**MATERIAL:** High Impact PVC Cover with Aluminum Retainer

**LENGTHS:** 12 Ft.

**CLASS A FIRE RATED**

Molded PVC end caps and outside corners are available. Suggested to mount to every other stud, approximately 32".

### EB-25-



Small simple rounded profile designed to protect walls, cashier stands or nurse stations. Provides medium duty protection. Available in full color pallet.

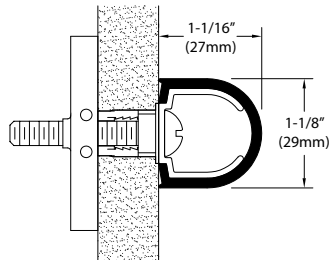
**Protection Level:** Medium

**Part #**

**Wall Guard:** EB-25-

**End Cap:** EB-26-

**Corner:** EB-27-



### EBR-30-



Low projection, versatile profile used as a chair rail, bumper rail or accent strip. Textured finish. Provides medium duty protection. Available in full color pallet.

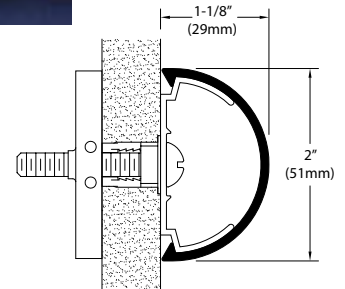
**Protection Level:** Medium

**Part #**

**Wall Guard:** EBR-30-

**End Cap:** EB-31-

**Corner:** EB-32-



## Wall Guards

**MATERIAL:** Clear Polycarbonate

**LENGTHS:** 8 Ft.

**UL 94 V-2 FLAMMABILITY**

Suggested to mount to every other stud, approximately 32".

### CR-3-, CR-4-



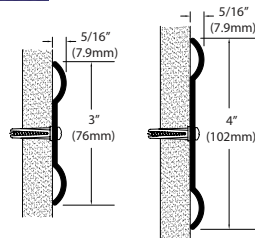
Clear polycarbonate rub rail melds with decor while offering complete protection. Provides medium duty protection.

**Protection Level:** Medium

**Part #** **Size**

**CR-3-132** 3" x 8 ft.

**CR-4-132** 4" x 8 ft.



## Molded Corner Bumper

**MATERIAL:** Molded Flexible Vinyl • 8" Corner

**CLASS A FIRE RATED**

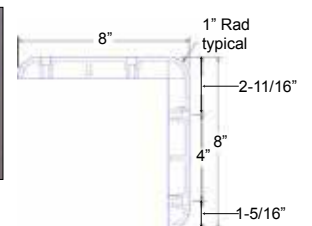
Good for low temperature environments. Excellent abrasion resistance. Not to be used where temperatures exceed 150°F.

Available in Black & Tan Only

### EB-8



**Smooth Finish**



7/16" dia. x 1/4" deep counter bore

1/4" dia. thru hole

8"

5/8" Rad.

1-5/16"

**Part #**

**EB-8-**

## Wall Coverings

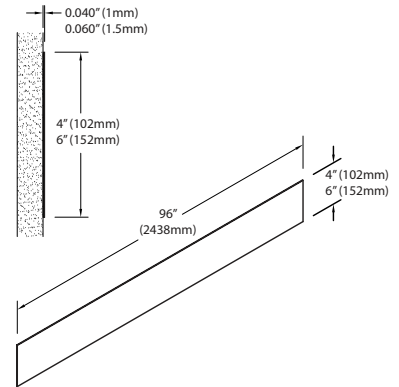
FOR COLORS SEE PAGE B-58

### CRU-44-, CRU-46- (0.040" Thickness) CRU-64-, CRU-66- (0.060" Thickness)



**MATERIAL:** High Impact Textured Rigid Vinyl  
**CLASS A FIRE RATED**

4" or 6" wide x 8 ft. length rub rail.  
Use as a contrast or companion  
to your wall protection or decor.  
Applied with double stick tape,  
construction adhesive or screws.  
Provides medium duty protection.  
Available in full color pallet.



**Protection Level:** Medium

UNDRILLED ready for installation with double sided  
tape, construction adhesive or drilling for screws.


Part #	Thickness	Size
CRU-44-	0.040"	4" W x 8 ft.
CRU-46-		6" W x 8 ft.

Part #	Thickness	Size
CRU-64-	0.060"	4" W x 8 ft.
CRU-66-		6" W x 8 ft.

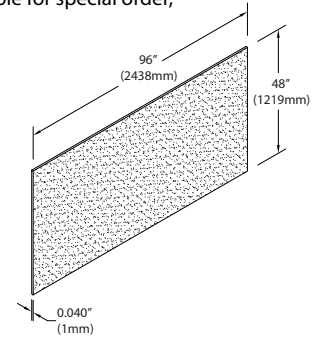
### WC-40-

**MATERIAL:** High Impact Textured Rigid Vinyl  
**LENGTHS:** 8 Ft.

**CLASS A FIRE RATED**



Wall covering panels for a broad range of applications. Wainscoting, backsplashes, full walls and back rooms can be protected. Works with all wall guards and corner guards to give a complete design for your job. Standard panels are 4 ft. x 8 ft. x 0.040" thick. A line of accessory moulding to finish your job available. Available in full color pallet. Other panel sizes and thickness are available for special order, please inquire.



Part #	Size	Case Quantity
WC-40-	4 ft x 8 ft.	20

Available in all 66 colors, no minimum.

## Accessory Mouldings for Wall Covering

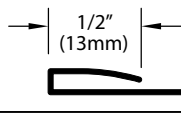
FOR COLORS SEE PAGE B-58

**MATERIAL:** Vinyl  
**LENGTHS:** 8 Ft.

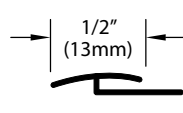
**CLASS A FIRE RATED**



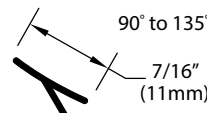
WC-98- Top Cap



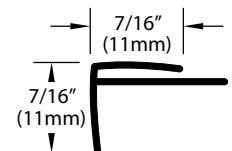
WC-99- Joint Corner



WC-100- Inside Corner



WC-101- Outside Corner



## Corner Guards

FOR COLORS SEE PAGE B-58

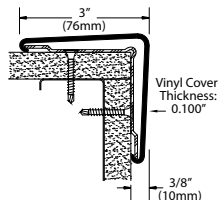
**MATERIAL:** Textured Vinyl Cover with Aluminum Retainer

**CLASS A FIRE RATING**

### CG-10-



90° surface mounted corner guard with 3" wings, is the widest protection of our vinyl covered aluminum corner guards giving maximum protection. Comes in 4 ft., 8 ft. or 9 ft. lengths. Tops caps are available for a finished look. Provides medium to heavy duty protection. Available in full color pallet and is a **prompt primary color**.



**Protection Level:** Medium-Heavy

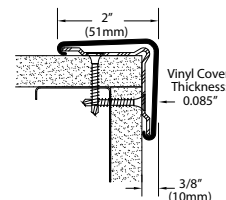
Part #	Length ^	Top Cap
CG-10-**-4	4 ft.	TC-10-**-
CG-10-**-8	8 ft.	
CG-10-**-9	9 ft.	

^ 10 Ft. & 12 Ft. lengths are available - please inquire

### CG-20-



90° surface mounted corner guard with 2" wings, is for areas with less traffic or to blend in easily with your decor. Comes in 4 ft., 8 ft. or 9 ft. lengths. Tops caps are available for a finished look. Provides medium to heavy duty protection. Available in full color pallet and is a **prompt primary color**.



**Protection Level:** Medium-Heavy

Part #	Length ^	Top Cap
CG-20-**-4	4 ft.	TC-20-**-
CG-20-**-8	8 ft.	
CG-20-**-9	9 ft.	

^ 10 Ft. & 12 Ft. lengths are available - please inquire

### CG-12-, CG-13-, CG-14-, CG-34-


**MATERIAL:** Textured Vinyl Cover, Available with or without Peel & Stick Adhesive

Drilled options available, *please inquire*

**CLASS A FIRE RATING**

**Protection Level:** Medium-Heavy

**Angle:** 90°



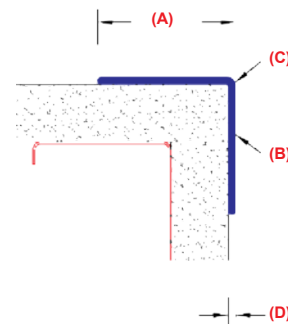
Rigid vinyl 90° corner guards come in wing widths from 3/4" to 4". Installed with either applied double sided adhesive tape, construction adhesive or mechanical fasteners. Very cost effective. Comes in 4 ft., 8 ft. or 12 ft. lengths. Provides medium duty protection. Available in full color pallet. **CG\*-12 is a prompt primary color**.

### WITH ADHESIVE

Part #	Length	Wing Dimension "A"	Vinyl Cover Thickness Dimension "B"	Radius Dimension "C"	Overall Projection Dimension "D"
CGT-34-**-4	4 ft.	3/4"	.080"	1/8"	.080"
CGT-34-**-8	8 ft.				
CGT-34-**-12	12 ft.				
CGT-12-**-4	4 ft.	1-1/2"	.080"	1/8"	.080"
CGT-12-**-8	8 ft.				
CGT-12-**-12	12 ft.				
CGT-13-**-4	4 ft.	3"	.093"	3/16"	.093"
CGT-13-**-8	8 ft.				
CGT-13-**-12	12 ft.				
CGT-14-**-4	4 ft.	4"	.093"	3/16"	.093"
CGT-14-**-8	8 ft.				
CGT-14-**-12	12 ft.				

### WITHOUT ADHESIVE

Part #	Length	Wing Dimension "A"	Vinyl Cover Thickness Dimension "B"	Radius Dimension "C"	Overall Projection Dimension "D"
CGU-34-**-4	4 ft.	3/4"	.080"	1/8"	.080"
CGU-34-**-8	8 ft.				
CGU-34-**-12	12 ft.				
CGU-12-**-4	4 ft.	1-1/2"	.080"	1/8"	.080"
CGU-12-**-8	8 ft.				
CGU-12-**-12	12 ft.				
CGU-13-**-4	4 ft.	3"	.093"	3/16"	.093"
CGU-13-**-8	8 ft.				
CGU-13-**-12	12 ft.				
CGU-14-**-4	4 ft.	4"	.093"	3/16"	.093"
CGU-14-**-8	8 ft.				
CGU-14-**-12	12 ft.				



## Clear Polycarbonate Corner Guard

**MATERIAL:** Clear Polycarbonate

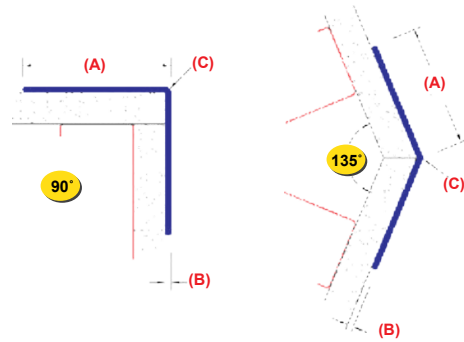
**UL 94 V-2 FLAMMABILITY**

The CG-16 is un-drilled and comes with brad nails.

All other profiles are drilled with countersunk holes and include #6 x 1" oval head sheet metal screws.

**Protection Level:** Medium

Clear polycarbonate corner guards come in wing widths from 3/4" to 3-1/2" and angles for every need. Installed with supplied mechanical fasteners, double sided adhesive tape or construction adhesive. Clear color allows your decor to show through. Tape option is available as special order. Comes in 4 ft. or 8 ft. lengths. Provides medium duty protection.



Part #	Length	Angle	Wing Dimension "A"	Cover Thickness Dimension "B"	Radius Dimension "C"
CG-16-132-	4 = 4 ft.	90°	3/4"	.050"	1/16"
*CG-17-132-			1-1/8"	.075"	1/8"
CG-24-132-			2"	.085"	1/8"
*CG-18-132-	8 = 8 ft.	90°	2-1/2"	.100"	1/8"
CG-25-132-			3"	.110"	1/8"
CG-19-132-		135°	2-1/2"	.100"	1/8"

**\* Standard Stocked Product**



## #4 Satin Finish 304 Grade Stainless Steel Corner Guard

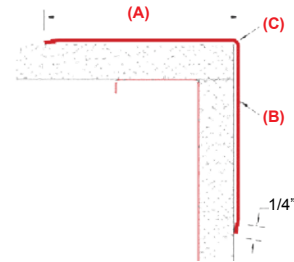
**CLASS A FIRE RATING**

**Ideal for lab and/or foot service environments!**

**Installs easily with adhesive** (*sold separately*). Drilled options available, *please inquire*.

**Protection Level:** Heavy

Stainless steel corner guards in 304 Stainless with #4 Satin finish. Comes in a variety of wing sizes from 1" to 3-1/2" with choice of corner radii and angles. Installed with construction adhesive or mechanical fasteners. Ends are tapered for close-hugging look when installed. Comes in 4 ft. or 8 ft. lengths. Provides heavy duty protection.



Part #	Length	Angle	Wing Dimension "A"	Vinyl Cover Thickness Dimension "B"	Radius Dimension "C"		
*CG-50-4	4 ft.	90°	3-1/2"	16 GA. (.059")	1/8"		
*CG-50-8	8 ft.		2"				
*CG-51-4	4 ft.						
*CG-51-8	8 ft.				1"		
CG-52-4	4 ft.						
CG-52-8	8 ft.						
CG-55-4	4 ft.	135°	3-1/2"	16 GA. (.059")	3/4"		
CG-55-8	8 ft.		3-1/2"		1/8"		
CG-60-4	4 ft.						
CG-60-8	8 ft.						
CG-65-4	4 ft.		135°		3-1/2"		3/4"
CG-65-8	8 ft.						

**\* Standard Stocked Product**





# Binning Strips

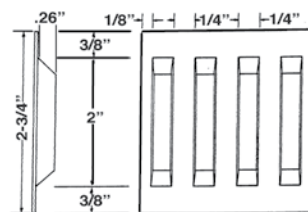

OUR BINNING STRIP MAKES IT EASY TO ADJUST SPACING & ACCOMMODATE YOUR NEEDS



**Material:** Ivory, White, Black & Clear Styrene

Versatile plastic band strip can be installed on counters, tables, cabinets, in drawers - anywhere. Accepts various types of dividers. Economical yet easily installed.

## STANDARD BINNING STRIP FOR 1/4" DIVIDER



### Part # Description

#### NO ADHESIVE

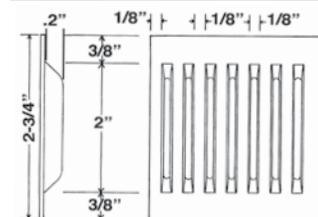

282-CL-48	48"-Clear
282-CL-60	60"-Clear
282-IV-48	48"-Ivory
282-IV-60	60"-Ivory
282-WH-48	48"-White
282-WH-60	60"-White
282-BK-60	60"-Black

#### WITH ADHESIVE

282A-CL-48	48"-Clear
282A-CL-60	60"-Clear
282A-IV-48	48"-Ivory
282A-IV-60	60"-Ivory
282A-WH-48	48"-White
282A-BK-48	48"-Black
282A-WH-60	60"-White
282A-BK-60	60"-Black



## STANDARD BINNING STRIP FOR 1/8" DIVIDER



### Part # Description

#### NO ADHESIVE

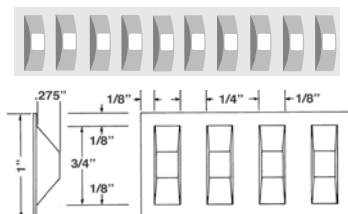
182-CL-60	60"-Clear
182-IV-60	60"-Ivory
182-WH-60	60"-White
182-BK-60	60"-Black

#### WITH ADHESIVE

182A-CL-60	60"-Clear
182A-IV-60	60"-Ivory
182A-WH-60	60"-White
182A-BK-60	60"-Black

## STANDARD BABY BINNING STRIP FOR 1/4" DIVIDER

Works independently of standard binning strip



### Part # Description

#### NO ADHESIVE

292-BK-60	60"-Black
292-CL-60	60"-Clear
292-IV-60	60"-Ivory
292-WH-60	60"-White

#### WITH ADHESIVE

292A-BK-60	60"-Black
292A-CL-60	60"-Clear
292A-IV-60	60"-Ivory
292A-WH-60	60"-White

## Bin Components

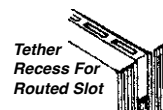


### A. Ratchet/Binning Strip

Ivory • 30" Lengths

Material: PE

Allows north & south division



### Part #

6510-30

### B. End Splicer For Ratchet Strip

Holds 1/4" Material

Material: Steel Nickel Plated  
Allows north & south division

### Part #

2123-30

### C. Ratchet Splicer For 1/4" Glass Shelf

ABC CLIP

Use at top or bottom of glass

Material: Steel Zinc Plated  
Allows east to west division

### Part #

2191-01