

Bar Pulls Series

Solid & Hollow 304 Grade Stainless Steel Pulls



Diameter: 1/2" • Projection: 13/16" • Finish: Brushed



CUSTOM SIZES AVAILABLE, PLEASE INQUIRE.



Solid

	Part #	Length	CC
A	PULL-20096-SS	5-3/8"	3-3/4"
B	PULL-20089-SS	5-7/8"	3-1/2"
C	PULL-200128-SS	6-3/4"	5"
D	PULL-200200-SS	7"	3-3/4"
E	PULL-200192-SS	9"	7-1/2"
F	PULL-200245-SS	9-5/8"	7"
G	PULL-200330-SS	13"	9-3/4"
H	PULL-200352-SS	15-7/16"	13-7/8"
I	PULL-200406-SS	16"	13"
J	PULL-200448-SS	19-5/16"	17-5/8"
K	PULL-200559-SS	22-1/16"	18-7/8"

Hollow

	Part #	Length	CC
A	PULL-HOL-20096-SS	5-3/8"	3-3/4"
B	PULL-HOL-20089-SS	5-7/8"	3-1/2"
C	PULL-HOL-200128-SS	6-3/4"	5"
F	PULL-HOL-200245-SS	9-5/8"	7"
H	PULL-HOL-200352-SS	15-7/16"	13-7/8"
I	PULL-HOL-200406-SS	16"	13"
J	PULL-HOL-200448-SS	19-5/16"	17-5/8"
K	PULL-HOL-200559-SS	22-1/16"	18-7/8"

8/32" x 1" Stainless Steel Screws Included

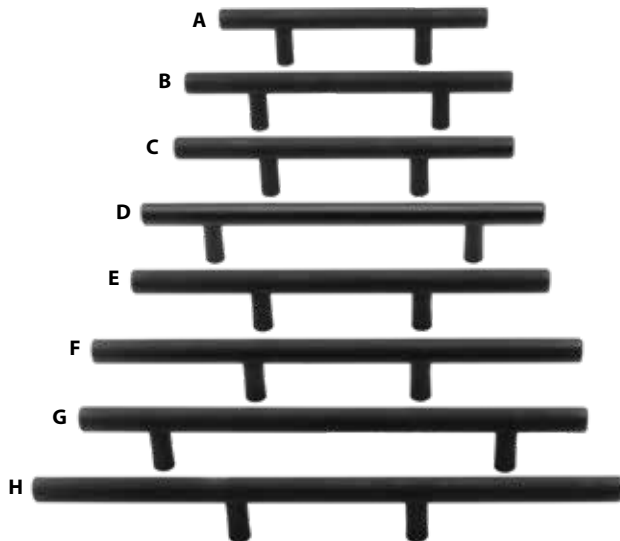
See page Q-23 for Drilling Template

Bar Pulls Series



Solid Steel Pulls


Diameter: 1/2" • Projection: 1-1/4" • Finish: Matte Black



	Part #	Length	CC
A	PULL-7030-MB	5-3/4"	3"
B	PULL-7096-MB	6-3/4"	3-3/4"
C	PULL-7031-MB	6-3/4"	3"
D	PULL-7128-MB	7-3/4"	5"
E	PULL-7032-MB	7-3/4"	3"
F	PULL-7033-MB	8-3/4"	3"
G	PULL-7060-MB	8-3/4"	6"
H	PULL-7034-MB	9-3/4"	3"

8/32" x 1" Screws Included

Diameter: 1/2" • Projection: 1-1/4" • Finish: Satin Chrome



	Part #	Length	CC
A	PULL-7030-SC	5-3/4"	3"
B	PULL-7096-SC	6-3/4"	3-3/4"
C	PULL-7031-SC	6-3/4"	3"
D	PULL-7128-SC	7-3/4"	5"
E	PULL-7032-SC	7-3/4"	3"
F	PULL-7033-SC	8-3/4"	3"
G	PULL-7060-SC	8-3/4"	6"
H^	PULL-7034-SC	9-3/4"	3"

^ SIMILAR IN STYLE, BUT ACTUAL SIZE IS NOT SHOWN.

8/32" x 1" Screws Included

Diameter: 1/2" • Projection: 1-1/4" • Finish: Oil-Rubbed Bronze



	Part #	Length	CC
A	PULL-U-7128-ORB	7-3/4"	5"
B	PULL-U-7096-ORB	6-3/4"	3-3/4"
C	PULL-U-7034-ORB	9-3/4"	3"
D	PULL-U-7033-ORB	8-3/4"	3"
E	PULL-U-7032-ORB	7-3/4"	3"
F	PULL-U-7031-ORB	6-3/4"	3"
G	PULL-U-7030-ORB	5-3/4"	3"
H^	PULL-U-7060-ORB	8-3/4"	6"

^ SIMILAR IN STYLE, BUT ACTUAL SIZE IS NOT SHOWN.

8/32" x 1" Screws Included


See page Q-23 for Drilling Template

It's time to update your look!

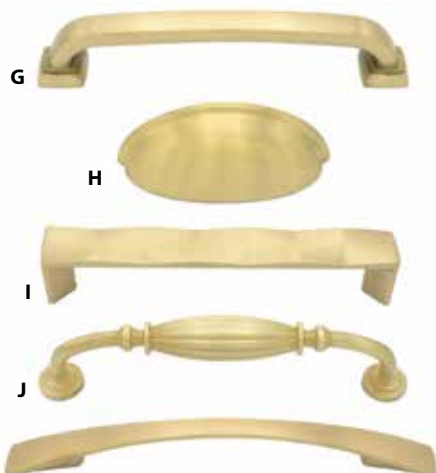


Solid Satin Brass Finish Knobs & Pulls

Material: Zinc



	Part #	Diameter
A	KNOB-U-322-SB	1-1/4" Sq.
B	KNOB-U-380-SB	1" Dia.
C	KNOB-U-406-SB	1-1/8" Sq.
D	KNOB-U-3910-SB	1-1/4" Dia.
E	KNOB-U-6971-SB	1-1/4" Dia.
F	KNOB-U-8228-SB	1-1/8" Sq.



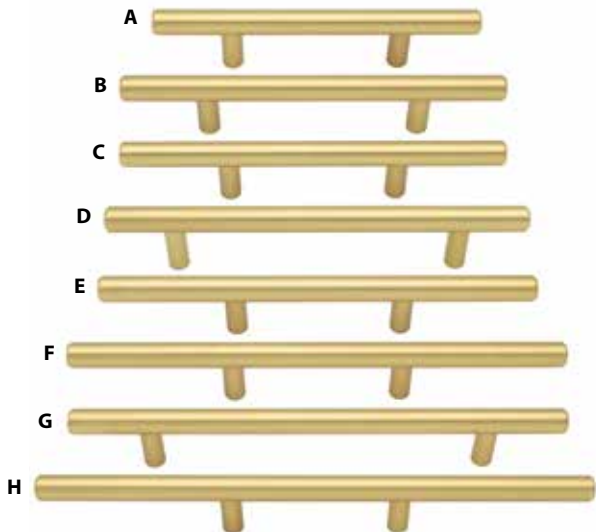
	Part #	Length	CC
G	PULL-U-1815-SB	5-3/4" OL	5"
H	PULL-U-246-SB	3-3/4" OL	3"
I	PULL-U-324-SB	5-1/4" OL	5"
J	PULL-U-6718-SB	5-3/4" OL	5"
K	PULL-U-82128-SB	6-3/4" OL	5"

8/32" x 1" Screws and 8/32" x 1-3/4" Breakaway Screws Included

Bar Pulls Series

Solid Steel Pulls

Diameter: 1/2" • **Projection:** 1-1/4" • **Finish:** Satin Brass



	Part #	Length	CC
A	PULL-7030-SB	5-3/4"	3"
B	PULL-7096-SB	6-3/4"	3-3/4"
C	PULL-7031-SB	6-3/4"	3"
D	PULL-7128-SB	7-3/4"	5"
E	PULL-7032-SB	7-3/4"	3"
F	PULL-7033-SB	8-3/4"	3"
G	PULL-7060-SB	8-3/4"	6"
H	PULL-7034-SB	9-3/4"	3"

8/32" x 1" Screws and 8/32" x 1-3/4" Breakaway Screws Included

See page Q-23 for Drilling Template

Bar Pulls Series



Hollow 304 Grade Stainless Steel Appliance Pulls

Diameter: 3/4" • **Projection:** 2-1/8" • **Finish:** Brushed



	Part #	Length	CC
A	PULL-APL-19406-SS	16"	12"
B	PULL-APL-19560-SS	22"	18"

M4 x 1" Screws Included

Solid 630 Marine Grade Stainless Steel Pulls

Diameter: 1/2" • **Projection:** 1-9/16" • **Finish:** Brushed



	Part #	Length	CC
A	PULL-630-1796-SS	6-1/4"	3-3/4"
B	PULL-630-17128-SS	7-1/2"	5-1/16"
C	PULL-630-17160-SS	8-3/16"	6-5/16"
D*	PULL-630-17192-SS	10-1/16"	7-9/16"
E	PULL-630-17320-SS	15-1/4"	12-5/8"

M4 x 2" Stainless Steel Breakaway Screws Included

* (Not pictured)

Solid Plastic Pulls

Diameter: 1/2" • **Projection:** 1-1/8"



THE LOOK OF REAL METAL!

	Part #	Finish	Length	CC
A	PULL-LM9996-SC	Satin Chrome	152mm	96mm
B	PULL-LM9996-CP	Chrome Plated	(6")	(3.78")
C	PULL-LM99128-SC	Satin Chrome	180mm	128mm
D	PULL-LM99128-CP	Chrome Plated	(7-1/8")	(5.04")
E	PULL-LM99160-SC	Satin Chrome	228mm	160mm
F	PULL-LM99160-CP	Chrome Plated	(9")	(6.30")
G	PULL-LM99192-SC	Satin Chrome	292mm	192mm
H	PULL-LM99192-CP	Chrome Plated	(11.5")	(7.56")

Self-Tapping Screws Included


See page Q-23 for Drilling Template

Modern Series

Solid Aluminum Pulls



A
Shown In:
Matte Aluminum



B
Shown In:
Polished Chrome




C
Shown In:
Brushed Nickel



D
Shown In:
Brushed Nickel



E
Shown In:
Brushed Nickel



F
Shown In:
Matte Aluminum




G
Shown In:
Brushed Nickel



H
Shown In:
Brushed Aluminum



I
Shown In:
Brushed Nickel



J
Shown In:
Brushed Nickel

	Part #	Finish	Length	CC	Width	Projection
A	PULL-21072-ALU	Matte Aluminum	114mm (4.47")	96mm (3.75")	11.48mm (.45")	30mm (1.19")
B	PULL-16196-ALU	Polished Chrome	122mm (4.81")	96mm (3.75")	10.67mm (.42")	26mm (1.02")
C	PULL-165128-ALU	Brushed Nickel	152mm (6.00")	128mm (5.00")	8.50mm (.32")	26.40mm (1.04")
	PULL-165192-ALU	Brushed Nickel	192mm (7.50")	160mm (6.30")	9.20mm (.36")	27mm (1.07")
D	PULL-165192-ALU	Brushed Nickel	223mm (8.78")	192mm (7.50")	10.40mm (.41")	28mm (1.10")
	PULL-948128-ALU	Brushed Nickel	136mm (5.36")	128mm (5.00")	19.46mm (.77")	30mm (1.19")
	PULL-948160-ALU	Brushed Nickel	172mm (6.78")	160mm (6.30")	19.46mm (.77")	30mm (1.19")
E	PULL-948192-ALU	Brushed Nickel	223mm (8.78")	192mm (7.50")	19.46mm (.77")	30mm (1.19")
	PULL-35696-ALU	Brushed Nickel	133mm (5.22")	96mm (3.75")	19.08mm (.75")	22mm (.87")
F	PULL-225128-ALU	Matte Aluminum	137mm (5.39")	128mm (5.00")	9.66mm (.38")	30mm (1.19")
G	PULL-415160-ALU	Brushed Nickel	174mm (6.84")	160mm (6.30")	26.50mm (1.04")	27mm (1.07")
H	PULL-425160-ALU	Brushed Aluminum	172mm (6.78")	160mm (6.30")	13.46mm (.53")	30mm (1.19")
I	PULL-429160-ALU	Brushed Nickel	172mm (6.78")	160mm (6.30")	15.90mm (.63")	34mm (1.34")
J	PULL-428160-ALU	Brushed Nickel	192mm (7.50")	160mm (6.30")	12.70mm (.50")	44mm (1.75")

8/32" x 1" Screws Included


See page Q-23 for Drilling Template

Modern Series

Solid Aluminum Knobs & Pulls




Projection: 3/4" (20mm) • **Diameter:** 9/16" (14mm) • **Finish:** Satin



	Part #	Length	CC
A	PLM-KB6480A-S	3-1/8"	2-1/16"
B	PLM-KB96120A-S	4-11/16"	3-3/4"
C	PLM-KB128150A-S	5-7/8"	5"
D	PLM-KB160190A-S	9-7/16"	6-5/16"
E	PLM-KB224254A-S	11-13/16"	8-13/16"

8/32" x 1" Screws Included


Projection: 11/16" (18mm) • **Finish:** Satin



	Part #	Length	CC
A	PLM-KCR6480A-S	3-1/8"	2-1/16"
B	PLM-KCR128150A-S	6-1/4"	5"
C	PLM-KCR160190A-S	7-3/4"	6-5/16"

8/32" x 1" Screws Included


Projection: 3/4" (20mm) • **Finish:** Satin



	Part #	Length	CC
	PLM-KL15160A-S	9-7/16"	6-5/16"

8/32" x 1" Screws Included

Projection: 11/16" (18mm) • **Finish:** Satin



	Part #	Length	CC
A	KNM-KL0929A-S	1-1/8"	N/A
B	PLM-KL2832A-S	2"	1-1/4"
C	PLM-KL2864A-S	3-1/8"	2-1/2"

8/32" x 1" Screws Included

Curved Aluminum Pulls

Projection: 1-1/4" • **Finish:** Satin




	Length	CC
PULL-LM95192-ALU	235mm (9.25")	192mm (7.56")

8/32" x 1" Screws Included

Rippled Aluminum Pulls

Projection: 1" • **Finish:** Satin



	Part #	Length	CC
A	PULL-LM3732-ALU	44mm (1.73")	32mm (1.26")
B	PULL-LM3764-ALU	76mm (3.00")	64mm (2.52")
C	PULL-LM3796-ALU	108mm (4.25")	96mm (3.78")
D	PULL-LM37128-ALU	140mm (5.50")	128mm (5.04")

8/32" x 1" Screws Included

See page Q-23 for Drilling Template

Modern Series

Zinc Cup Pulls

Projection: 1" (25mm) • **Length:** 4-3/4" • **CC:** 3"



Part #	Finish
A PLM-KC325C-ORB	Oil-Rubbed Bronze
B PLM-KC325C-BN	Brushed Nickel
C PLM-KC325C-MC	Matte Chrome
D PLM-KC325C-PC	Polished Chrome
E PLM-KC325C-BK	Black

8/32" x 1" Screws Included

Solid Plastic Pulls

Projection: 3/4" • **Length:** 115mm (4.53") • **CC:** 96mm (3.78")



Part #	Finish
PULL-LM1196-SC	Satin Chrome
PULL-LM1196-CP	Chrome Plated

Self-Tapping Screws Included

Solid 304 Grade Stainless Steel Knobs

Finish: Brushed



Part #	Projection	Diameter
A KNOB-15830-SS	1-1/4"	1.20"
B KNOB-12625-SS	1-3/16"	1"
C KNOB-12618-SS	7/8"	0.70"
D KNOB-16425-SS	1-1/4"	1"
E KNOB-16418-SS	7/8"	0.70"

M4 x 1" Screws Included

Contemporary & Sleek Solid Steel Pulls

Projection: 1-1/4" • **Finish:** Satin

Length: 5.12" • **CC:** 5"



Part #	Finish
PULL-LM504-BK	Black

8/32" x 1" Screws Included

Projection: 1-1/4" • **Finish:** Polished Chrome



Back View

Part #	Length	CC
PULL-LM520-PC	2.75"	1.25"

8/32" x 1" Screws Included

Projection: 3/4" • **Finish:** Matte Chrome



Part #	Length	CC
PULL-LM530-MC	4.38"	3.90"

8/32" x 1" Screws Included

See page Q-23 for Drilling Template

Customized Pulls

MAKE YOUR OWN!



Hollow 201 Grade Stainless Steel Pulls w/ Zamak Legs

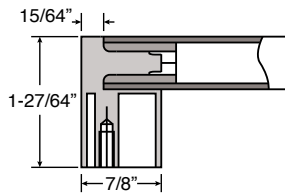
Diameter: 14mm (.55") • **Projection:** 36mm (1.42")

Finish: Brushed Stainless Steel Tube w/Brushed Nickel Feet



Brushed Nickel Feet



Brushed Stainless Steel Hollow Tube



Length: 23"
Diameter: 14mm (.55")
PULL-DMZ-TUBE

8/32" x 1" Screws Included

EASY TO CREATE!




Grab Rail Series



Solid Aluminum Pulls

Diameter: 11/16" • **Projection:** 1-1/2" • **Finish:** Clear Anodized



Part #	Length	CC
PULL-J1796-ALU	5-1/4"	3-3/4"
PULL-J17128-ALU	6-5/8"	5-1/16"
PULL-J17160-ALU	7-13/16"	6-5/16"
PULL-J17320-ALU	14-1/4"	12-5/8"

M4 x 1" Screws Included

Solid Aluminum Rail Collection

Diameter: 1/2" • **Projection:** 1-1/4" • **Finish:** Clear Anodized



	Part #	Length	CC
A	PULL-LM51128-ALU	150mm (5.91")	128mm (5.04")
B	PULL-LM51152-ALU	174mm (6.85")	152mm (5.98")
C	PULL-LM51192-ALU	214mm (8.43")	192mm (7.56")
D	PULL-LM51292-ALU	314mm (12.36")	292mm (11.50")
E	PULL-LM51392-ALU	414mm (16.30")	392mm (15.43")
F	PULL-LM51492-ALU	514mm (20.24")	492mm (19.37")
G	PULL-LM51592-ALU	614mm (24.17")	592mm (23.31")
H	PULL-LM51792-ALU	814mm (32.05")	2x393mm (2x15.50")

M4 x 1" Screws Included

Hollow 201 Grade Stainless Steel Pulls w/ Zamak Legs

Diameter: 14mm (.55") • **Projection:** 36mm (1.42") • **Finish:** Brushed Stainless Steel Tube w/Brushed Nickel Feet



Part #	Length	CC
PULL-DMZ128-SS	142mm (5.59")	128mm (5.00")
PULL-DMZ160-SS	174mm (6.85")	160mm (6.30")
PULL-DMZ192-SS	206mm (8.11")	192mm (7.56")
PULL-DMZ224-SS	238mm (9.37")	224mm (8.82")

8/32" x 1" Screws Included



See page Q-23 for Drilling Template

Modern Series

Leather Collection




GENUINE LEATHER WITH ZAMAK

Overall Width: 1" • Strap Width: 13/16" • Finish: Matte Chrome w/Brown Strap



A



B



C



D



E



F



G

	Part #	Length	CC	Projection
A	PLM-JL160179Z-BR	7-7/16"	160mm (6-5/16")	1-1/2"
B	PLM-JL128165Z-BR	6-1/2"	128mm (5-1/16")	1"
C	KNM-JL2050Z-BR	2"	N/A	7/8"
D	KNM-JL2884Z-BR [^]	3-5/16"	N/A	3/8"
E	KNM-JL2057Z-BR	2-1/4"	N/A	9/16"
F	PLM-JL96111Z-BR	4-3/8"	96mm (3-3/4")	9/16"
G	PLM-JL128142Z-BR	5-5/8"	128mm (5-1/16")	9/16"

[^] 1-1/8" Width

M4 x 2" Breakaway Screws Included

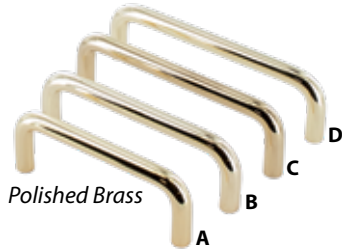
See page Q-23 for Drilling Template

Modern Series




Solid Steel Wire Pulls


Diameter: 8mm • **Projection:** 1-1/4"




Polished Brass




Polished Chrome




Matte Chrome



Brushed Nickel



Oil-Rubbed Bronze




Black

Part#	Finish	Length	CC
A 20/3-PB	Polished Brass	3.31"	3"
B 20/35-PB	Polished Brass	3.82"	3-1/2"
C 20/38-PB	Polished Brass	4.09"	3-3/4"
D 20/4-PB	Polished Brass	4.33"	4"
E 20/3-PC	Polished Chrome	3.31"	3"
F 20/35-PC	Polished Chrome	3.82"	3-1/2"
G 20/38-PC	Polished Chrome	4.09"	3-3/4"
H 20/4-PC	Polished Chrome	4.33"	4"
I 20/3-MC	Matte Chrome	3.31"	3"
J 20/35-MC	Matte Chrome	3.82"	3-1/2"
K 20/38-MC	Matte Chrome	4.09"	3-3/4"
L 20/4-MC	Matte Chrome	4.33"	4"
M 20/3-BN	Brushed Nickel	3.31"	3"
N 20/35-BN	Brushed Nickel	3.82"	3-1/2"
O 20/38-BN	Brushed Nickel	4.09"	3-3/4"
P 20/4-BN	Brushed Nickel	4.33"	4"
Q 20/3-ORB	Oil-Rubbed Bronze	3.31"	3"
R 20/35-ORB	Oil-Rubbed Bronze	3.82"	3-1/2"
S 20/38-ORB	Oil-Rubbed Bronze	4.09"	3-3/4"
T 20/4-ORB	Oil-Rubbed Bronze	4.33"	4"
U 20/3-BK	Black	3.31"	3"
V 20/35-BK	Black	3.82"	3-1/2"
W 20/38-BK	Black	4.09"	3-3/4"
X 20/4-BK	Black	4.33"	4"

8/32" x 1" Screws Included

Solid 304 Grade Stainless Steel Wire Pulls

Diameter: 10mm • **Projection:** 1-3/8" • **Finish:** Brushed




Part #	Length	CC
A PULL-13196-SS	4-3/16"(106mm)	3-3/4"(96mm)
B PULL-131128-SS	5-1/2"(138mm)	5"(128mm)
C PULL-131192-SS	8"(202mm)	7-1/2"(192mm)
D PULL-131288-SS	11-3/4"(298mm)	11-3/8"(288mm)

8/32" x 1" Stainless Steel Screws Included

Solid 304 Grade Stainless Steel Bow Pulls

Diameter: 10mm • **Projection:** 1-3/8" • **Finish:** Brushed



Part #	Length	CC
A PULL-16396-SS	4-1/2"(115mm)	3-3/4"(96mm)
B PULL-163128-SS	5-7/8"(148mm)	5"(128mm)
C PULL-163192-SS	9"(228mm)	7-1/2"(192mm)
D PULL-163256-SS	15-1/2"(392mm)	10"(256mm)
E PULL-163352-SS	14"(356mm)	13-7/8"(352mm)

8/32" x 1" Stainless Steel Screws Included

See page Q-23 for Drilling Template

Traditional Series: Solid Pulls



PLT-KP96127C

Material: Zinc • **Projection:** 1"



	Part #	Finish	Size
A	PLT-KP96127C-ORB	Oil-Rubbed Bronze	OL: 5" CC: 3-3/4"
B	PLT-KP96127C-BN	Brushed Nickel	
C	PLT-KP96127C-MC	Matte Chrome	
D	PLT-KP96127C-PC	Polished Chrome	
E	PLT-KP96127C-BK	Black	

8/32" x 1" Screws Included

PLT-KE76129C

Material: Zinc • **Projection:** 1"



	Part #	Finish	Size
A	PLT-KE76129C-ORB	Oil-Rubbed Bronze	OL: 5-1/16" CC: 3"
B	PLT-KE76129C-BN	Brushed Nickel	
C	PLT-KE76129C-MC	Matte Chrome	
D	PLT-KE76129C-PC	Polished Chrome	
E	PLT-KE76129C-BK	Black	

8/32" x 1" Screws Included

See page Q-23 for Drilling Template

Traditional Series: Solid Pulls



PLT-KE76145C

Material: Zinc • Projection: 7/8"



	Part #	Finish	Size
A	PLT-KE76145C-ORB	Oil-Rubbed Bronze	OL: 5-11/16"
B	PLT-KE76145C-BN	Brushed Nickel	
C	PLT-KE76145C-MC	Matte Chrome	CC: 3"
D	PLT-KE76145C-PC	Polished Chrome	
E	PLT-KE76145C-BK	Black	

8/32" x 1" Screws Included

PLT-KP76132C

Material: Zinc • Projection: 1"



	Part #	Finish	Size
A	PLT-KP76132C-ORB	Oil-Rubbed Bronze	OL: 5-3/16"
B	PLT-KP76132C-BN	Brushed Nickel	
C	PLT-KP76132C-MC	Matte Chrome	CC: 3"
D	PLT-KP76132C-PC	Polished Chrome	
E	PLT-KP76132C-BK	Black	

8/32" x 1" Screws Included

PLT-KD76124C

Material: Zinc • Projection: 7/8"



	Part #	Finish	Size
A	PLT-KD76124C-AP	Antique Pewter	OL: 4-7/8"
B	PLT-KD76124C-AB	Antique Brass	
C	PLT-KD76124C-AI	Antique Iron	CC: 3"
D	PLT-KD76124C-MN	Matte Nickel	

8/32" x 1" Screws Included

See page Q-23 for Drilling Template

Traditional Series: Solid Knobs



KNT-KE3123C

Material: Zinc • **Projection:** 7/8"



	Part #	Finish	Diameter
A	KNT-KE3123C-ORB	Oil-Rubbed Bronze	1-1/4"
B	KNT-KE3123C-BN	Brushed Nickel	
C	KNT-KE3123C-MC	Matte Chrome	
D	KNT-KE3123C-PC	Polished Chrome	
E	KNT-KE3123C-BK	Black	

8/32" x 1" Screws Included

KNT-KP2927C

Material: Zinc • **Projection:** 1-1/16"



	Part #	Finish	Diameter
A	KNT-KP2927C-ORB	Oil-Rubbed Bronze	1-1/8"
B	KNT-KP2927C-BN	Brushed Nickel	
C	KNT-KP2927C-MC	Matte Chrome	
D	KNT-KP2927C-PC	Polished Chrome	
E	KNT-KP2927C-BK	Black	

8/32" x 1" Screws Included

See page Q-23 for Drilling Template

Traditional Series: Solid Knobs



PLT-KD3427C

Material: Zinc • **Projection:** 1-1/16"



	Part #	Finish	Diameter
A	KNT-KD3427C-ORB	Oil-Rubbed Bronze	1-5/16"
B	KNT-KD3427C-BN	Brushed Nickel	
C	KNT-KD3427C-MC	Matte Chrome	
D	KNT-KD3427C-PC	Polished Chrome	
E	KNT-KD3427C-BK	Black	

8/32" x 1" Screws Included

PLT-KD3525C

Material: Zinc • **Projection:** 1"




	Part #	Finish	Diameter
A	KNT-KD3525C-ORB	Oil-Rubbed Bronze	1-3/8"
B	KNT-KD3525C-AP	Antique Pewter	
C	KNT-KD3525C-AB	Antique Brass	
D	KNT-KD3525C-AI	Antique Iron	
E	KNT-KD3525C-MN	Matte Nickel	

8/32" x 1" Screws Included

PLT-KS3222C

Material: Zinc • **Projection:** 7/8"



	Part #	Finish	Size
A	KNT-KS3222C-ORB	Oil-Rubbed Bronze	1-1/4" x 1-1/4"
B	KNT-KS3222C-AP	Antique Pewter	
C	KNT-KS3222C-AB	Antique Brass	
D	KNT-KS3222C-AI	Antique Iron	
E	KNT-KS3222C-MN	Matte Nickel	

8/32" x 1" Screws Included


See page Q-23 for Drilling Template

Solid Knobs & Pulls

Material: Zinc Diecast



Part #	Finish	Projection	Size
A KNOB-U-3062-SI	Swedish Iron		
B KNOB-U-3062-ORB	Oil-Rubbed Bronze	1.04"	<i>Dia:</i> 1-1/4"
C KNOB-U-3062-AC	Antique Copper		
D PULL-U-3063-SI	Swedish Iron		<i>OL:</i> 4-3/4"
E PULL-U-3063-ORB	Oil-Rubbed Bronze	.75"	<i>CC:</i> 3"
F PULL-U-3063-SN	Satin Nickel		



Part #	Finish	Projection	Size
G KNOB-U-556-SI	Swedish Iron	1.27"	<i>Dia:</i> 2-1/2"
H KNOB-U-556-AC	Antique Copper		
I PULL-U-555-AC	Antique Copper	1.16"	<i>OL:</i> 7-1/2"
J PULL-U-555-MB	Matt Black		<i>CC:</i> 5"



Part #	Finish	Projection	Size
K KNOB-U-6899-SI	Swedish Iron	1.00"	<i>Dia:</i> 1-1/4"
L PULL-U-6890-SI	Swedish Iron		
M PULL-U-6890-ORB	Oil-Rubbed Bronze	.90"	<i>OL:</i> 5-3/4"
N PULL-U-6890-AC	Antique Copper		<i>CC:</i> 3"
O PULL-U-6890-SN	Satin Nickel		



Part #	Finish	Projection	Size
P KNOB-U-749-MB	Matte Black	1.42"	2-1/4" Long
Q PULL-U-750-MB	Matte Black	1.20"	<i>OL:</i> 7-1/2" <i>CC:</i> 6.6"



Part #	Finish	Projection	Size
U PULL-U-953-SI	Swedish Iron	1.05"	<i>OL:</i> 3-1/2"
V PULL-U-953-AE	Antique English Brass		<i>CC:</i> 3"



Part #	Finish	Projection	Overall Length	CC
R KNOB-U-7200-SI	Swedish Iron	1.40"	2-1/2"	-
S KNOB-U-7200-AC	Antique Copper	1.40"	2-1/2"	-
T PULL-U-7230-AC	Antique Copper	1.40"	3-1/4"	3"

8/32" x 1" Screws Included

See page Q-23 for Drilling Template

Solid Knobs & Pulls



Material: Zinc Diecast

Part #	Finish	Projection	Overall Length	CC
A KNOB-U-480-SN	Satin Nickel	1.29"	1-1/4" Dia.	-
B PULL-U-420-SN	Satin Nickel	1.14"	3-1/2"	3"
C PULL-U-410-SN	Satin Nickel	1.49"	3-1/2"	3"
D PULL-U-420-SI	Swedish Iron	1.14"	3-1/2"	3"
E KNOB-U-480-ORB	Oil-Rubbed Bronze	1.29"	1-1/4" Dia.	-
F PULL-U-410-ORB	Oil-Rubbed Bronze	1.49"	3-1/2"	3"
G KNOB-U-480-AC	Antique Copper	1.29"	1-1/4" Dia.	-
H PULL-U-410-AC	Antique Copper	1.49"	3-1/2"	3"



Part #	Projection	Overall Length	CC
I PULL-U-6760-ORB	.99"	5"	3-3/4"
J KNOB-U-6102-ORB	1.10"	1-1/4" Dia.	-
K PULL-U-6114-ORB	1.23"	3-3/4"	3"
L KNOB-U-6117-ORB	1.03"	1-1/4" Dia.	-
M PULL-U-6116-ORB	.95"	3-1/4"	3"

while supplies last!

Part #	Projection	Diameter	CC
N KNOB-142-SP	.94"	1-1/8" Dia.	-
O KNOB-144-SP	1.00"	1-1/4" Dia.	-
P PULL-060-SP	1.12"	-	3"
Q PULL-259-SP	.96"	-	3"
R PULL-433-SP	.96"	-	3"
S PULL-625-SP	.97"	-	3"



8/32" x 1" Screws Included

See page Q-23 for Drilling Template

Solid Knobs & Pulls



Material: Zinc Diecast



Part #	Finish	Projection	Overall Length	CC
A KNOB-U-480-SN	Satin Nickel	1.14"	1-1/4" Dia.	-
B KNOB-U-480-ORB	Oil-Rubbed Bronze	1.14"	1-1/4" Dia.	-
C PULL-U-470-SI	Swedish Iron	1.14"	3-1/2"	3"
D PULL-U-450-SI	Swedish Iron	1.06"	3-1/2"	3"
E PULL-U-470-PB	Polished Brass	1.14"	3-1/2"	3"
F PULL-U-450-AE	Antique English Brass	1.06"	3-1/2"	3"
G PULL-U-450-SN	Satin Nickel	1.06"	3-1/2"	3"
H PULL-U-470-ORB	Oil-Rubbed Bronze	1.14"	3-1/2"	3"
I PULL-U-450-ORB	Oil-Rubbed Bronze	1.06"	3-1/2"	3"
J KNOB-U-460-SN	Satin Nickel	1.09"	1-1/4" Dia.	-
K KNOB-U-460-ORB	Oil-Rubbed Bronze	1.09"	1-1/4" Dia.	-

8/32" x 1" Screws Included

Solid Mushroom Knob



Material: Zinc Diecast • **Finish:** Satin Chrome

Part #	Projection	Size
D585-SC	1.93"	Dia: 1-1/4"


8/32" x 1" Screws Included

See page Q-23 for Drilling Template

Solid Knobs & Pulls



Material: Zinc Diecast • Finish: Satin Nickel



Part #	Projection	Overall Length	CC
A PULL-U-557-SN	1.05"	5-1/2"	5"
B PULL-U-6622-SN	1.06"	4-1/4"	3-3/4"
C KNOB-U-6625-SN	.78"	1" Dia.	-

Part #	Projection	Overall Length	CC
D PULL-U-5046-SN	1.04"	5-3/8"	3-3/4"
E KNOB-U-5682-SN	1.07"	3-1/4" Long	-
F PULL-U-5112-SN	1.10"	5-1/4"	3-3/4"
G KNOB-U-6144-SN	1.00"	1-1/4" Dia.	-

Part #	Projection	Overall Length	CC
H PULL-U-6954R-SN	.89"	5-3/4"	3"
I PULL-U-3308-SN	1.09"	4-1/2"	3"
J PULL-U-6114-SN	1.23"	3-3/4"	3"
K PULL-U-6116-SN	.95"	3-1/4"	3"
L KNOB-U-6971-SN	.97"	1-1/4" Dia.	-
M KNOB-U-6102-SN	1.10"	1-1/4" Dia.	-
N KNOB-U-6117R-SN	1.03"	1-1/4" Dia.	-



8/32" x 1" Screws Included

See page Q-23 for Drilling Template

Solid Knobs & Pulls



Material: Zinc Diecast • **Finish:** Weathered English Nickel

	Part #	Projection	Overall Length	CC
A	KNOB-U-6971-WEN	.97"	1-1/4" Dia.	-
B	KNOB-U-6464R-WEN	1.09"	1-1/4" Dia.	-
C	PULL-U-6954R-WEN	.89"	5-3/4"	3"
D	PULL-U-3131-WEN	.90"	5-1/2"	3"



	Part #	Projection	Overall Length	CC
E	KNOB-U-6102-WEN	1.10"	1-1/4" Dia.	-
F	PULL-U-420-WEN	1.14"	3-1/2"	3"
G	PULL-U-450-WEN	1.06"	3-1/2"	3"
H	PULL-U-470-WEN	1.14"	3-1/2"	3"
I	PULL-U-953-WEN	1.14"	3-1/2"	3"

8/32" x 1" Screws Included


See page Q-23 for Drilling Template

Birdcage Series: Solid Knobs & Pulls



Material: Solid Steel

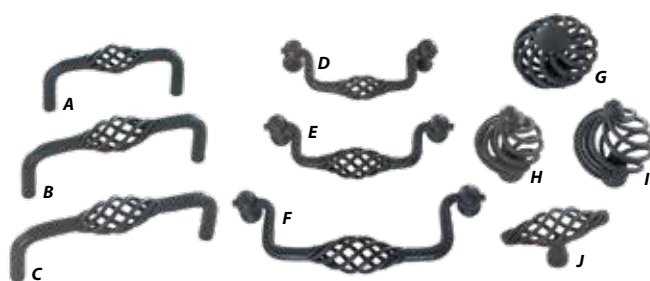
Antique Brass



	Part #	Projection	Diameter	CC
A	PULL-5708-AB	1.47"	-	3"
B	PULL-5710-AB	1.60"	-	3-1/2"
C	PULL-720-AB	1.60"	-	3-3/4"
D [^]	PULL-719-AB	1.60"	-	5-1/8"
E	PULL-5712-AB	.83"	-	3-1/2"
F	PULL-722-AB	.83"	-	4"
F [^]	PULL-717-AB	.91"	-	5-1/2"
G	KNOB-759-AB	1.53"	1-7/8"	-
H	KNOB-757-AB	2.07"	1-3/8"	-
I	KNOB-756-AB	2.36"	1-7/8"	-
J [^]	KNOB-736-AB	1.22"	1-3/4"	-

[^] SIMILAR IN STYLE, BUT ACTUAL SIZE IS NOT SHOWN.

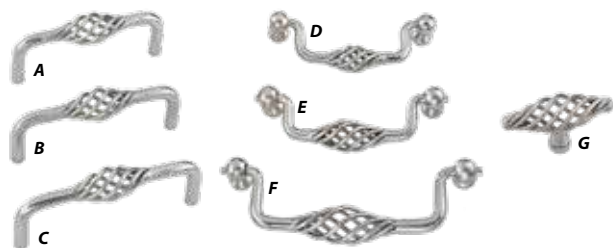
Matte Black



	Part #	Projection	Diameter	CC
A	PULL-5736-BLK	1.47"	-	3"
B	PULL-5738-BLK	1.60"	-	3-3/4"
C	PULL-5739-BLK	1.60"	-	4"
C [^]	PULL-719-BLK	1.60"	-	5-1/8"
D	PULL-5740-BLK	.83"	-	3-1/2"
E	PULL-5741-BLK	.83"	-	4"
F	PULL-5742-BLK	.91"	-	5-1/2"
G	KNOB-4923-BLK	1.53"	1-7/8"	-
H	KNOB-4925-BLK	2.07"	1-3/8"	-
I	KNOB-4924-BLK	2.36"	1-7/8"	-
J	KNOB-4919-BLK	1.39"	2-3/8"	-
J [^]	KNOB-736-BLK	1.22"	1-3/4"	-

[^] SIMILAR IN STYLE, BUT ACTUAL SIZE IS NOT SHOWN.


Satin Nickel



	Part #	Projection	Diameter	CC
A	PULL-5724-SN	1.60"	-	3-1/2"
B	PULL-5725-SN	1.60"	-	3-3/4"
C	PULL-719-SN	1.60"	-	5-1/8"
D	PULL-5727-SN	.83"	-	3-1/2"
E	PULL-5728-SN	.83"	-	4"
F	PULL-5743-SN	.91"	-	5-1/2"
G	KNOB-4912-SN	1.39"	2-3/8"	-
G [^]	KNOB-736-SN	1.22"	1-3/4"	-

[^] SIMILAR IN STYLE, BUT ACTUAL SIZE IS NOT SHOWN.

Antique Pewter



	Part #	Projection	Diameter	CC
A	PULL-5709-AP	1.60"	-	3-1/2"
B	PULL-718-AP	1.60"	-	3-3/4"
C	PULL-719-AP	1.60"	-	5-1/8"
D	PULL-5711-AP	.83"	-	3-1/2"
E	PULL-716-AP	.83"	-	4"
F	PULL-717-AP	.91"	-	5-1/2"
G	KNOB-734-AP	2.07"	1-3/8"	-
H	KNOB-735-AP	2.36"	1-7/8"	-
I	KNOB-736-AP	1.22"	1-3/4"	-
J	KNOB-730-AP	1.39"	2-3/8"	-

8/32" x 1" Screws Included

See page Q-23 for Drilling Template


Perfect Mounting Template

For Cabinet Doors & Drawers



Material: Clear PVC

Use For Standard Pulls: 32mm - 160mm (1.25" - 6.30")




- Easy mounting of virtually all types of cabinet hardware
- Works on both sides
- Vertical or Horizontal
- 3/16" Drill Bit & Instructions included



PM-TEMP

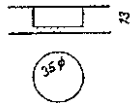
Recessed Pulls



Part#	Depth	Overall Size	Material	Mounting Hardware
A PULL-LM524-PC	0.45"	1.47"H x 3.39"W	Steel	#8 Self Tapping Screw (Not Included)
B PULL-LM550-SN	0.45"	1.47"H x 3.39"W	Steel	#8 Self Tapping Screw (Not Included)
C PULL-LM542-BK	0.50"	1.56"H x 3.13"W	ABS	#8 Self Tapping Screw (Not Included)

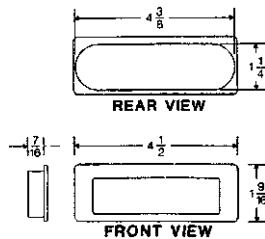
PACKED 100 PIECES PER CARTON

Plastic Recessed Pulls



with Metal Face

Part #	Depth	Overall Size	Material	Mounting Hardware
143	0.54"	1-3/4" x 1-3/4"	Nylon & Metal	Press Fit (No Screws Needed)
143A	0.54"	1-3/4" x 1-3/4"	Nylon & Metal	Press Fit (No Screws Needed)




Part #	CC	Depth	Overall Size	Material	Mounting Hardware
370-BK	3-3/4"	7/16"	4-1/2" x 1-9/16"	Nylon	#6 Self Tapping Screw (Not Included)



Overall: 4-7/16"
Center: 3-3/4"
Distance Cutout: 4-1/8" x 1"

Part #	CC	Depth	Overall Size	Material	Mounting Hardware
144-BK	3-3/4"	0.44"	4-7/16" x 1-3/16"	ABS	#8 Self Tapping Screw (Not Included)
144-BR	3-3/4"	0.44"	4-7/16" x 1-3/16"	ABS	#8 Self Tapping Screw (Not Included)
144-AL	3-3/4"	0.44"	4-7/16" x 1-3/16"	ABS	#8 Self Tapping Screw (Not Included)
144-DG	3-3/4"	0.44"	4-7/16" x 1-3/16"	ABS	#8 Self Tapping Screw (Not Included)
144-CH	3-3/4"	0.44"	4-7/16" x 1-3/16"	ABS	#8 Self Tapping Screw (Not Included)

Steel Finger Pulls



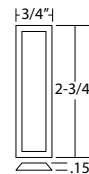
Part#	Depth	Overall Size	Material	Mounting Hardware
PULL-LM02S-PC	0.23"	1" Dia.	Steel	Press Fit (No Screws Needed)
A PULL-LM02M-PC	0.32"	1-3/4" Dia.	Steel	Press Fit (No Screws Needed)
PULL-LM02L-PC	0.32"	2-1/8" Dia.	Steel	Press Fit (No Screws Needed)
PULL-LM02S-SC	0.23"	1" Dia.	Steel	Press Fit (No Screws Needed)
B PULL-LM02M-SC	0.32"	1-3/4" Dia.	Steel	Press Fit (No Screws Needed)
PULL-LM02L-SC	0.32"	2-1/8" Dia.	Steel	Press Fit (No Screws Needed)
PULL-LM02S-AB	0.23"	1" Dia.	Steel	Press Fit (No Screws Needed)
C PULL-LM02M-AB	0.32"	1-3/4" Dia.	Steel	Press Fit (No Screws Needed)
PULL-LM02L-AB	0.32"	2-1/8" Dia.	Steel	Press Fit (No Screws Needed)
PULL-LM02S-BK	0.23"	1" Dia.	Steel	Press Fit (No Screws Needed)
D PULL-LM02M-BK	0.32"	1-3/4" Dia.	Steel	Press Fit (No Screws Needed)
PULL-LM02L-BK	0.32"	2-1/8" Dia.	Steel	Press Fit (No Screws Needed)

PACKED 100 PIECES PER CARTON

Low Profile Self Adhesive Finger Pulls

PLASTIC FINGER PULLS with high quality pressure sensitive adhesive backing. No holes to drill. Peel off protective backing paper and apply directly to surface of glass.

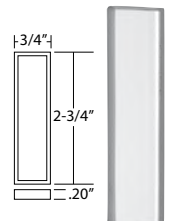
.15" thick



Part #	Overall Size	Material	Mounting Hardware
170-BK	2-3/4" x 3/4"	Styrene	Self Adhesive (No Screws Needed)
170-CL	2-3/4" x 3/4"	Styrene	Self Adhesive (No Screws Needed)

GLASS FINGER PULLS with peel & stick adhesive backing. .20" thick

Part #	Overall Size	Material	Mounting Hardware
171-CG	2-3/4" x 3/4"	Glass	Self Adhesive (No Screws Needed)
171-MG	2-3/4" x 3/4"	Glass	Self Adhesive (No Screws Needed)




Recessed Pulls



Material: Satin Aluminum


Finish: Bright Chrome Zamak Ends • **Height:** 3/4" • **Depth:** .51"



Part #	Overall Size	CC
A PLR-JF6477A-S	1-3/4" x 3-1/16"	2-1/2" (64mm)
B PLR-JF96109A-S	1-3/4" x 4-5/16"	3-3/4" (96mm)
C PLR-JF128141A-S	1-3/4" x 5-9/16"	5-1/16" (128mm)
D PLR-JF160174A-S	1-3/4" x 6-7/8"	6-5/16" (160mm)

M4 x 1" Mounting Screws Included

Material: Zinc



Part #	Finish	Overall Size	CC	Height	Depth
A PLR-KP128149C-S	Satin Aluminum	5-7/8" x 1-1/8"	5" (128mm)	5/8"	.519"
B PLR-KP96108C-BN	Brushed Nickel	4-1/4" x 15/16"	3-3/4" (96mm)	11/16"	.5"
C PLR-KP128149C-BN		5-7/8" x 1-1/8"	5" (128mm)	5/8"	.519"

8/32" x 1" Mounting Screws Included

Material: Zinc

Overall Size: 4-5/16" x 2-3/16" • **CC:** 3-3/4" (96mm)

Height: 5/8" • **Depth:** .528"



Part #	Finish
PLR-KF96110C-PC	Polished Chrome
PLR-KF96110C-BN	Brushed Nickel

8/32" x 1" Mounting Screws Included

Material: Zamak

Finish: Matte Chrome • **Height:** 3/8" • **Depth:** .34"



Part #	Type	Size
PLR-JCS6809Z-MC	Spring Loaded	15/16" W x 2-11/16" L

M4 x 1" Mounting Screws Included

Flush Pulls



Material: Zinc

Overall Depth: 9/16" • **Cup Depth:** .267" x 1.35" Diameter

Screw Slot Depth: .297" x .359" Diameter

Part #	Type	Size
KNM-KF5139C-PC	Polished Chrome	2" L x 1-9/16" W
KNM-KF5139C-BN	Brushed Nickel	2" L x 1-9/16" W

8/32" x 1" Mounting Screws Included

Recessed Door Pulls

Material: 630 Marine Grade Stainless Steel

Finish: Brushed • **Height:** 1-1/16" - 3/4" • **Depth:** 5/8" - 1-1/16"



Part #	Overall Size	Center
PLR-JF200S-BS	1-15/16" x 7-7/8"	13/16" x 5-5/8"
PLR-JF300S-BS	1-15/16" x 11-13/16"	13/16" x 9-9/16"
PLR-JF600S-BS	1-15/16" x 23-5/8"	13/16" x 21-3/8"
PLR-JF800S-BS	1-15/16" x 31-1/2"	13/16" x 29-1/4"
PLR-JF1000S-BS	1-15/16" x 39-3/8"	13/16" x 37-1/8"


M4 Breakaway Mounting Screws Included

Recessed Pulls

Standard & Spring Loaded

Material: 630 Marine Grade Stainless Steel & ABS

Finish: Brushed & Black • **Height:** 11/16" • **Depth:** .621"



	Part #	Type	Shape	Size
A	PLR-JRS110S-BS	Spring Loaded	Round	2-15/16" Diameter
	PLR-JRP111S-BS	Plain		
B	PLR-JSS112S-BS	Spring Loaded	Square	2-15/16" x 2-15/16"
	PLR-JSP113S-BS	Plain		
C	PLR-JVS114S-BS	Spring Loaded	Oval	1-3/4" x 6-1/8"
	PLR-JVP115S-BS	Plain		
D	PLR-JCS116S-BS	Spring Loaded	Rectangle	1-3/4" x 6-1/8"
	PLR-JCP117S-BS	Plain		

Plastic Knobs & Pulls



Cup Pulls

Projection: 0.772" (20mm) • **Height:** 1.30" (33mm)

Length: 3.205" (81mm) • **CC:** 2.52" (64mm)

Material: Polypropylene



Part #	Color
195-BK	Black

Use #6 Self Tapping Screw (not included)

Mushroom Knobs

Projection: 0.94" • **Diameter:** 1-1/4"

Material: ABS



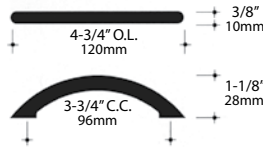
Part #	Color
P624-WH	White
P624-BK	Black

Use #8 Self Tapping Screw (not included)

Drawer Pulls

Projection: 1-1/8" (28mm)

Material: Polypropylene



Part #	Color
A PULL-N388-DG	Dark Gray
B PULL-N388-WH	White

Requires #8 Wood Screws (not included)


Nylon Knobs & Pulls

Non-Stock Colors Available:

BE - Beige **BK** - Black **BR** - Brown **GY** - Gray **NB** - Navy Blue **RD** - Red **WH** - White

(CALL FOR MINIMUMS)

Material: Polypropylene



Material: Polypropylene



Material: Nylon



Material: Nylon



Material: Polypropylene



Part #	Projection	Overall Length	CC / Dia.	Self Tapping Screw To Use (Not Included)
380-*	1-1/8" (28mm)	4-1/8" (105mm)	CC: 3.77" (96mm)	#8
390-*	1-1/16" (26mm)	Base: 5/8" (16mm)	Dia: 1-1/2" (38mm)	#6
400-*	3/4" (19mm)	4-5/8" (118mm)	CC: 3.77" (96mm)	#6
405-*	7/8" (22mm)	2-1/8" (54mm)	CC: 1.25" (32mm)	#8
415-WH	1" (25mm)	3-1/2" (89mm)	CC: 3" (76mm)	#8

Screws Not Included

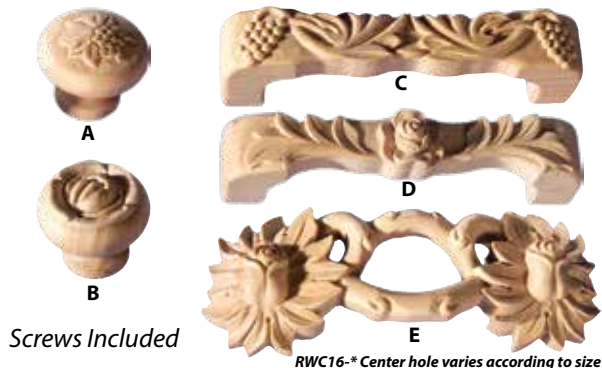
See page Q-23 for Drilling Template

Solid Wood Knobs & Pulls

Solid Hardwood Carved Pulls

These ornaments are made of North American Hard Maple (Please note selected items are available in Red Oak and Cherry).


Part#	Overall Length	Overall Height	Depth	Center To Center
A RWC09-S	1-3/16" Dia.	1-1/2"	-	-
A RWC09-L	1-7/16" Dia.	1-9/16"	-	-
B RWC10-S	1-3/16" Dia.	1-1/2"	-	-
B RWC10-L	1-7/16" Dia.	1-9/16"	-	-
C RWC11-S	4-7/16"W	1-1/2"	1"	3-3/4" (96mm)
C RWC11-L	5-3/4"W	1-1/2"	1"	5" (128mm)
D RWC12-S	4-7/16"W	1-1/2"	1"	3-3/4" (96mm)
D RWC12-L	5-3/4"W	1-1/2"	1"	5" (128mm)
E RWC16-S	4-7/8"W	2-3/16"	1-1/4"	3-3/4" (96mm)
E RWC16-M	6-3/4"W	2-5/16"	1-1/4"	5" (128mm)
E RWC16-L	11-7/8"W	4-3/8"	1-3/4"	6-5/16" (160mm) & 9-1/2" (240mm)



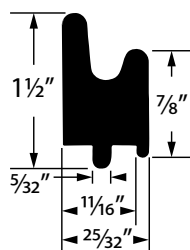
Resin Pulls

These resin pulls consist of a non-porous resin which absorbs stains evenly, resulting in a beautifully uniform finish and color.

Part#	Overall Length	Overall Height	Depth
A 63-115A-PULL	1-3/4" Dia.	1-1/4"	-
A 63-115B-PULL	2-1/4" Dia.	1-3/4"	-
B 63-112A-PULL	1-3/4"W	5-3/4"	1-1/8"
B 63-112B-PULL	2"W	8"	1-1/4"
C 63-122-PULL	6-3/4"W	4-1/2"	1-1/2"
D 63-120-PULL	9-1/2"W	2"	1-1/4"
E 63-121-PULL	14-1/4"W	4-3/4"	1-1/2"
F 63-132A-PULL	9-1/4"W	2-1/4"	1-1/2"

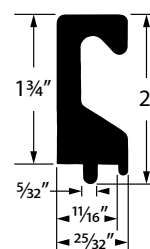


Wood Pull Handles



Random Lengths: 8 ft.

Part#	Material
2TL	Red Oak
3TL	Red Oak
2TL-MP	Maple
3TL-MP	Maple



The Wood Collection



Part#	Size	Projection	Material
A KNOB-445-WOOD	1-1/4" Dia.	0.95"	Beech
B KNOB-447-WOOD	1-3/4" Dia.	0.97"	Beech

Screws Included

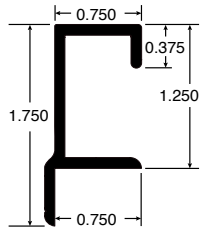
See page Q-23 for Drilling Template

Aluminum Drawer Pulls

Lengths: 12 ft. or Pre-Cut Pieces

Finishes: **S** - Satin/Clear Anodized-Matte Finish **P** - Polished, Shiny/Mirror Finish-Mechanical Polish

3-7/8" Pre-Cut Pieces with 2 Punched Holes



Holes:
 • 1/8" Diameter
 • Approximately 2-5/8" apart
 • Screw Size: #6 (Not Included)

Part #
ALUP1212-S

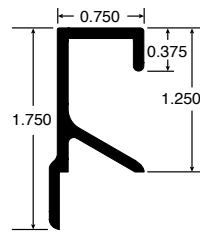
12' Lengths Without Holes

Part #
ALU1212-S

Fits: 3/4" Thickness: 0.096



3-7/8" Pre-Cut Pieces with 2 Punched Holes



Holes:
 • 1/8" Diameter
 • Approximately 2-5/8" apart
 • Screw Size: #6 (Not Included)

Part #
ALUP1414-S

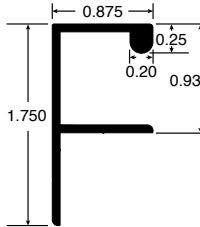
12' Lengths Without Holes

Part #
ALU1414-S

Fits: 3/4" Thickness: 0.096



3-7/8" Pre-Cut Pieces with 2 Punched Holes



Holes:
 • 1/8" Diameter
 • Approximately 2-5/8" apart
 • Screw Size: #6 (Not Included)

Part #
ALUP1818-S

12' Lengths Without Holes

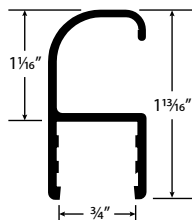
Part #
ALU1818-S

Fits: 7/8" Thickness: 0.068



Continuous Aluminum Pull Handles

Lengths: 8 ft.



Fits: 3/4" Thickness: 0.077

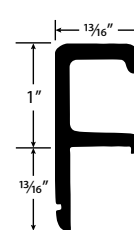


Part # **Finish**
PULL-A750U-S Clear Anodized
PULL-A750U-WH White Powder Coat



Plastic Pull Handles

Lengths: 12 ft. • **Material:** PVC



Fits: 5/8" Thickness: 0.12

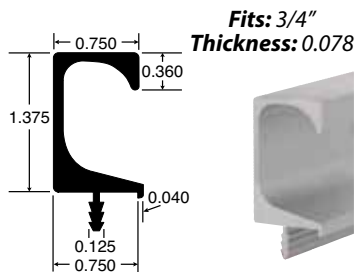


Part # **Color**
P3-BK Black
P3-SG Silver Gray

Aluminum Drawer Pulls

Lengths: 12 ft.


Finishes: **S** - Satin/Clear Anodized-Matte Finish **P** - Polished, Shiny/Mirror Finish-Mechanical Polish



Fits: 3/4"
Thickness: 0.078

Use S3 or S9 Slotter

Part #	Finish
ALU126-S	Satin

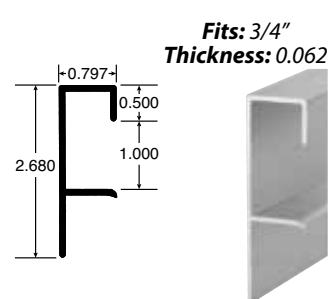


Fits: 9/16"
Thickness: 0.062

Use S3 or S9 Slotter

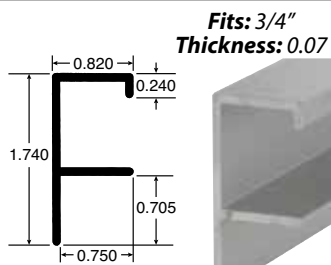
Part #	Finish
ALU1510-S	Satin

Non-stock item. Please Inquire for minimums & lead time.



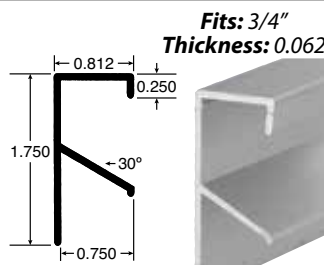
Fits: 3/4"
Thickness: 0.062

Part #	Finish
ALU1160-S	Satin



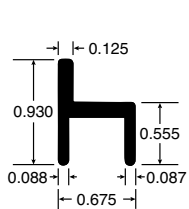
Fits: 3/4"
Thickness: 0.07

Part #	Finish
ALU1500H-S	Satin



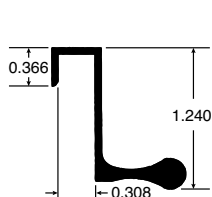
Fits: 3/4"
Thickness: 0.062

Part #	Finish
ALU1500T-S	Satin



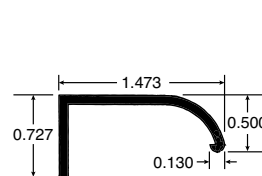
Fits: 1/2"

Part #	Finish
ALU120-S	Satin



Fits: 9/32"
Thickness: 0.05

Part #	Finish
ALU3108-S	Satin

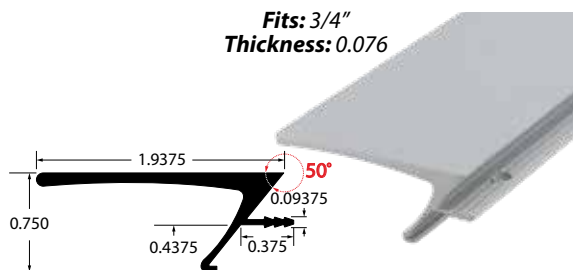


Fits: up to 3/4"
Thickness: 0.08

Part #	Finish
ALU1952-S	Satin
ALU1952-BK	Black

Lengths: 8 ft.

Fits: 3/4"
Thickness: 0.076



Use S1 or S7 Slotter

Part #	Finish
PLX-KL8LA-S	Satin

Modern Style Pulls

Lengths: 12 ft. or Pre-Cut Pieces

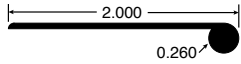
Finishes: **S** - Satin/Clear Anodized-Matte Finish **P** - Polished, Shiny/Mirror Finish-Mechanical Polish

Material: Aluminum

1-1/2" Pre-Cut Pieces with 2 Punched Holes

Holes:

- 1/8" Diameter
- Approximately 0.85" apart
- Screw Size: #6 (Not Included)



Fits: 3/4"

Thickness: 0.055



Part #

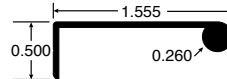
ALUP1515-S

Material: Aluminum

1-1/2" Pre-Cut Pieces with 2 Punched Holes

Holes:

- 1/8" Diameter
- Approximately 0.85" apart
- Screw Size: #6 (Not Included)



Fits: 3/4"

Thickness: 0.055



Part #

**ALUP1616-S
ALUP1616-P**

12' Lengths Without Holes

Part #


ALU1616-S

Material: Aluminum


Pre-Cut Pieces with 2 Punched Holes

Countersunk Holes:

- Diameter: 1/8"
- Screw Size: #6 (Not Included)



Thickness: .087



Part #

Overall

CC

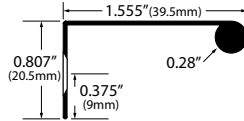
A	PLM-KT5070A-S	2.75"	2.00" (50mm)
B	PLM-KT7090A-S	3.56"	2.75" (70mm)

Material: Aluminum

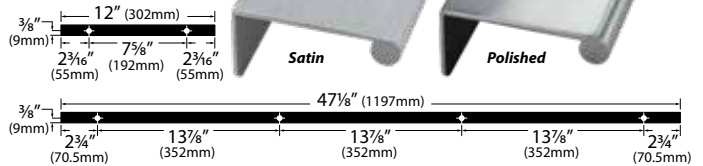
with Punched Holes

Holes:

- Diameter: 3/8" (9mm)
- Screw Size: #6 (Not Included)



Thickness: .065



Part #

Finish

Length

Holes

PLX-JL305A-S	Satin	12"	2
PLX-JL305A-P	Polished		
PLX-JL1200A-S	Satin	47.125"	4
PLX-JL1200A-P	Polished		

Cabinet Hardware

Contemporary Series: Solid Knobs & Pulls



Material: Zinc Alloy



Part #	Finish	Size	Diameter
MKZ-L/CR	Chrome	20mm (3/4")L	21mm (13/16")
MKZ-L/PB	Polished Brass	20mm (3/4")L	21mm (13/16")
MKZ-L/SB	Satin Brass	20mm (3/4")L	21mm (13/16")
MKZ-L/SMK	Black Nickel	20mm (3/4")L	21mm (13/16")
MKZ-L/SN	Satin Nickel	20mm (3/4")L	21mm (13/16")

M4 x 25mm Stainless Steel Screws Included

Pull Series II

Material: Solid Stainless Steel



Part #	Finish	Overall Length	Center To Center
RD-45/SN	Satin Nickel (Zinc Alloy Material)	32mm (1-1/4")	45mm (1-3/4")
RD-90/SM	Polished Stainless Steel	90mm (3-1/2")	74mm (2-7/8")
SN-50/BL	Matte Black	50mm (2")	30mm (1-3/16")
SN-50/M	Mirror		
SN-50/S	Satin Stainless Steel	70mm (2-3/4")	46mm (1-13/16")
SN-70/BL	Matte Black		
SN-70/M	Mirror	95mm (3-3/4")	65mm (2-9/16")
SN-70/S	Satin Stainless Steel		
SN-95/BL	Matte Black	120mm (4-3/4")	90mm (3-35/64") with a third hole 45mm in between
SN-95/M	Mirror		
SN-95/S	Satin Stainless Steel	150mm (5-7/8")	114mm (4-21/64") with a third hole 57mm in between
SN-120/M	Mirror		
SN-120/S	Satin Stainless Steel	150mm (5-7/8")	114mm (4-21/64") with a third hole 57mm in between
SN-150/M	Mirror		
SN-150/S	Satin Stainless Steel		

M3 x 25mm Stainless Steel Screws Included

Recessed Pull Series

Material: Solid Stainless Steel



Part #	Overall Length	Center To Center	Depth	Bore Hole
* A ES-611/ET	121mm (4-3/4")	102mm (4-1/64") male studs	13mm (33/64")	-
* B ES-611/IT	121mm (4-3/4")	102mm (4-1/64") female studs	13mm (33/64")	-
C UT-75/S	75mm (3")	-	7mm (9/32")	71mm (2-27/32")
D UT-140/S	140mm (5-33/64")	-	7.5mm (19/64")	134mm (5-23/64")
E UT-105/S	105mm (4-1/8")	-	7.5mm (19/64")	100mm (4")

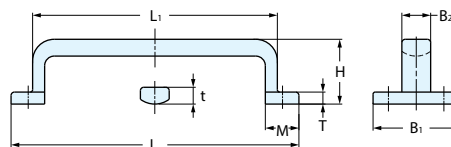
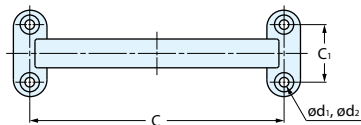
*Stainless Steel Screws Included: M5 Thread For ES-611/ET & M4 Thread For ES-611/IT

See page Q-23 for Drilling Template

Solid Stainless Steel Handles

Transom Handles

Material: 304 Grade Stainless Steel • **Finish:** Mirror



Part #	Handle Length "L1"	Overall Length "L"	Hole Spacing "C"
FT-120	102mm (4.016")	120mm (4.74")	106mm (4.172")
FT-150	126mm (4.961")	150mm (5.906")	132mm (5.188")

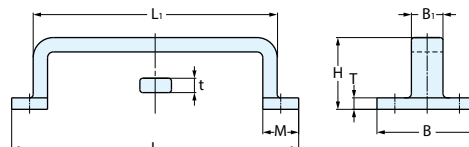
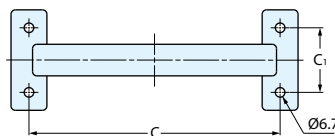
Stainless Steel Screws Included:
 M3.8 x 20mm FT-120 &
 M5.1 x 25mm FT-150

Large Transom Handles

Material: 316 Grade Stainless Steel • **Finish:** Mirror



Ideal for harsh and corrosive environments

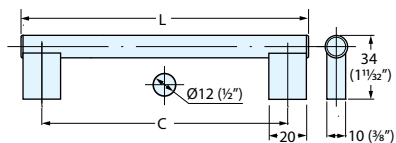


Part #	Handle Length "L1"	Overall Length "L"	Hole Spacing "C"
FT-200	170mm (6.693")	200mm (7.874")	175mm (6.891")
FT-280	250mm (9.843")	280mm (11.024")	253mm (9.969")

*M6 x 35mm
 Stainless Steel
 Screws Included*

16 Series

Material: 304 Grade Stainless Steel • **Finish:** Satin



Part #	Handle Length "L"	Hole Spacing "C"
1646-S	118mm (4.646")	96mm (3.781")
1647-S	150mm (5.905")	128mm (5.031")
1648-S	182mm (7.165")	160mm (6.313")
1650-S	214mm (8.425")	192mm (7.563")
1651-S	314mm (12.362")	292mm (11.438")
1652-S	342mm (13.465")	320mm (12.563")
1653-S	364mm (14.331")	342mm (13.484")
1654-S	414mm (16.299")	392mm (15.438")
1655-S	514mm (20.236")	492mm (19.375")
1656-S	614mm (24.173")	592mm (23.313")

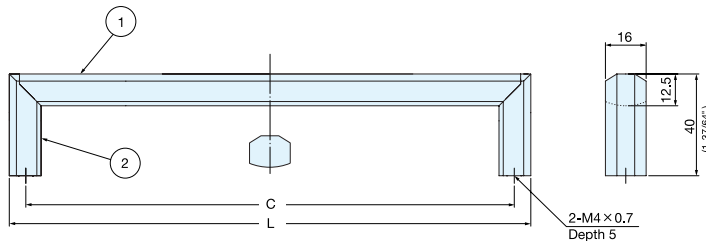
*M4 x 25mm
 Stainless Steel
 Screws Included*

See page Q-23 for Drilling Template

Steel Handles

XLA-HA Series

Material: Aluminum / Zinc Alloy • **Finish:** Anodized / Matte Silver



Part #	Overall Length "L"	Hole Spacing "C"
XLA-HA128	141mm (5.551")	128mm (5.039")
XLA-HA192	205mm (8.071")	192mm (7.559")

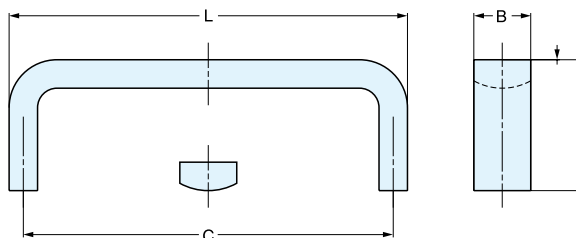
No.	Part Name	Material	Finish
1	Bar	Aluminum Alloy	Anodized
2	Post	Zinc Alloy	Matte Silver

M4 x 25mm
Steel Screws Included

Solid Stainless Steel Handles

KB Series

Material: 303 Grade Stainless Steel • **Finish:** Mirror (*M) or Satin (*S)

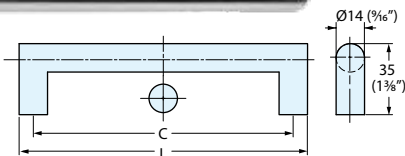


Part #	Overall Length "L"	Hole Spacing "C"	Height "H"	Width "B"
KB-30*	30mm (1.181")	25mm (0.984")	23mm (.906")	10mm (.394")
KB-50*	50mm (1.969")	45mm (1.772")	22mm (.866")	10mm (.394")
KB-70*	70mm (2.756")	65mm (2.559")	22.5mm (.886")	10mm (.394")
KB-90*	90mm (3.543")	85mm (3.346")	23mm (.906")	10mm (.394")

M3 x 28mm
Stainless Steel
Screws Included

DIH Series

Material: 304 Grade Stainless Steel • **Finish:** Satin



Part #	Handle Length "L"	Hole Spacing "C"
DIH-096	110mm (4.331")	96mm (3.781")
DIH-128	142mm (5.591")	128mm (5.031")
DIH-192	206mm (8.110")	192mm (7.563")
DIH-342	356mm (14.016")	342mm (13.469")
DIH-492	506mm (19.921")	492mm (19.375")
DIH-592	606mm (23.858")	592mm (23.313")

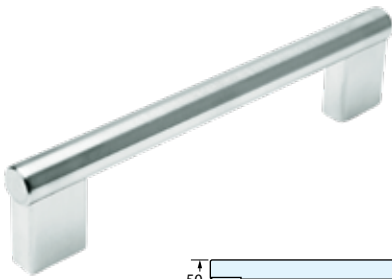
M4 x 25mm
Stainless Steel
Screws Included

See page Q-23 for Drilling Template

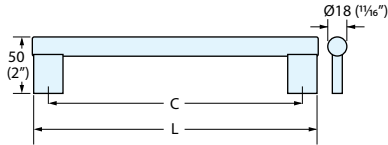
Solid Stainless Steel Handles



27 Series




Material: 304 Stainless Steel • **Finish:** Satin



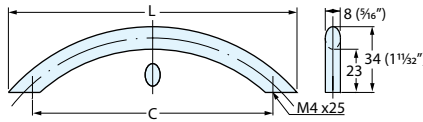
Part #	Handle Length "L"	Hole Spacing "C"
27096-S	128mm (5.031")	96mm (3.781")
27128-S	160mm (6.313")	128mm (5.031")
27160-S	192mm (7.563")	160mm (6.313")
27192-S	224mm (8.819")	192mm (7.563")
27292-S	324mm (12.756")	292mm (11.438")
27320-S	352mm (13.858")	320mm (12.563")
27342-S	374mm (14.724")	342mm (13.469")
27392-S	424mm (16.692")	392mm (15.438")
27492-S	524mm (20.630")	492mm (19.375")
27592-S	624mm (24.567")	592mm (23.313")

M4 x 25mm
Stainless Steel
Screws Included

30 Series



Material: 304 Stainless Steel • **Finish:** Satin



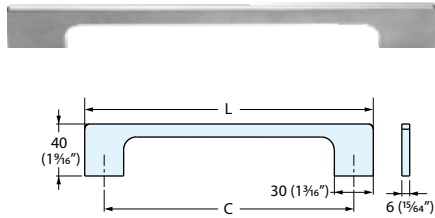
Part #	Handle Length "L"	Hole Spacing "C"
3096-S	118mm (4.646")	96mm (3.781")
3097-S	151mm (5.945")	128mm (5.031")
3099-S	224mm (8.819")	192mm (7.563")

M4 x 25mm
Stainless Steel
Screws Included

DSI-110 Series



Material: 304 Stainless Steel • **Finish:** Satin



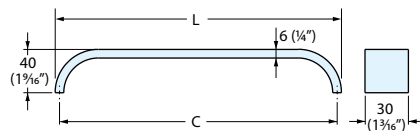
Part #	Handle Length "L"	Hole Spacing "C"
DSI-110-96	126mm (4.938")	96mm (3.781")
DSI-110-128	158mm (6.188")	128mm (5.031")
DSI-110-160	190mm (7.500")	160mm (6.313")
DSI-110-192	222mm (8.750")	192mm (7.563")
DSI-110-320	350mm (13.813")	320mm (12.563")
DSI-110-512	542mm (21.313")	512mm (20.156")

M4 x 25mm Stainless Steel Screws Included

DSI-120 Series



Material: 304 Stainless Steel • **Finish:** Satin



Part #	Handle Length "L"	Hole Spacing "C"
DSI-120-96	102mm (4.016")	96mm (3.781")
DSI-120-128	134mm (5.276")	128mm (5.031")
DSI-120-160	166mm (6.535")	160mm (6.313")
DSI-120-192	196mm (7.717")	192mm (7.563")
DSI-120-320	326mm (12.835")	320mm (12.563")
DSI-120-512	518mm (20.394")	512mm (20.156")

M4 x 25mm Stainless Steel Screws Included

See page Q-23 for Drilling Template

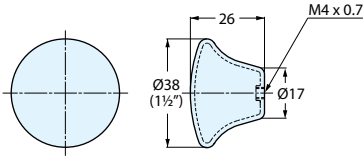
Solid Knobs

RS-38 Series

Material: 304 Stainless Steel • **Finish:** Satin



M4x30 Screws Included



Part #	Finish
RS-38/S	Satin

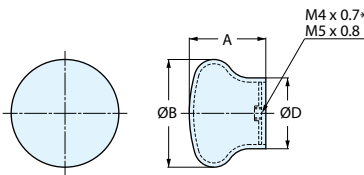
RSS Series

Material: 304 Stainless Steel • **Finishes:** Satin, Mirror



M4x30 Screws Included (for RSS-25 & 30)

M5x30 Screws Included (for RSS-38 & 50)



Part #	Finish	Height "A"	Diameter "B"	Base Diameter "D"
RSS-25/M	Mirror	22mm (.859")	25mm (.984")	18mm (.709")
RSS-25/S	Satin	22mm (.859")	25mm (.984")	18mm (.709")
RSS-30/M	Mirror	23mm (.906")	30mm (1.188")	20mm (.787")
RSS-30/S	Satin	23mm (.906")	30mm (1.188")	20mm (.787")
RSS-38/M	Mirror	27mm (1.063")	38mm (1.500")	25mm (.984")
RSS-38/S	Satin	27mm (1.063")	38mm (1.500")	25mm (.984")
RSS-50/M	Mirror	34mm (1.344")	50mm (1.969")	35mm (1.378")
RSS-50/S	Satin	34mm (1.344")	50mm (1.969")	35mm (1.378")

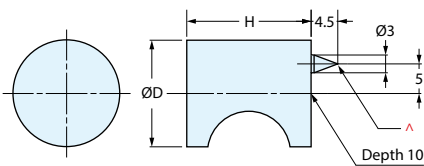
MRB Series

Material: Brass • **Finishes:** Chrome, Satin Nickel, Polished Brass, Smoke

^Anti-Rotation Pin (for MRB-S only)

M4x25 Screws Included (for MRB-S)

#8-32x1 Screws Included (for MRB-L)

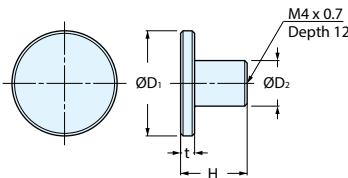


Part #	Finish	Height "D"	Diameter "H"
MRB-S/CR	Chrome	18mm (.703")	21mm (.828")
MRB-S/SN	Satin Nickel	18mm (.703")	21mm (.828")
MRB-L/CR-T	Chrome	24mm (.938")	21mm (.828")
MRB-L/PB-T	Polished Brass	24mm (.938")	21mm (.828")
MRB-L/SMK-T	Smoke	24mm (.938")	21mm (.828")
MRB-L/SN-T	Satin Nickel	24mm (.938")	21mm (.828")

A Series

Material: Aluminum • **Finish:** Anodized

M4x25 Screws Included



Part #	Diameter "D1"	Height "H"	Base Diameter "D2"	Top Thickness "t"
A-861	20mm (.781")	18mm (.703")	10mm (.374")	4mm (.157")
A-862	25mm (.984")	18.5mm (.734")	11mm (.433")	4.5mm (.177")
A-863	30mm (1.188")	19mm (.750")	12mm (.472")	5mm (.197")
A-864	35mm (1.375")	19mm (.750")	13mm (.512")	5mm (.197")

See page Q-23 for Drilling Template

Pulls



SWF Series: Solid Wire Pulls

Material: 316 Stainless Steel • **Finish:** Satin • **Projection:** 1" (25mm)

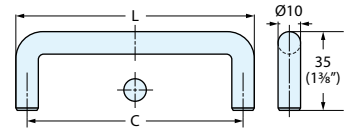


Ideal for harsh and corrosive environments



#8-32x1 Screws Included


Part #	Length "L"	Hole Spacing "C"
SWF-640	111mm (4.370")	101.5mm (4")
SWF-650	136.5mm (5.374")	127mm (5")
SWF-660	162mm (6.378")	152.5mm (6")
SWF-690	238mm (9.370")	228.5mm (9")
SWF-6120	314.5mm (12.381")	305mm (12")



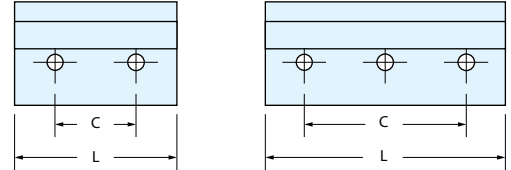
DSI-350 Series



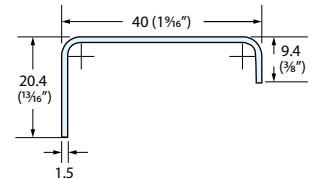
Material: 304 Stainless Steel • **Finish:** Satin



M3.1 x 16
Stainless Steel Screws Included



Part #	Hole Spacing "C"	Length "L"
DSI-350-16	16mm (0.625")	32mm (1.250")
DSI-350-64	64mm (2.500")	96mm (3.781")
DSI-350-96	96mm (3.781")	128mm (5.063")
DSI-350-128	128mm (5.063")	160mm (6.313")
DSI-350-160	160mm (6.313")	192mm (7.563")
DSI-350-192	192mm (7.563")	224mm (8.813")
DSI-350-224	224mm (8.813")	256mm (10.063")
DSI-350-256	256mm (10.063")	352mm (13.875")
DSI-350-352	352mm (13.875")	544mm (21.438")

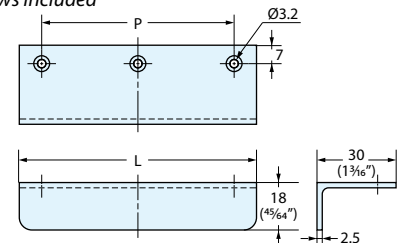
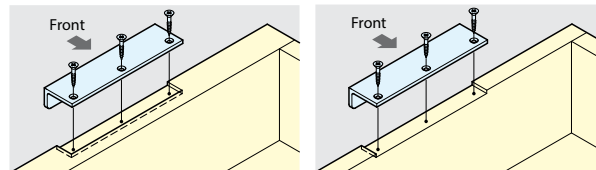


AG Series

Material: Brass • **Finish:** Satin Nickel



M3.1 x 16
Stainless Steel Screws Included



Part #	Length "L"	Hole Spacing "P"	Holes
AG-A405	46mm (1.811")	29mm (1.141")	2
AG-A402	90mm (3.543")	73mm (2.874")	3

See page Q-23 for Drilling Template

Sliding Door Handles

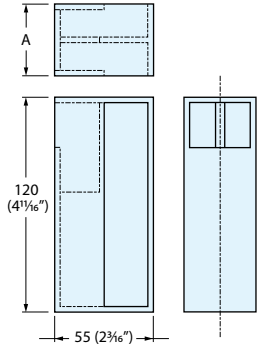


Contemporary handle design accessible from door front, back or edge.
Requires a 2-part epoxy adhesive for installation, (not supplied).

DSI-4251 Series



Material: 304 Stainless Steel • **Finish:** Satin

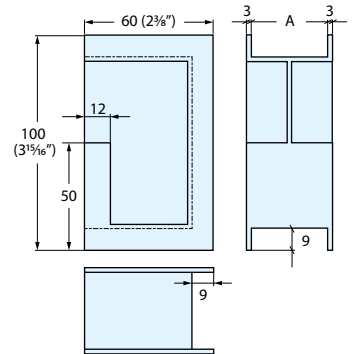


Part #	^Inner Width "A"	Weight
DSI-4251-35	35mm (1.375")	490g (1.08lbs.)
DSI-4251-38	38mm (1.500")	515g (1.14lbs.)
DSI-4251-40	40mm (1.563")	530g (1.17lbs.)
DSI-4251-43	43mm (1.688")	550g (1.21lbs.)
DSI-4251-45	44.5mm (1.750")	570g (1.26lbs.)
DSI-4251-50	50mm (1.969")	590g (1.30lbs.)

DSI-4253 Series



Material: 304 Stainless Steel • **Finish:** Satin

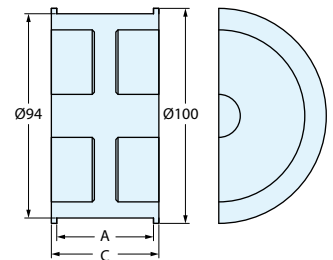


Part #	^Inner Width "A"	Weight
DSI-4253-35	35mm (1.375")	495g (1.09lbs.)
DSI-4253-38	38mm (1.500")	505g (1.11lbs.)
DSI-4253-40	40mm (1.563")	515g (1.14lbs.)
DSI-4253-43	43mm (1.688")	530g (1.17lbs.)
DSI-4253-45	44.5mm (1.750")	545g (1.20lbs.)

DSI-3250 Series



Material: 304 Stainless Steel • **Finish:** Satin



Part #	Overall Width "C"	^Inner Width "A"	Weight
DSI-3250-12	16mm (0.563")	12mm (0.469")	280g (0.60lbs.)
DSI-3250-35	39mm (1.531")	35mm (1.375")	440g (0.90lbs.)
DSI-3250-45	49mm (1.938")	45mm (1.766")	550g (1.20lbs.)
DSI-3250-50	54mm (2.125")	50mm (1.969")	670g (1.50lbs.)

^ Inner width is the required door thickness to use with these handles.

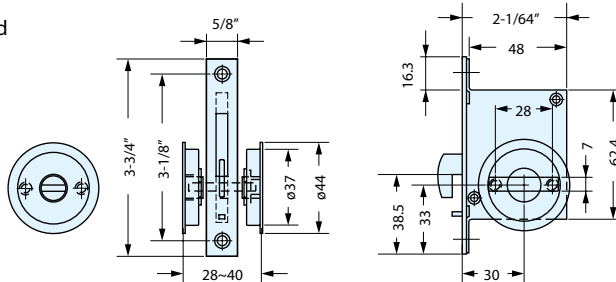
See page Q-23 for Drilling Template

Sliding Door Latches

HC-30



- For 1-1/8" ~ 1-9/16" thick doors
- Slim design suitable for various applications
- Non-handed
- For sliding doors only
- Stainless steel screws included

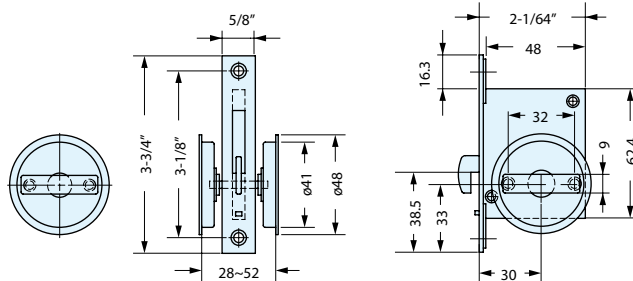


Part #	Component:	Front Plate	Body	Thumb Turn	Knob
HC-30	Material:	304 Stainless Steel	Steel	304 Stainless Steel	Zinc Alloy
	Finish:	Satin	Plain	Satin	Chrome

HC-30R with Thumb Turn



- For 1-1/8" ~ 2" thick doors
- Thumb turn on both sides for easy access
- Slim design suitable for various applications
- Non-handed
- For sliding doors only
- Steel screws included

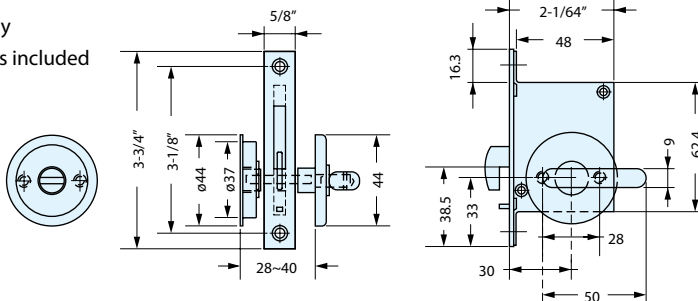


Part #	Component:	Front Plate	Body	Thumb Turn	Knob
HC-30R	Material:	304 Stainless Steel	Steel	304 Stainless Steel	Zinc Alloy
	Finish:	Satin	Plain	Satin	Chrome

HC-30L with Lever



- For 1-1/8" ~ 1-9/16" thick doors
- Sliding door latch with large lever for easy operation
- Slim design suitable for various applications
- Non-handed
- For sliding doors only
- Stainless steel screws included



Part #	Component:	Front Plate	Body	Thumb Turn	Knob
HC-30L	Material:	304 Stainless Steel	Steel	304 Stainless Steel	304 Stainless Steel
	Finish:	Satin	Plain	Satin	Satin

Sliding Door Latches

HC-3051 Series

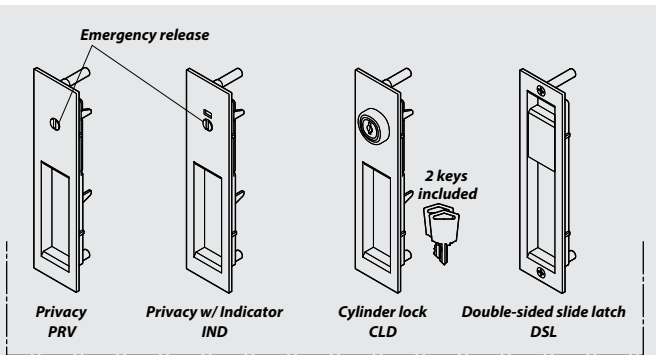


Material: 304 Stainless Steel, Steel, Zinc Alloy • **Finish:** Bright Nickel

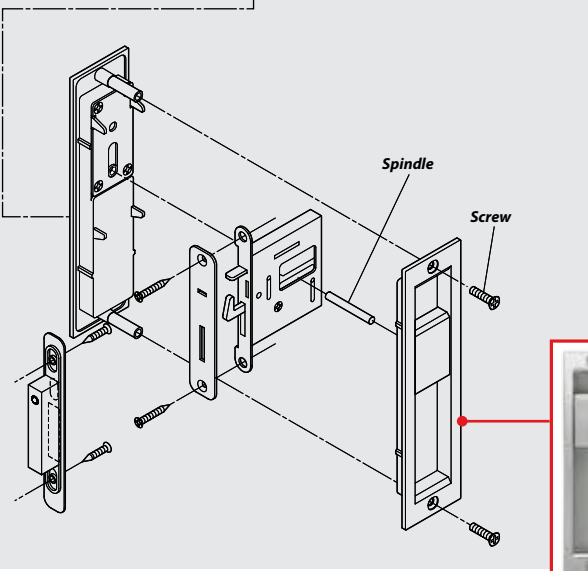


- Recessed latch handle for wooden sliding doors
- 4 model types available
- The backset can be installed at any position between 1-3/16" and 2" from the door edge
- Applicable door thickness: 35~45mm (1-3/8"~1-3/4"). 3 different lengths of spindles and 2 different lengths of screws are included. Initial setting is for 38mm door.
- For residential interior sliding doors, including pocket doors
- HC-3051-CLD-NI comes with 2 keys
- Stainless steel screws included

Latch Faceplates



Latch Body & Strikeplate



Opposite faceplate for all models has a slide handle, (as shown for DSL model)



Part #	Type
HC-3051-PRV-NI	Privacy
HC-3051-IND-NI	Privacy w/ Indicator
HC-3051-CLD-NI	Cylinder Lock
HC-3051-DSL-NI	Double Sided Slide

Recessed Pulls

HH-KS Series

Face Plate: 316 Stainless Steel • Case/Spacer: 304 Stainless Steel

Finishes: Satin, Mirror

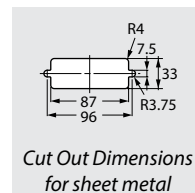
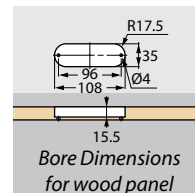
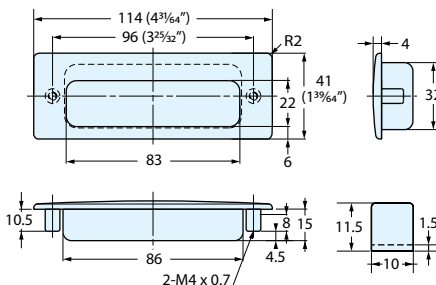


Ideal for harsh and corrosive environments

M4 x 8 & M4 x 15
Stainless Steel Screws Included



Part #	Finish
HH-KS114M	Mirror
HH-KS114S	Satin



HH-DS Series

Face Plate: 316 Stainless Steel • Case/Spacer: 304 Stainless Steel

Finishes: Satin, Mirror

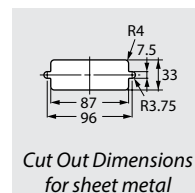
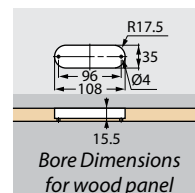
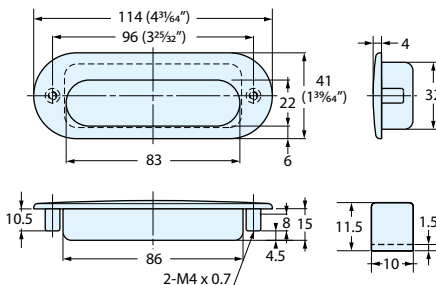


Ideal for harsh and corrosive environments

M4 x 8 & M4 x 15
Stainless Steel Screws Included



Part #	Finish
HH-DS114M	Mirror
HH-DS114S	Satin



HH-AS Series

Material: 304 Stainless Steel • Finish: Satin

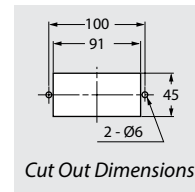
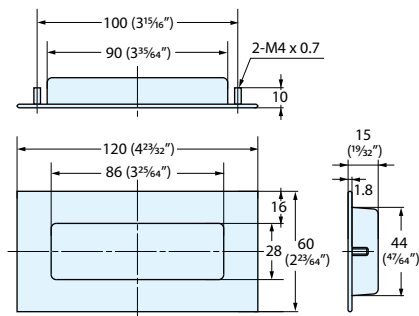


Ideal for harsh and corrosive environments

M4 Nut Included



Part #	Finish
HH-AS2	Satin




See page Q-23 for Drilling Template

Trevi Collection: Solid Knobs & Pulls



Material: Zinc Alloy



Part #	Description	Length	Width	Projection	Center To Center	Base Diameter
A TK177*	Appliance Pull	13-3/4"	7/8"	1-3/4"	12"	1/2"
B TK176*	Pull	7-1/4"	7/8"	1-1/8"	5"	3/8"
C TK175*	Crest Pull	6-1/8"	7/8"	1-1/8"	5"	3/8"W x 1/2" L
D TK171*	Cup Pull	2-5/8"	1-1/4"	7/8"	1-1/2"	1-1/4"W x 2-5/8" L
E TK172*	Cup Pull	4-1/4"	2-1/16"	1-1/2"	2-1/2"	2-1/16"W x 4-1/4" L
F TK174*	Square Knob	-	1-1/4"	1-1/8"	-	1/2"
G TK173*	Round Knob	-	1-5/16"	1-5/16"	-	1/2"

Tower Bridge Collection: Solid Knobs & Pulls

Material: Zinc Alloy



Part #	Description	Length	Width	Projection	Center To Center	Base Diameter
A TK206*	Pull	5-3/4"	11/16"	1-3/8"	5"	3/8" W x 3/4" L
B TK207*	Pull	12-3/4"	11/16"	1-3/8"	12"	3/8" W x 3/4" L
C TK208*	Appliance Pull	13"	1"	2"	12"	9/16" W x 1-1/8" L
D TK209*	Appliance Pull	19"	1"	2"	18"	9/16" W x 1-1/8" L
E TK204*	T-Handle	2-5/8"	11/16"	1-3/8"	-	3/8" W x 3/4" L
F TK205*	Knob	1-1/2"	7/8"	1-1/8"	-	7/16" W x 11/16" L

Finishes Available:
For More Finishes,
Please Inquire



Screws Included


See page Q-23 for Drilling Template

Cabinet Hardware


Neo Collection: Solid Knobs & Pulls




Material: Zinc Alloy



A
Shown In: Tuscan Bronze



B
Shown In: Tuscan Bronze
Purchase 2 for infinite center to center spacing



C
Shown In: Tuscan Bronze

A. 12''cc Appliance Pull

TK47*
Overall Dimension: 13" L x 7/8" W
Projection: 1-1/4"
Center To Center: 12"
Base Diameter: 7/8" W x 1" L

B. 4'' Knob/Pull

TK42*
Overall Dimension: 4" L x 1/2" W
Projection: 1-1/4"
Base Diameter: 1" W x 9/16" L

C. 6''cc Pull

TK45*
Overall Dimension: 7" L x 1/2" W
Projection: 1-1/4"
Center To Center: 6"
Base Diameter: 1" W x 1/2" L

D. 3''cc Pull

TK44*
Overall Dimension: 4" L x 1/2" W
Projection: 1-1/4"
Center To Center: 3"
Base Diameter: 15/16" W x 1/2" L

E. 3''cc Center Knob

TK43*
Overall Dimension: 4" L x 1/2" W
Projection: 1-1/8"
Center To Center: 3"

F. 3/4'' Thumb Knob

TK52*
Overall Dimension: 1-1/4" L x 3/4" W
Projection: 13/16"
Base Diameter: 5/8" W x 3/4" L



F
Shown In: Tuscan Bronze



D
Shown In: Tuscan Bronze



E
Shown In: Tuscan Bronze

Solid Oval Slot Knobs

Material: Zinc Alloy



A
Shown In: Polished Chrome



B
Shown In: Polished Chrome



C
Shown In: Polished Chrome

A. 3/4'' Small Oval Slot Knob

TK73*
Overall Dimension: 1-1/4" L x 3/8" W
Projection: 1-1/8"
Center To Center: 3/4"

B. 1-1/2'' Medium Oval Slot Knob

TK74*
Overall Dimension: 2-1/4" L x 5/8" W
Projection: 1-1/8"
Center To Center: 1-1/2"

C. 5'' Long Oval Slot Knob

TK75*
Overall Dimension: 7" L x 11/16" W
Projection: 1-1/8"
Center To Center: 3" & 5"

Finishes Available:
For More Finishes,
Please Inquire



Screws Included

See page Q-23 for Drilling Template



Tuscany Collection: Solid Pulls & Solid T-Handle

Material: Zinc Alloy



A

Shown In: Tuscan Bronze




B

Shown In: Oil Rubbed Bronze



C

Shown In: Pewter Antique



D

Shown In: Brushed bronze

	Description	Length	Width	Projection	Center To Center	Base Diameter
A	Large T-Handle	2-7/8"	7/8"	1-1/2"	-	1"
B	Drop Pull	6"	2-1/8"	1"	5-1/16"	1"
C	Drop Pull	9-3/4"	2-3/8"	1"	8-13/16"	1"
D	D-Pull	9-3/4"	7/8"	1-7/8"	8-13/16"	15/16"

Description	Brushed Bronze	German Bronze	Oil Rubbed Bronze	Pewter Antique	Tuscan Bronze
A T-Handle	M1634	▲M155	M1334	▲M153	M1633
B Drop Pull	M1628	M135	M1336	M133	M1627
C Drop Pull	M1626	M140	M1337	M138	M1625
D D-Pull	M1630	●M468	■M1338	●M465	M1629

▲ Base Diameter: 15/16" ● Base Diameter: 1" ■ Base Diameter: 13/16"

Solid Celtic Knobs & Matching Backplate, Solid Knobs & Pulls



1-1/4" Celtic Knob (A)
Shown In: German Bronze
Base Material: Zinc Alloy
Overall Dimension: 1-1/4"W
Projection: 1-1/16"
Base Diameter: 3/8"



3-5/8" Celtic Backplate (B)
Shown In: German Bronze
Base Material: Zinc Alloy
Overall Dimension: 3-5/8" L x 1"W



1-1/4" Contessa Knob (C)
Shown In: German Bronze
Base Material: Hollow Brass
Overall Dimension: 1-1/4"W
Projection: 1-1/4"
Base Diameter: 1/2"



3-3/4" Mayfair Cup Pull (D)
Shown In: German Bronze
Base Material: Brass
Overall Dimension: 3-3/4" L x 1-3/4" W
Projection: 7/8"
Center to Center: 3 holes




A & B

Shown In: German Bronze

Description	Brushed Bronze	German Bronze	Oil Rubbed Bronze	Pewter Antique	Tuscan Bronze
A 1-1/4" Celtic Knob	-	M160	-	M158	-
B 3-5/8" Celtic Backplate	-	M170	-	M168	-
C 1-1/4" Contessa Knob	-	M200	-	M198	-
D 3-3/4" W Mayfair Cup Pull	-	M212	-	M210	-

Finishes Available:
For More Finishes,
Please Inquire



Screws Included

See page Q-23 for Drilling Template

Cabinet Hardware

Solid Oval/Tapered Knobs & Oval/Square Backplates



A, B & C

Shown In: German Bronze
Base Material: Zinc Alloy



D, E & F

Shown In: German Bronze
Base Material: Steel



G & H

Shown In: Flat Black
Base Material: Zinc Alloy



I

Shown In: German Bronze
Base Material: Zinc Alloy



J & K

Shown In: German Bronze
Base Material: Steel

	Part #	Description	Length	Width	Projection	Base Diameter
A	TK57*	Oval Knob	1"	1/2"	1-1/8"	-
B	TK59*	Oval Knob	1-1/8"	11/16"	1-3/16"	-
C	TK61*	Oval Knob	1-3/8"	7/8"	1-3/16"	-
D	TK58*	Oval Backplate	1-1/4"	3/4"	1/16"	-
E	TK60*	Oval Backplate	1-1/2"	1"	1/16"	-
F	TK62*	Oval Backplate	1-3/4"	1-1/4"	1/16"	-
G	TK31*	Tapered Square Knob	-	3/4"	1-1/8"	5/8"
H	TK32*	Tapered Square Knob	-	1"	1-1/8"	3/4"
I	TK33*	Linear Square Knob	-	3/4"	1-1/8"	5/8"
J	TK94*	Square Backplate	-	1"	1/16"	-
K	TK95*	Square Backplate	-	1-1/4"	1/16"	-

Solid Oval Thin Pulls

Material: Zinc Alloy




A, B, C, D & E

Shown: 12" in Brushed Satin Nickel

	Part #	Description	Length	Width	Projection	Center To Center	Base Diameter
A	TK63*	Pull	4-3/4"	1/2"	1-1/8"	3-3/4"	1" W x 1/2" L
B	TK64*	Pull	6"	1/2"	1-3/16"	5"	1" W x 1/2" L
C	TK65*	Pull	8"	1/2"	1-3/16"	7"	1" W x 1/2" L
D	TK66*	Pull	13"	1/2"	1-1/4"	12"	1" W x 1/2" L
E	TK67*	Appliance Pull	13-1/2"	7/8"	1-11/16"	12"	1-3/8" W x 5/8" L

Finishes Available:
For More Finishes,
Please Inquire



Screws Included

See page Q-23 for Drilling Template

Cabinet Hardware

Solid Arched Pulls



Material: Zinc Alloy



A, B, C, D & E
Shown: 12" in Flat Black

Part #	Description	Length	Width	Projection	Center To Center	Base Diameter
A TK3*	Arched Pull	4-1/2"	3/8"	1-1/4"	3"	5/8"W x 3/8" L
B TK4*	Arched Pull	6-13/16"	3/8"	1-3/8"	5"	11/16"W x 7/16" L
C TK5*	Arched Pull	10-1/16"	3/8"	1-3/8"	8"	5/8"W x 3/8" L
D TK6*	Arched Pull	14-1/16"	3/8"	1-3/8"	12"	11/16"W x 7/16" L
E TK7*	Appliance Pull	14-7/8"	5/8"	2-5/16"	12"	1-1/2"W x 5/8" L

Solid Knobs & Pulls

Material: Zinc Alloy



A. 3" Knob - left

TK85*
Overall Dimension: 3" L x 1/4" W
Projection: 1"
Base Diameter: 7/16"W x 1/2" L



B. 3" Knob - right

TK84*
Overall Dimension: 3" L x 1/4" W
Projection: 1"
Base Diameter: 7/16"W x 1/2" L

C. 5"cc Pull - each

TK83*
Overall Dimension: 7" L x 1/4" W
Projection: 1"
Center To Center: 5"
Base Diameter: 1/2"W x 3/8" L

Solid Square Knobs

Material: Zinc Alloy



Overall Dimension: 1" L x 3/8" W
Projection: 11/16"
Center To Center: 5/8"
Base Diameter: 3/8"W x 1" L

Description	Flat Black	Brushed Satin Nickel	Polished Nickel	Pewter Antique	Tuscan Bronze
5/8"cc Square Knob	M1165	M1164	M1320	M1589	M1588

Finishes Available:
For More Finishes,
Please Inquire



Screws Included

See page Q-23 for Drilling Template



Modern Metro Solid Notch Pulls

Material: Zinc Alloy



A, B & C
Shown: 9"cc A in Flat Black



D, E & F
Shown: 9"cc B in Flat Black



Shown:
TK257BSN & TK260BSN -
7"cc A & B Pulls
in Brushed Satin Nickel

Part #	Description	Length	Width	Projection	Center To Center	Base Diameter
A TK256*	A Pull	5-3/8"	3/4"	1-1/16"	5"	3/4"W x 3/8" L
B TK257*	A Pull	7-3/8"	3/4"	1-1/16"	7"	3/4"W x 3/8" L
C TK258*	A Pull	9-3/8"	3/4"	1-1/16"	9"	3/4"W x 3/8" L
D TK259*	B Pull	5-3/8"	3/4"	1-1/16"	5"	3/4"W x 3/8" L
E TK260*	B Pull	7-3/8"	3/4"	1-1/16"	7"	3/4"W x 3/8" L
F TK261*	B Pull	9-3/8"	3/4"	1-1/16"	9"	3/4"W x 3/8" L

Modern Metro Solid Pulls

Material: Zinc Alloy



A, B, C & D
Shown: 12"cc in Tuscan Bronze

Part #	Description	Length	Width	Projection	Center To Center	Base Diameter
A TK250*	Pull	4-1/8"	3/4"	1-1/16"	3-3/4"	3/4"W x 3/8" L
B TK251*	Pull	5-3/8"	3/4"	1-1/16"	5"	3/4"W x 3/8" L
C TK252*	Pull	7-3/8"	3/4"	1-1/16"	7"	3/4"W x 3/8" L
D TK253*	Pull	12-3/8"	3/4"	1-1/16"	12"	3/4"W x 3/8" L

Finishes Available:
For More Finishes,
Please Inquire



Screws Included

See page Q-23 for Drilling Template

Cabinet Hardware

Solid Pulls

Material: Zinc Alloy



A, B, C, D & E
Shown: 12" in Tuscan Bronze

	Description	Length	Width	Projection	Center To Center	Base Diameter
A	Pull	3-11/16"	5/8"	1-5/16"	3"	5/8"
B	Pull	4-7/16"	5/8"	1-5/16"	3-3/4"	5/8"
C	Pull	5-3/4"	5/8"	1-7/16"	5"	11/16"
D	Pull	9-5/8"	7/8"	1-5/8"	8-3/4"	7/8"
E	Pull	13-1/16"	7/8"	2"	12"	1-1/16"

Description	Brushed Bronze	German Bronze	Oil Rubbed Bronze	Pewter Antique	Tuscan Bronze
A Pull	M1717	M1720	M1719	M1721	M1712
B Pull	M1857	M915	M916	M914	-
C Pull	M1858	M918	M919	M917	-
D Pull	M1859	M921	M922	M920	-
E Pull	TK158BB	TK158GBZ	TK158ORB	TK158PTA	TK158TB

Solid Knobs & Pulls

Material: Zinc Alloy



A
Shown: 3-3/4" Rue in Tuscan Bronze



B & C
Shown: 4" Lund in Pewter Antique

	Description	Length	Width	Projection	Center To Center	Base Diameter
A	Rue	4-5/8"	13/16"	1-3/16"	3-3/4"	13/16"
B	Lund	4"	1"	1-1/2"	3"	1"
C	Lund	5"	1"	1-1/2"	4"	1"

Description	Brushed Bronze	Brushed Satin Nickel	German Bronze	Oil Rubbed Bronze	Polished Nickel	Pewter Antique	Tuscan Bronze
A Rue	M1638	M1292	M957	M958	M1293	M956	M1637
B Lund	-	-	M963	M964	-	M962	-
C Lund	-	-	M966	M967	-	M965	M1658

Finishes Available:
For More Finishes,
Please Inquire



Screws Included

See page Q-23 for Drilling Template



Material: Zinc Alloy



C, D, E, F & G
Shown: 12" in Oil Rubbed Bronze



B
Shown: 4" in Patina Black



A
Shown: 3" in Patina Black

	Description	Length	Width	Projection	Center To Center	Base Diameter
A	Pull	3-3/8"	1/2"	1-5/16"	3"	3/8"
B	Pull	4-3/8"	1/2"	1-5/16"	4"	3/8"
C	Appliance Pull	4-1/8"	3/8"	1-1/8"	3-3/4"	3/8"
D	Appliance Pull	7-11/16"	3/4"	1-3/4"	7"	5/8"
E	Appliance Pull	9"	1-1/8"	2-1/4"	8"	1"
F	Appliance Pull	12-7/8"	1-1/8"	2-1/4"	12"	1"
G	Appliance Pull	19"	1-1/8"	2-1/4"	18"	1"

	Description	Oil Rubbed Bronze	Patina Black
A	Pull	-	M590
B	Pull	▲ M792	M593
C	Appliance Pull	-	M847-96
D	Appliance Pull	M849-7	M847-7
E	Appliance Pull	M849-8	M847-8
F	Appliance Pull	M849-12	M847-12
G	Appliance Pull	M849-18	M847-18

▲ Projection: 1-3/8"

Finishes Available:
For More Finishes,
Please Inquire



Screws Included

See page Q-23 for Drilling Template

Ribbon & Reed Solid Pulls




Material: Zinc Alloy



A
Shown in: Oil Rubbed Bronze

3''cc Cup Pull (A)
Overall Dimension: 4-1/8" L x 1-11/16" W
Projection: 7/8"
Center To Center: 3"



B
Shown in: Pewter Antique

3-3/4''cc D-Pull (B)
Overall Dimension: 4-5/16" L x 11/16" W
Projection: 1-1/2"
Center To Center: 3-3/4"
Base Diameter: 9/16"



C
Shown in: German Bronze

5-1/16''cc Drop Pull (C)
Overall Dimension: 6" L x 1" W
Projection: 1-1/8"
Center To Center: 5-1/16"
Base Diameter: 15/16"

Description	Brushed Satin Nickel	German Bronze	Oil Rubbed Bronze	Polished Chrome	Pewter Antique	Tuscan Bronze
A Cup Pull	-	M939	M940	-	M938	-
B D-Pull	-	M936	M937	-	M935	-
C Drop Pull	-	M933	M934	-	M932	-

Ribbon & Reed Solid T-Handle & Knobs

Material: Zinc Alloy



1-1/4'' Knob (A)
Shown In: Tuscan Bronze

Overall Dimension: 1-1/4" W
Projection: 15/16"
Base Diameter: 5/8"



2-3/4'' T-Handle (B)
Shown In: German Bronze

Overall Dimension: 2-3/4" L x 3/4" W
Projection: 1-5/16"
Base Diameter: 11/16"

Description	Brushed Satin Nickel	German Bronze	Oil Rubbed Bronze	Polished Chrome	Pewter Antique	Tuscan Bronze
A Knob	M1617	M942	M943	M1618	M941	M1647
B T-Handle	-	M930	M931	-	M929	M1646

Solid Knobs

Material: Zinc Alloy



1-5/16'' Bead (A)
Shown In: Brushed Satin Nickel

Overall Dimension: 1-5/16" W
Projection: 1-3/16"
Base Diameter: 1/2"



1-5/16'' French (B)
Shown In: German Bronze

Overall Dimension: 1-5/16" W
Projection: 1-5/16"
Base Diameter: 1/2"



1-5/16'' Star (C)
Shown In: Pewter Antique

Overall Dimension: 1-5/16" W
Projection: 1-3/8"
Base Diameter: 1/2"



1-1/8'' Ribbon (D)
Shown In: Oil Rubbed Bronze

Overall Dimension: 1-1/8" W
Projection: 1-1/8"
Base Diameter: 9/16"

Description	Brushed Satin Nickel	German Bronze	Oil Rubbed Bronze	Polished Chrome	Pewter Antique	Tuscan Bronze
A Bead	M1594	M948	M949	M1620	M947	-
B French	-	M954	M955	-	M953	-
C Star	-	M951	M952	-	M950	-
D Ribbon	M1621	M960	M961	M1622	M959	M1644

Finishes Available:
For More Finishes,
Please Inquire



Screws Included

See page Q-23 for Drilling Template

Solid Knobs



Material: Brass



A
1-1/4" Oval Rope
Shown In: Antique Copper



B
1-1/4" Round Swirl Cut
Shown In: Polished Nickel



C
1-1/4" Button Faced
Shown In: Brushed Satin Nickel



D
1-1/4" Melon
Shown In: German Bronze



E
1-1/4" Egg
Shown In: Black Iron

	Description	Length	Width	Projection	Center To Center	Base Diameter
A	Oval Rope	1-1/4"	3/4"	1"	-	7/16"
B	Round Swirl Cut	-	1-1/4"	1-1/8"	-	9/16"
C	Button Faced	-	1-1/4"	15/16"	-	3/4"
D	Melon	-	1-1/4"	1-3/16"	-	11/16"
E	Egg	1-1/4"	3/4"	1-1/4"	-	9/16"

Description	Antique Copper	Black Iron	Brushed Satin Nickel	German Bronze	Polished Nickel	Pewter Antique
A Oval Rope	●M404	M348	M347	●M402	-	●M401
B Round Swirl Cut	M332	M327	M326	M330	M1585	M329
C Button Faced	M297	M293	M292	M295	▲M1325	M294
D Melon	M323	-	M1318	M321	M1319	M1596
E Egg	M205	●M405	M370	M204	M1305	M202

● Base Material: Zinc Alloy ▲ Projection: 1-1/4"

Solid Pulls

Material: Zinc Alloy



A
Shown In: Pewter Antique
Base Material: Zinc Alloy



B
Shown In: Flat Black
Base Material: Brass



C
Shown In: Brushed Satin Nickel
Base Material: Zinc Alloy



D
Shown In: German Bronze
Base Material: Brass

	Description	Length	Width	Projection	Center To Center	Base Diameter
A	Arendal Pull	6-3/4"	11/16"	1-1/8"	5-1/16"	3/4"W x 1-1/16" L
B	Cup Pull	4-5/8"	1-7/16"	15/16"	3"	-
C	Voss Pull	5-5/8"	5/8"	1-1/4"	5-1/16"	5/8"
D	Somerset Pull	3-3/8"	3/8"	1-1/4"	3"	3/8"

Description	Antique Copper	Flat Black	Brushed Satin Nickel	German Bronze	Polished Nickel	Pewter Antique
A Pull	-	■ M1868	■ M1328	M474	■ M1329	M471
B Cup Pull	M367	M362	M360	M365	-	M364
C Pull	-	-	M1296	M482	M1297	M479
D Pull	-	-	M300	M306	-	-

■ Base Diameter: 3/4"W x 1" L

Finishes Available:
For More Finishes,
Please Inquire



Screws Included

See page Q-23 for Drilling Template

Cabinet Hardware



Solid Knobs

Material: Zinc Alloy



1-1/4" Bergen (A)
Shown In:
Brushed Satin Nickel

Overall Dimension: 1-1/4"W
Projection: 1-3/16"
Base Diameter: 3/4"



1-3/16" (B)
Shown In:
Flat Black

Overall Dimension: 1-3/16"W
Projection: 1-1/16"
Base Diameter: 1"



1-1/8" (C)
Shown In:
Polished Chrome

Overall Dimension: 1-1/8"W
Projection: 1-1/16"
Base Diameter: 3/4"



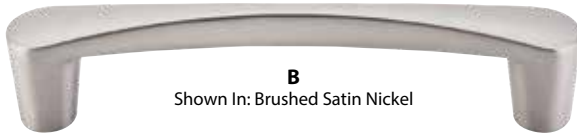

1" Stacked (D)
Shown In:
Brushed Satin Nickel

Overall Dimension: 1" L x 1" W
Projection: 1-3/16"
Base Diameter: 1"

Description	Brushed Bronze	Flat Black	Brushed Satin Nickel	Patina Rouge	Polished Chrome	Pewter Antique
A Bergen Knob	M1605	M1120	M1119	M1201	M1121	M1202
B Knob	-	M1123	M1122	-	M1124	-
C Knob	-	M1117	M1116	-	M1118	-
D Stacked Knob	-	M584	M582	-	M583	-

Solid Bar Pulls

Material: Zinc Alloy



Description	Length	Width	Projection	Center To Center	Base Diameter
A Tapered Bar	6-13/16"	7/16"	1"	6-5/16"	7/16"W x 1/2" L
B Infinity Bar	6"	15/16"	1-5/16"	5-1/16"	9/16"
C Hydra Bar	5-11/16"	5/16"	7/8"	5-1/16"	5/8"

Description	Flat Black	Brushed Satin Nickel	Polished Chrome
A Tapered Bar	M1171	M1170	M1172
B Infinity Bar	M1180	M1179	M1181
C Hydra Bar	M1132	M1131	M1133

Solid Knobs

Material: Zinc Alloy



1-1/4" Ray (A)
Shown In:
Pewter Antique

Overall Dimension: 1-1/4"W
Projection: 1"
Base Diameter: 1"



1-1/4" Mushroom (B)
Shown In:
Brushed Bronze

Overall Dimension: 1-1/4"W
Projection: 1-1/8"
Base Diameter: 3/4"



1-1/4" Hollow Round (C)
Shown In:
Brushed Satin Nickel

Overall Dimension: 1-1/4"W
Projection: 1-1/8"
Base Diameter: 3/4"

Description	Brushed Bronze	Flat Black	Brushed Satin Nickel	Polished Chrome	Pewter Antique
A Ray Knob	-	-	M351	M350	M354
B Mushroom Knob	M1603	M285	M281	M280	M286
C Hollow Round Knob	-	-	M345	-	-

Finishes Available:
For More Finishes,
Please Inquire




Screws Included

See page Q-23 for Drilling Template

Knobs & Pulls

Material: Solid 304 Grade Stainless Steel



	Part #	Diameter	Center To Center
A	OH910025-SS	1" (25mm)	-
	OH9100/30-SS	1-3/16" (30mm)	-
B	OH9153/18-SS	3/4" (18mm)	-
	OH9153/21-SS	13/16" (21mm)	-
C	OH9180/25-SS	1" (25mm)	-
	OH9180/30-SS	1-3/16" (30mm)	-
D	OH9181/20-SS	3/4" (20mm)	-
	OH9181/24-SS	15/16" (24mm)	-
E	OH9449/96-SS	10mm	3-3/4" (96mm)
	OH9449/128-SS	10mm	5" (128mm)
	OH9449/192-SS	10mm	7-5/8" (192mm)
F	OH9449/320-SS	10mm	12-5/8" (320mm)
	OH9450/96-SS	10mm	3-3/4" (96mm)
	OH9450/128-SS	10mm	5" (128mm)
G	OH9450/192-SS	10mm	7-5/8" (192mm)
	OH9450/320-SS	10mm	12-5/8" (320mm)
	OH9457/96-SS	8mm	3-3/4" (96mm)
H	OH9457/128-SS	8mm	5" (128mm)
	OH9457/160-SS	8mm	6-3/8" (160mm)
	OH9457/192-SS	8mm	7-5/8" (192mm)
I	OH9458/128-SS	12mm	5" (128mm)
	OH9458/192-SS	12mm	7-5/8" (192mm)
	OH9458/320-SS	12mm	12-5/8" (320mm)
J	OH9458/448-SS	12mm	17-5/8" (448mm)
	OH9464/76-SS	10mm	3" (76mm)
	OH9464/96-SS	10mm	3-3/4" (96mm)
K	OH9464/128-SS	10mm	5" (128mm)
	OH9464/192-SS	10mm	7-5/8" (192mm)
	OH9464/320-SS	10mm	12-5/8" (320mm)
L	OH9464/448-SS	10mm	17-5/8" (448mm)
	OH9464/640-SS	10mm	25-1/16" (640mm)
	OH9465/96-SS	14mm	3-3/4" (96mm)
M	OH9465/128-SS	14mm	5" (128mm)
	OH9465/192-SS	14mm	7-5/8" (192mm)
	OH9465/320-SS	14mm	12-5/8" (320mm)
N	OH9465/448-SS	14mm	17-5/8" (448mm)
	OH9465/640-SS	14mm	25-1/16" (640mm)
	OH9465/736-SS	14mm	29" (736mm)
O	OH9532/96-SS	10mm	3-3/4" (96mm)
	OH9532/128-SS	10mm	5" (128mm)
	OH9533/64-SS	10mm	2-5/16" (64mm)
P	OH9533/96-SS	10mm	3-3/4" (96mm)
	OH9533/128-SS	10mm	5" (128mm)
	OH9537/76-SS	8mm	3" (76mm)
Q	OH9537/102-SS	8mm	4" (102mm)
	OH9537/127-SS	8mm	5" (127mm)
	OH9538/76-SS	10mm	3" (76mm)
R	OH9538/102-SS	10mm	4" (102mm)
	OH9538/127-SS	10mm	5" (127mm)
	OH720/220-SS	30mm	8-5/16" (220mm)
S	OH721/400-SS	20mm	15-1/4" (400mm)
	OH721/800-SS	20mm	31-1/2" (800mm)
	OH722/400-SS	20x10mm	15-1/4" (400mm)

	Part #	Diameter	Center To Center	
A	OH9465/96-SS	14mm	3-3/4" (96mm)	
	OH9465/128-SS	14mm	5" (128mm)	
B	OH9465/192-SS	14mm	7-5/8" (192mm)	
	OH9465/320-SS	14mm	12-5/8" (320mm)	
C	OH9465/448-SS	14mm	17-5/8" (448mm)	
	OH9465/640-SS	14mm	25-1/16" (640mm)	
D	OH9465/736-SS	14mm	29" (736mm)	
	OH9532/96-SS	10mm	3-3/4" (96mm)	
E	OH9532/128-SS	10mm	5" (128mm)	
	(Not Pictured)			
F	OH9533/64-SS	10mm	2-5/16" (64mm)	
	OH9533/96-SS	10mm	3-3/4" (96mm)	
G	OH9533/128-SS	10mm	5" (128mm)	
	OH9537/76-SS	8mm	3" (76mm)	
H	OH9537/102-SS	8mm	4" (102mm)	
	OH9537/127-SS	8mm	5" (127mm)	
I	OH9538/76-SS	10mm	3" (76mm)	
	OH9538/102-SS	10mm	4" (102mm)	
J	OH9538/127-SS	10mm	5" (127mm)	
	OH720/220-SS	30mm	8-5/16" (220mm)	
K	OH721/400-SS	20mm	15-1/4" (400mm)	
	OH721/800-SS	20mm	31-1/2" (800mm)	
L	(Not Pictured)			
	OH722/400-SS	20x10mm	15-1/4" (400mm)	

Screws Included

AVAILABLE IN USA ONLY

PLEASE NOTE - ITEMS ORDERED INCORRECTLY WILL BE SUBJECT TO A RESTOCKING FEE.
- HANDLING FEE PER ORDER.

***ALL MATERIAL MUST BE INSPECTED UPON DELIVERY. ANY CLAIMS REGARDING DAMAGES, DEFECTS AND SHORTAGES MUST BE MADE WITHIN 5 BUSINESS DAYS.**

See page Q-23 for Drilling Template

Material: Solid Brass

Finishes Available:

ABR - Antique Bronze **BRS** - Polished Lacquered Brass **CHR** - Polished Chrome
PEW - Pewter **POL/N** - Polished Nickel **SCHR** - Satin Chrome



	Part #	Finish	Diameter	Projection
A	OH9153/18-BRS	Brass	3/4"	15/16"
	OH9153/18-CHR	Polished Chrome	3/4"	15/16"
	OH9153/18-SCHR	Satin Chrome	3/4"	15/16"
	OH9153/25-BRS	Brass	1"	1-1/4"
	OH9153/25-CHR	Polished Chrome	1"	1-1/4"
	OH9153/25-SCHR	Satin Chrome	1"	1-1/4"
B	OH9105/30-BRS	Brass	1-3/16"	1-9/32"
	OH9105/30-CHR	Polished Chrome	1-3/16"	1-9/32"
	OH9105/35-BRS	Brass	1-3/8"	1-1/2"
	OH9105/35-CHR	Polished Chrome	1-3/8"	1-1/2"
C	OH9105/35-POL/N	Polished Nickel	1-3/8"	1-1/2"
	OH9430/25-BRS	Brass	1"	1"
	OH9430/25-CHR	Polished Chrome	1"	1"
	OH9430/25-ABR	Antique Bronze	1"	1"
	OH9430/32-BRS	Brass	1-1/4"	1-1/4"
	OH9430/32-CHR	Polished Chrome	1-1/4"	1-1/4"
	OH9430/32-ABR	Antique Bronze	1-1/4"	1-1/4"
	OH9430/41-BRS	Brass	1-5/8"	1-7/16"
	OH9430/41-CHR	Polished Chrome	1-5/8"	1-7/16"
	OH9430/41-ABR	Antique Bronze	1-5/8"	1-7/16"
D	OH9158/25-BRS	Brass	1"	1"
	OH9158/25-CHR	Polished Chrome	1"	1"
	OH9158/30-BRS	Brass	1-3/16"	1-5/32"
	OH9158/30-CHR	Polished Chrome	1-3/16"	1-5/32"
	OH9158/30-POL/N	Polished Nickel	1-3/16"	1-5/32"
	OH9158/40-BRS	Brass	1-9/16"	1-9/32"
	OH9158/40-CHR	Polished Chrome	1-9/16"	1-9/32"
	OH9130/25-BRS	Brass	1"	7/8"
OH9130/25-ABR	Antique Bronze	1"	7/8"	
E	OH9130/30-BRS	Brass	1-3/16"	1-1/16"
	OH9130/30-ABR	Antique Bronze	1-3/16"	1-1/16"
	OH9130/35-BRS	Brass	1-3/8"	1-3/16"
	OH9130/35-ABR	Antique Bronze	1-3/8"	1-3/16"
F	OH9120/25-BRS	Brass	1"	13/16"
	OH9120/25-ABR	Antique Bronze	1"	13/16"
	OH9120/30-BRS	Brass	1-3/16"	15/16"
	OH9120/30-ABR	Antique Bronze	1-3/16"	15/16"
	OH9120/35-BRS	Brass	1-3/8"	1-3/16"
G	OH9120/35-ABR	Antique Bronze	1-3/8"	1-3/16"
	OH7436/25-BRS	Brass	1"	13/16"
	OH7436/25-ABR	Antique Bronze	1"	13/16"
	OH7436/25-PEW	Pewter	1"	13/16"
	OH7436/30-BRS	Brass	1-13/16"	1"
	OH7436/30-ABR	Antique Bronze	1-13/16"	1"
	OH7436/30-PEW	Pewter	1-13/16"	1"
OH7436/40-BRS	Brass	1-9/16"	1-13/16"	
OH7436/40-ABR	Antique Bronze	1-9/16"	1-13/16"	
OH7436/40-PEW	Pewter	1-9/16"	1-13/16"	



***ALL MATERIAL MUST BE INSPECTED UPON DELIVERY. ANY CLAIMS REGARDING DAMAGES, DEFECTS AND SHORTAGES MUST BE MADE WITHIN 5 BUSINESS DAYS.**

AVAILABLE IN USA ONLY

Screws Included

PLEASE NOTE - ITEMS ORDERED INCORRECTLY WILL BE SUBJECT TO A RESTOCKING FEE.
 - HANDLING FEE PER ORDER.

See page Q-23 for Drilling Template

Knobs & Pulls

Material: Solid Brass

Finishes Available:

ABR - Antique Bronze **BRS** - Polished Lacquered Brass **CHR** - Polished Chrome
PEW - Pewter **POL/N** - Polished Nickel **SCHR** - Satin Chrome



	Part #	Finish	Diameter	Projection
	OH9141/30-BRS	Brass	1-3/16"	1"
	OH9141/30-CHR	Polished Chrome	1-3/16"	1"
H	OH9141/30-ABR	Antique Bronze	1-3/16"	1"
	OH9141/40-BRS	Brass	1-9/16"	1-3/16"
	OH9141/40-CHR	Polished Chrome	1-9/16"	1-3/16"
	OH9141/40-ABR	Antique Bronze	1-9/16"	1-3/16"
	OH9408-BRS	Brass	3"	1-1/32"
I	OH9408-CHR	Polished Chrome	3"	1-1/32"
	OH9408-ABR	Antique Bronze	3"	1-1/32"
	OH9431/76-BRS	Brass	3"	1-7/16"
J	OH9431/76-CHR	Polished Chrome	3"	1-7/16"
	OH9431/76-ABR	Antique Bronze	3"	1-7/16"
	OH9431/76-POL/N	Polished Nickel	3"	1-7/16"
	OH9522/102-BRS	Brass	4"	1"
	OH9522/102-CHR	Polished Chrome	4"	1"
K	OH9522/102-SCHR	Satin Chrome	4"	1"
	OH9522/191-BRS	Brass	7-1/2"	1"
	OH9522/191-CHR	Polished Chrome	7-1/2"	1"
	OH9522/191-SCH	Satin Chrome	7-1/2"	1"

Decorative Drop Pulls

Material: Solid Brass



A
Shown In:
Brass



B
Shown In:
Antique Bronze



C
Shown In:
Brass



D
Shown In:
Antique Bronze



E
Shown In:
Brass



F
Shown In:
Antique Bronze

VINTAGE FINISHES AVAILABLE



Vintage Brass



Vintage Copper



Vintage Iron

	Part #	Finish	Description
A	OH9412/90-AB	Antique Bronze	3-7/8" CC
	OH9412/90-BR	Brass	3-7/8" CC
B	OH9420/75-AB	Antique Bronze	3" CC
	OH9420/75-BR	Brass	3" CC
C	OH9422/35-AB	Antique Bronze	1-7/8" OA
	OH9422/35-BR	Brass	1-7/8" OA
D	OH9440/100-AB	Antique Bronze	3-15/16" CC
	OH9440/100-BR	Brass	3-15/16" CC
E	OH9466/57-AB	Antique Bronze	2-1/4" OA
	OH9466/57-BR	Brass	2-1/4" OA
F	OH9638/82-AB	Antique Bronze	2-9/16" CC
	OH9638/82-BR	Brass	2-9/16" CC

***ALL MATERIAL MUST BE INSPECTED UPON DELIVERY. ANY CLAIMS REGARDING DAMAGES, DEFECTS AND SHORTAGES MUST BE MADE WITHIN 5 BUSINESS DAYS.**

AVAILABLE IN USA ONLY

Screws Included

PLEASE NOTE - ITEMS ORDERED INCORRECTLY WILL BE SUBJECT TO A RESTOCKING FEE.
 - HANDLING FEE PER ORDER.

See page Q-23 for Drilling Template