



designer's
edge MILLWORK

2 Distinctive Mouldings

Value and Design come together to create a line of millwork designed to give all your projects a distinctive finish... a designers finish.

Polyurethane DEM Mouldings

DEM Mouldings and Millwork encompass a full decorative array of premium quality polyurethane cornice and panel mouldings, medallions, niches, stair brackets, pilasters and other ornamental products that are guaranteed to satisfy all decorative requirements without compromise. DEM is impervious to adverse climate and weather conditions, and, because of its dimensional stability, will not alter over time. Produced in exclusive molds that yield ornate and sharply defined details, perfect dimensions, and extremely consistent quality, DEM is lightweight, impact resistant and easy to install and finish using traditional woodworking techniques and tools.

Polystyrene High Density RPS Mouldings




RPS 100% Recycled High Density Mouldings, which are impervious to adverse climate and weather conditions, offer an economical decorative and design medium that are manufactured from renewable polystyrene resources. Introduced as a cost effective alternative to more costly polymer mouldings and millwork, RPS Mouldings will aesthetically satisfy all decorative requirements without having to compromise for lesser quality mouldings. The polystyrene compound from which RPS Mouldings are manufactured, not only produces a durable, impact resistant surface, making them ideally suited for use in highly trafficked environments, RPS Mouldings can be easily cut, nailed, glued, finished and installed using the same woodworking techniques and tools as wood and MDF mouldings & millwork.

The "Original" Hybrid Formula

MP-25-ADH is a high performance, one component, permanently flexible, easy to use, multi-purpose fast cure modified acrylic latex sealant. MP-25-ADH cures rapidly when exposed to atmospheric moisture to form a durable bond.

- Use as adhesive or filler
- Eco-friendly, low VOC's
- Fast cure • Paintable • Non-yellowing

MP-25-ADH
CAULK-GUN



10" Blade (200 teeth)
RPS-10-200

Freight Pre-Paid On Certain Orders, Please Inquire.

GROUND ONLY-NO COD ORDERS

(Within the 48 contiguous states)


Any items with a ♦ do not qualify for our shipping program & will be packed & shipped separately

Moulding Samples Available...Please Inquire


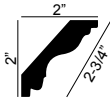


designer's
edge MILLWORK

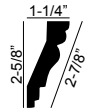




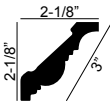
DEM-105
Length: 94-1/2"
Design Repeat: 1/2"



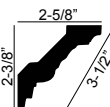
DEM-107
Length: 94-1/2"
Design Repeat: 2-1/2"



DEM-111
Length: 94-1/4"
Design Repeat: 1-7/8"



DEM-114
Length: 94-1/2"
Design Repeat: 3-15/16"



- 100% Recycled Polystyrene
 - High Impact
 - Recommended blade 10" Blade, 200 Teeth
- RPS PRODUCT information can be found on page T-2

Perfect Blade for RPS & DEM Mouldings
RPS-10-200
10" Blade, 200 Teeth

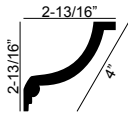
All dimensions are approximate.
Important: See Page T-2
For Shipping Program




POLYURETHANE DEM MOULDINGS • POLYSTYRENE RPS MOULDINGS




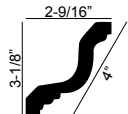
DEM-112
Length: 96"
Design Repeat: 1"




DEM-118
Length: 94-1/2"
Design Repeat: 11/16"




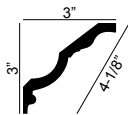
DEM-119
Length: 96"
Design Repeat: 2-5/8"



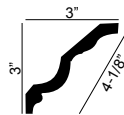
DEM-127
Length: 94-1/2"
Design Repeat: 7-7/8"



RPS-1120
Length: 96"
Design Repeat: 3/4"



DEM-120
Length: 94-1/2"
Design Repeat: 3/4"



Corners available:
DEM-120-A & DEM-120-B, see page T-26




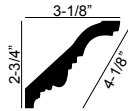
- 100% Recycled Polystyrene
 - High Impact
 - Recommended blade 10" Blade, 200 Teeth
- RPS PRODUCT information can be found on page T-2

Perfect Blade for RPS & DEM Mouldings
RPS-10-200
10" Blade, 200 Teeth


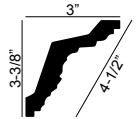
All dimensions are approximate.
Important: See Page T-2
For Shipping Program



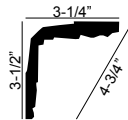
DEM-122
Length: 94-1/2"
Design Repeat: 1-1/2"



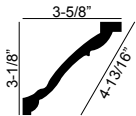
DEM-125
Length: 96"
Design Repeat: 1-15/16"



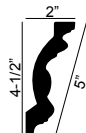
DEM-131
Length: 94-1/2"
Design Repeat: 7"
Corbel to Corbel



DEM-130
Length: 94-1/2"
Design Repeat: 4-1/2"



DEM-132
Length: 94-1/2"
Design Repeat: 31-1/2"



- 100% Recycled Polystyrene
 - High Impact
 - Recommended blade 10" Blade, 200 Teeth
- RPS PRODUCT information can be found on page T-2

Perfect Blade for RPS & DEM Mouldings
RPS-10-200
10" Blade, 200 Teeth

All dimensions are approximate.

Important: See Page T-2
For Shipping Program



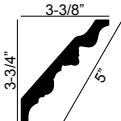
POLYURETHANE DEM MOULDINGS • POLYSTYRENE RPS MOULDINGS



DEM-134
Length: 94-1/2"
Design Repeat: 8"




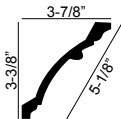
DEM-136
Length: 94-1/2"
Design Repeat: 1-1/2"




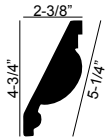
Corners available:
DEM-136-A & DEM-136-B, see page T-26



DEM-142
Length: 94-1/2"
Design Repeat: 12"



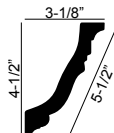
DEM-141
Length: 96"
Design Repeat: 3"



DEM-151
Length: 94-1/2"
Design Repeat: 3-15/16"



DEM-146
Length: 94-1/2"
Design Repeat: 4-1/2"



Corners available:
DEM-146-A & DEM-146-B, see page T-26




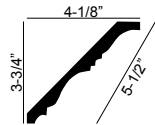
- 100% Recycled Polystyrene
 - High Impact
 - Recommended blade 10" Blade, 200 Teeth
- RPS PRODUCT information can be found on page T-2

Perfect Blade for RPS & DEM Mouldings
RPS-10-200
10" Blade, 200 Teeth

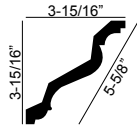
All dimensions are approximate.
Important: See Page T-2
For Shipping Program




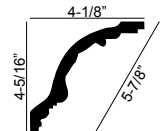
DEM-149
Length: 96"
Design Repeat: 6"




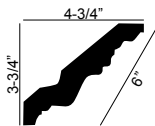
DEM-153
Length: 95-3/4"
Design Repeat: 5/8"



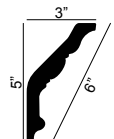
DEM-164
Length: 96"
Design Repeat: 3-1/4"



DEM-147
Length: 94-1/2"
Design Repeat: 3-1/2"



DEM-148
Length: 94-1/2"
Design Repeat: 1-5/8"



- 100% Recycled Polystyrene
 - High Impact
 - Recommended blade 10" Blade, 200 Teeth
- RPS PRODUCT information can be found on page T-2

Perfect Blade for RPS & DEM Mouldings
RPS-10-200
10" Blade, 200 Teeth

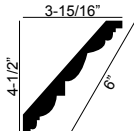
All dimensions are approximate.
Important: See Page T-2
For Shipping Program




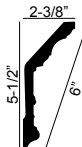
POLYURETHANE DEM MOULDINGS • POLYSTYRENE RPS MOULDINGS




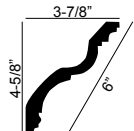
DEM-155
Length: 96"
Design Repeat: 5-1/16"




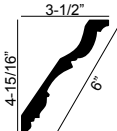
DEM-156
Length: 94-1/2"
Design Repeat: 6"



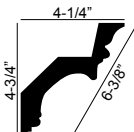
DEM-157
Length: 96"
Design Repeat: 3-7/8"



DEM-166
Length: 96"
Design Repeat: 2"



♦ **DEM-158**
Length: 94-1/2"
Design Repeat: 3"




♦ **DEM-159**
Length: 96"
Design Repeat: 12"




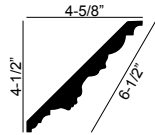
- 100% Recycled Polystyrene
 - High Impact
 - Recommended blade 10" Blade, 200 Teeth
- RPS PRODUCT information can be found on page T-2

Perfect Blade for RPS & DEM Mouldings
RPS-10-200
10" Blade, 200 Teeth

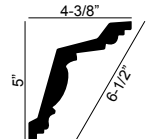
All dimensions are approximate.
Important: See Page T-2
For Shipping Program




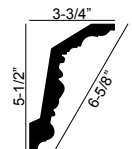
DEM-160
Length: 94-1/2"
Design Repeat: 19"



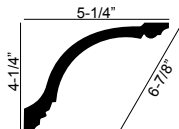
DEM-161
Length: 96"
Design Repeat: 3-3/8"



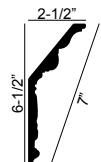
DEM-162
Length: 94-1/2"
Design Repeat: 11-3/4"



DEM-167
Length: 94-1/2"
Design Repeat: 6-7/8"



DEM-169
Length: 96"
Design Repeat: 3-3/4"



- 100% Recycled Polystyrene
 - High Impact
 - Recommended blade 10" Blade, 200 Teeth
- RPS PRODUCT information can be found on page T-2

Perfect Blade for RPS & DEM Mouldings
RPS-10-200
10" Blade, 200 Teeth


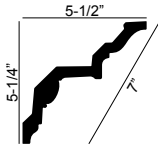
All dimensions are approximate.
Important: See Page T-2
For Shipping Program



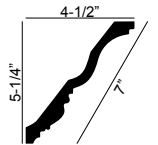
POLYURETHANE DEM MOULDINGS • POLYSTYRENE RPS MOULDINGS



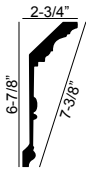
◆ **DEM-170**
Length: 94-1/2"
Design Repeat: 2"



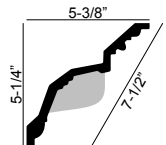
◆ **DEM-171**
Length: 96"
Design Repeat: 1-1/4"




◆ **DEM-175**
Length: 96"
Design Repeat: 9-1/2"



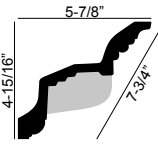
◆ **DEM-174**
Length: 94-1/2"
Design Repeat: 6"



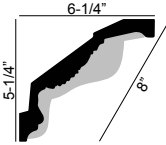
Corners available:
DEM-174-A & DEM-174-B, see page T-26



◆ **DEM-168**
Length: 94-1/2"
Design Repeat: 7"




◆ **DEM-177**
Length: 94-1/2"
Design Repeat: 11-1/2"




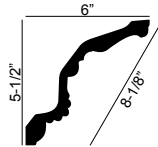
- 100% Recycled Polystyrene
 - High Impact
 - Recommended blade 10" Blade, 200 Teeth
- RPS PRODUCT information can be found on page T-2

Perfect Blade for RPS & DEM Mouldings
RPS-10-200
10" Blade, 200 Teeth


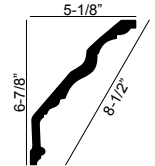
All dimensions are approximate.
Important: See Page T-2
For Shipping Program




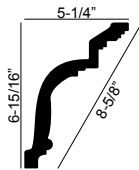
◆ **DEM-191**
Length: 96"
Design Repeat: 3-1/8"



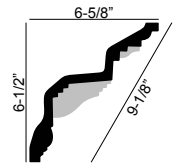
◆ **DEM-178**
Length: 94-1/2"
Design Repeat: 4"



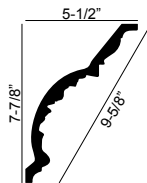
◆ **DEM-179**
Length: 96"
Design Repeat: 5-1/2"



◆ **DEM-182**
Length: 94-1/2"
Design Repeat: 6-1/4"



◆ **DEM-183**
Length: 96"
Design Repeat: 3-1/4"




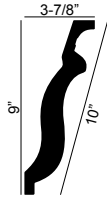
- 100% Recycled Polystyrene
 - High Impact
 - Recommended blade 10" Blade, 200 Teeth
- RPS PRODUCT information can be found on page T-2

Perfect Blade for RPS & DEM Mouldings
RPS-10-200
10" Blade, 200 Teeth


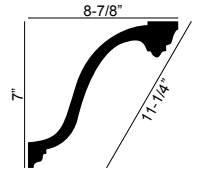
All dimensions are approximate.
Important: See Page T-2
For Shipping Program



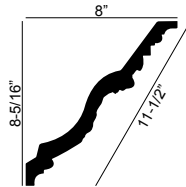
◆ **DEM-188**
Length: 96"
Design Repeat: 14"



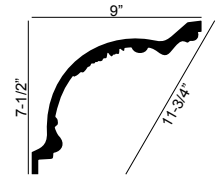
◆ **DEM-184**
Length: 94-1/2"
Design Repeat: 4-1/8"



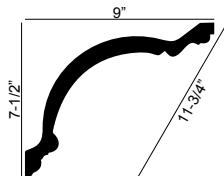
◆ **DEM-193**
Length: 96"
Design Repeat: 2-3/4"



◆ **DEM-195**
Length: 96"
Design Repeat: 10-1/2"



◆ **DEM-196**
Length: 96"
Design Repeat: 3-1/4"



- 100% Recycled Polystyrene
 - High Impact
 - Recommended blade 10" Blade, 200 Teeth
- RPS PRODUCT information can be found on page T-2

Perfect Blade for RPS & DEM Mouldings
RPS-10-200
10" Blade, 200 Teeth

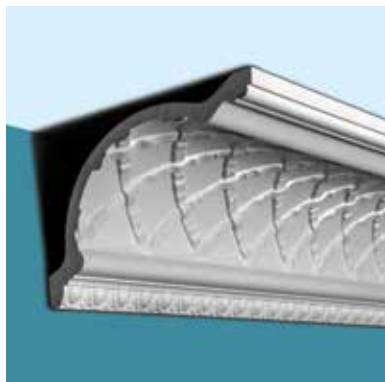
All dimensions are approximate.

Important: See Page T-2
For Shipping Program


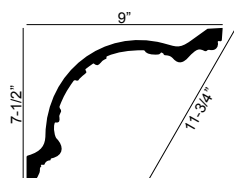
Large Decorative Cornices



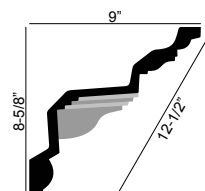
POLYURETHANE DEM MOULDINGS • POLYSTYRENE RPS MOULDINGS



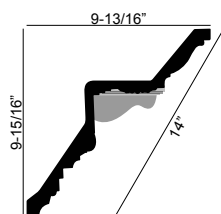
♦ **DEM-197**
Length: 96"
Design Repeat: 4-1/4"



♦ **DEM-186**
Length: 94-1/2"
Design Repeat: 7-7/8"




♦ **DEM-199**
Length: 96"
Design Repeat: 8"




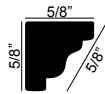
- 100% Recycled Polystyrene
 - High Impact
 - Recommended blade 10" Blade, 200 Teeth
- RPS PRODUCT information can be found on page T-2

Perfect Blade for RPS & DEM Mouldings
RPS-10-200
10" Blade, 200 Teeth


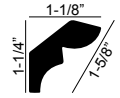
All dimensions are approximate.
Important: See Page T-2
For Shipping Program




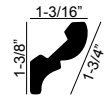
RPS-0201
Length: 96"




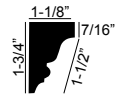
BED MOULDING
RPS-0075
Length: 96"




BED MOULDING
RPS-0074
Length: 96"



RPS-0283
Length: 96"



RPS-0284
Length: 96"




DEM-201
Length: 94-1/2"




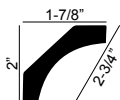
- 100% Recycled Polystyrene
 - High Impact
 - Recommended blade 10" Blade, 200 Teeth
- RPS PRODUCT information can be found on page T-2

Perfect Blade for RPS & DEM Mouldings
RPS-10-200
10" Blade, 200 Teeth


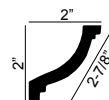
All dimensions are approximate.
Important: See Page T-2
For Shipping Program




DEM-203
Length: 94-1/2"




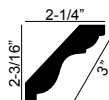
DEM-202
Length: 96"




RPS-0207
Length: 96"



DEM-204
Length: 96"



RPS-0208
Length: 96"



DEM-208
Length: 94-1/2"




- 100% Recycled Polystyrene
 - High Impact
 - Recommended blade 10" Blade, 200 Teeth
- RPS PRODUCT information can be found on page T-2


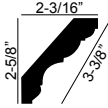
Perfect Blade for RPS & DEM Mouldings
RPS-10-200
10" Blade, 200 Teeth

All dimensions are approximate.


Important: See Page T-2
For Shipping Program




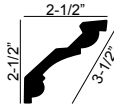
DEM-206
Length: 96"




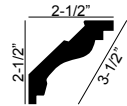
DEM-209
Length: 94-1/2"



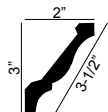
RPS-0189
Length: 96"




RPS-2210
Length: 96"



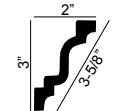
RPS-0049
Length: 96"



Matches WM49




DEM-211
Length: 94-1/2"




- 100% Recycled Polystyrene
 - High Impact
 - Recommended blade 10" Blade, 200 Teeth
- RPS PRODUCT information can be found on page T-2

Perfect Blade for RPS & DEM Mouldings
RPS-10-200
10" Blade, 200 Teeth


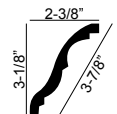
All dimensions are approximate.
Important: See Page T-2
For Shipping Program




DEM-212
Length: 96"




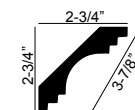
DEM-207
Length: 96"



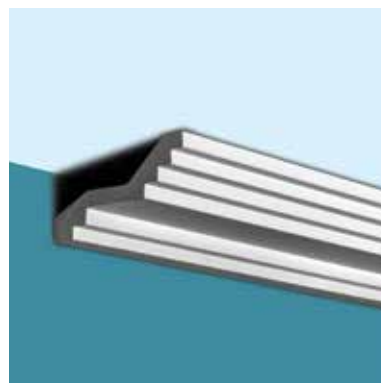
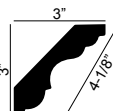
DEM-213
Length: 94-1/2"



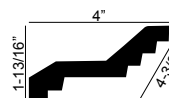
DEM-214
Length: 94-1/2"



DEM-220
Length: 94-1/2"



DEM-231
Length: 94-1/2"




- 100% Recycled Polystyrene
 - High Impact
 - Recommended blade 10" Blade, 200 Teeth
- RPS PRODUCT information can be found on page T-2


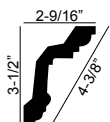
Perfect Blade for RPS & DEM Mouldings
RPS-10-200
10" Blade, 200 Teeth

All dimensions are approximate.


Important: See Page T-2
For Shipping Program




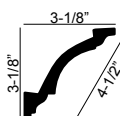
DEM-232
Length: 96"




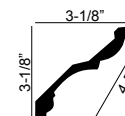
DEM-233
Length: 94-1/2"




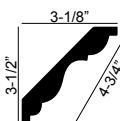
RPS-2225
Length: 96"



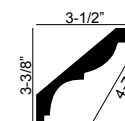
RPS-0183
Length: 96"



DEM-230
Length: 94-1/2"




DEM-235
Length: 94-1/2"




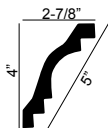
- 100% Recycled Polystyrene
 - High Impact
 - Recommended blade 10" Blade, 200 Teeth
- RPS PRODUCT information can be found on page T-2

Perfect Blade for RPS & DEM Mouldings
RPS-10-200
10" Blade, 200 Teeth

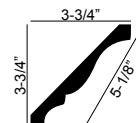
All dimensions are approximate.
Important: See Page T-2
For Shipping Program




DEM-236
Length: 94-1/2"




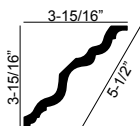
RPS-0045
Length: 96"



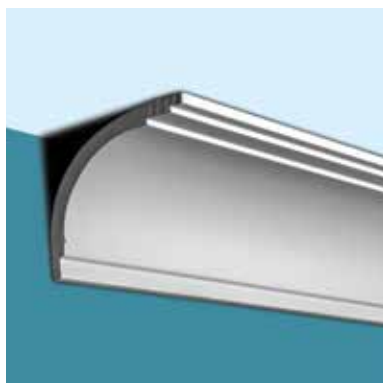
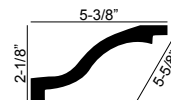
Matches WM45




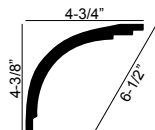
DEM-244
Length: 94-1/2"



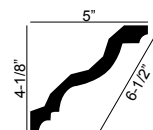
DEM-240
Length: 94-1/2"



DEM-250
Length: 94-1/2"



DEM-255
Length: 94-1/2"




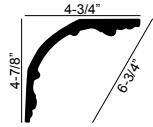
- 100% Recycled Polystyrene
 - High Impact
 - Recommended blade 10" Blade, 200 Teeth
- RPS PRODUCT information can be found on page T-2

Perfect Blade for RPS & DEM Mouldings
RPS-10-200
10" Blade, 200 Teeth


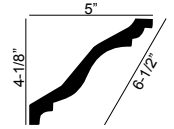
All dimensions are approximate.
Important: See Page T-2
For Shipping Program




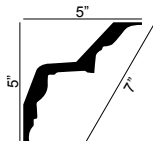
◆ **DEM-260**
Length: 96"




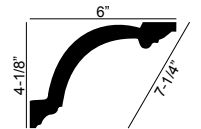
◆ **DEM-261**
Length: 94-1/2"




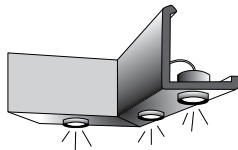
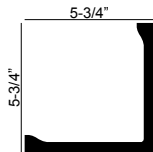
◆ **DEM-265**
Length: 94-1/2"



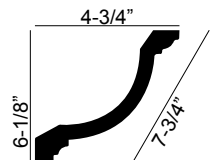
◆ **DEM-270**
Length: 94-1/2"



◆ **DEM-271**
Length: 96"



◆ **DEM-269**
Length: 94-1/2"




- 100% Recycled Polystyrene
 - High Impact
 - Recommended blade 10" Blade, 200 Teeth
- RPS PRODUCT information can be found on page T-2

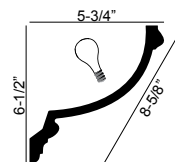
Perfect Blade for RPS & DEM Mouldings
RPS-10-200
10" Blade, 200 Teeth

All dimensions are approximate.


Important: See Page T-2
For Shipping Program




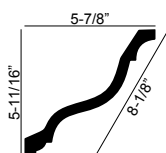
◆ **DEM-272**
Length: 94-1/2"



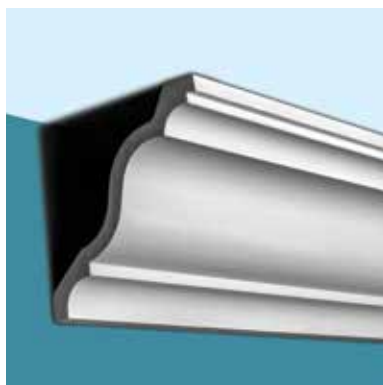
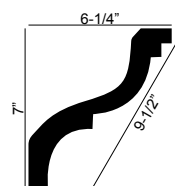
Great for
indirect lighting



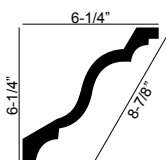
◆ **DEM-274**
Length: 96"



◆ **DEM-277**
Length: 96"



◆ **DEM-276**
Length: 96"




- 100% Recycled Polystyrene
 - High Impact
 - Recommended blade 10" Blade, 200 Teeth
- RPS PRODUCT information can be found on page T-2


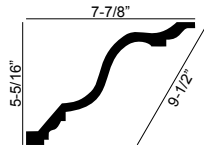
Perfect Blade for RPS & DEM Mouldings
RPS-10-200
10" Blade, 200 Teeth

All dimensions are approximate.


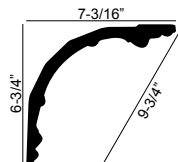
Important: See Page T-2
For Shipping Program



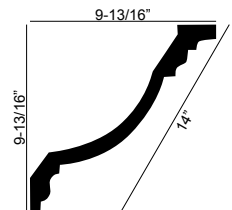
◆ **DEM-273**
Length: 94-1/2"



◆ **DEM-275**
Length: 96"



◆ **DEM-283**
Length: 96"



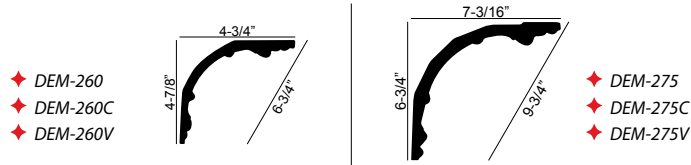
- 100% Recycled Polystyrene
 - High Impact
 - Recommended blade 10" Blade, 200 Teeth
- RPS PRODUCT information can be found on page T-2

Perfect Blade for RPS & DEM Mouldings
RPS-10-200
10" Blade, 200 Teeth

All dimensions are approximate.
Important: See Page T-2
For Shipping Program



TWO SIZES AVAILABLE



CROWN MOULDING



◆ DEM-260 length 96"

◆ DEM-275 length 96"

DECORATIVE CENTER MOULDING



◆ DEM-260C length 96"

◆ DEM-275C length 96"

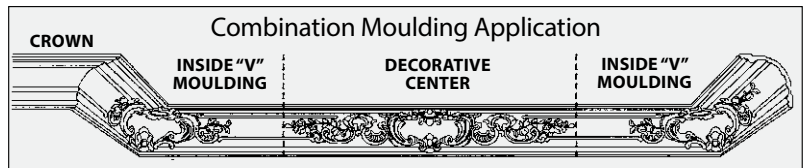
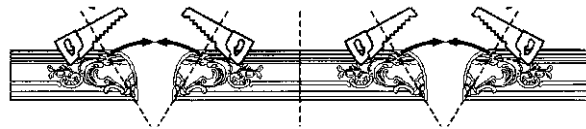
INSIDE "V" CORNER MOULDING



◆ DEM-260V length 96"

◆ DEM-275V length 96"

DEM-260V and DEM-275V can be mitered to create 2 inside corners



Perfect Blade for RPS & DEM Mouldings
RPS-10-200...10" Blade, 200 Teeth

All dimensions are approximate.
Important: See Page T-2 For Shipping Program



OUTSIDE CORNER
DEM-10
Height: 3"
Projection: 4-1/8"

CENTER
DEM-11
Height: 3"
Projection: 3"

INSIDE CORNER
DEM-12
Height: 3"
Projection: 4-1/8"

Works with our DEM Mouldings:

DEM-105...page T-4
DEM-111...page T-4
DEM-114...page T-4

Works with our RPS Mouldings:

RPS-0049...page T-17 RPS-2210...page T-17
RPS-0189...page T-17
RPS-0207...page T-16




OUTSIDE
DEM-13
Height: 3-3/4"
Projection: 5"
INSIDE
DEM-14
Height: 3-3/4"
Projection: 5"

Works with our DEM Mouldings:

DEM-120...page T-5 DEM-220...page T-18
DEM-122...page T-6 DEM-230...page T-19
DEM-130...page T-6

Works with our RPS Mouldings:

RPS-0049...page T-17 RPS-2210...page T-17
RPS-0189...page T-17 RPS-2225...page T-19
RPS-1120...page T-5



OUTSIDE CORNER
DEM-18
Height: 4-3/4"
Projection: 6-3/4"

CENTER
DEM-19
Height: 4-3/4"
Projection: 4-5/8"

INSIDE CORNER
DEM-20
Height: 4-3/4"
Projection: 6-3/4"

Works with our DEM Mouldings:

DEM-132...page T-6
DEM-142...page T-7
DEM-146...page T-7
DEM-157...page T-9

Works with our RPS Mouldings:

DEM-235...page T-19 DEM-244...page T-20
RPS-0045...page T-20
RPS-0183...page T-19



OUTSIDE CORNER
DEM-15
Height: 4"
Projection: 5-1/4"

CENTER
DEM-16
Height: 4"
Projection: 4"


INSIDE CORNER
DEM-17
Height: 4"
Projection: 5-1/4"

Works with our DEM Mouldings:

DEM-125...page T-6 DEM-220...page T-18
DEM-126...page T-6 DEM-230...page T-19
DEM-130...page T-6
DEM-136...page T-7

Works with our RPS Mouldings:

RPS-0049...page T-17 RPS-2210...page T-17
RPS-0183...page T-19 RPS-2225...page T-19



OUTSIDE CORNER
DEM-21
Height: 4-3/4"
Projection: 6-1/2"

CENTER
DEM-22
Height: 4-3/4"
Projection: 4-3/4"

INSIDE CORNER
DEM-23
Height: 4-3/4"
Projection: 6-1/2"

Works with our DEM Mouldings:

DEM-125...page T-6
DEM-142...page T-7
DEM-146...page T-7
DEM-157...page T-9

Works with our RPS Mouldings:


DEM-235...page T-19 DEM-244...page T-20
RPS-0045...page T-20
RPS-0183...page T-19

Perfect Blade for RPS & DEM Mouldings
RPS-10-200...10" Blade, 200 Teeth

All dimensions are approximate.
Important: See Page T-2 For Shipping Program



POLYURETHANE DEM MOULDINGS • POLYSTYRENE RPS MOULDINGS




INSIDE
DEM-120-A
OUTSIDE
DEM-120-B
Pre-mitered corners
Works with
DEM-120 pg. T-5



INSIDE
DEM-122-A
OUTSIDE
DEM-122-B
Pre-mitered corners
Works with
DEM-122 pg. T-6



INSIDE
DEM-130-A
OUTSIDE
DEM-130-B
Pre-mitered corners
Works with
DEM-130 pg. T-6



INSIDE
DEM-136-A
OUTSIDE
DEM-136-B
Pre-mitered corners
Works with
DEM-136 pg. T-7



INSIDE
DEM-146-A
OUTSIDE
DEM-146-B
Pre-mitered corners
Works with
DEM-146 pg. T-7



INSIDE
DEM-162-A
OUTSIDE
DEM-162-B
Pre-mitered corners
Works with
DEM-162 pg. T-10



INSIDE
DEM-174-A
OUTSIDE
DEM-174-B
Pre-mitered corners
Works with
DEM-174 pg. T-11



- 100% Recycled Polystyrene
 - High Impact
 - Recommended blade 10" Blade, 200 Teeth
- RPS PRODUCT information can be found on page T-2

Perfect Blade for RPS & DEM Mouldings
RPS-10-200
10" Blade, 200 Teeth


All dimensions are approximate.
Important: See Page T-2
For Shipping Program

Plain Corners

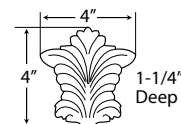


INSIDE
DEM-273-A
OUTSIDE
DEM-273-B
Pre-mitered corners
Works with
DEM-273 pg. T-23

Decorative Keystone Applique



 **RPS-0376-A**
9/16" groove on back
to accommodate
moulding
Works with
RPS-0376 pg. T-46



- 100% Recycled Polystyrene
- High Impact
- Recommended blade 10" Blade, 200 Teeth

RPS PRODUCT information can be found on page T-2

Perfect Blade for RPS & DEM Mouldings
RPS-10-200
10" Blade, 200 Teeth


All dimensions are approximate.
Important: See Page T-2
For Shipping Program



High Impact Peel & Stick Mouldings With Pre-Mitered Inside & Outside Corners.


- **Peel & Stick** – Fast, easy installation without glue or nails
- **Moisture Resistant** – Great for bathrooms, kitchens, and basements
- **High Impact** – Polymer material is as hard as oak
- **Paintable** – Smooth surface is ready to paint without priming
- **Eco-friendly** – Made from 100% recycled polystyrene

See Pages T-30~T-31, For Our Coordinating 1-Piece Panel Frames

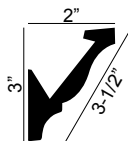





Crown Moulding




TFM-49-A
Length: 96"



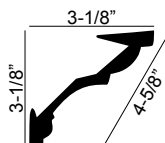
1" permanent adhesive strip on the bottom back of the moulding.




Great For Indirect Lighting



TFM-183-A
Length: 96"



1" permanent adhesive strip on the bottom back of the moulding.



Great For Indirect Lighting

Pre-Mitered Inside & Outside Corners

Both corners come in two pieces that are 15-3/4" long and cut at 45 degrees

Assembly Required • Free tube of filler included: RD-0775

Inside Corners

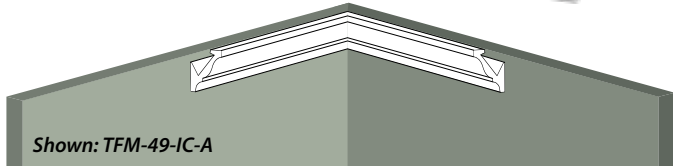
Pre-mitred pieces fit together to create an inside corner.



TFM-49-IC-A



TFM-183-IC-A



Shown: TFM-49-IC-A

Outside Corners


Pre-mitred pieces fit together to create an outside corner.



TFM-49-OC-A



TFM-183-OC-A



Shown: TFM-49-OC-A




Why cut and miter?

Outwater's NEW Panel Frames Can Be Used For Wall Panels, Wainscoting & Doors

Use these simple, peel & stick, pre-assembled, one piece panel frames to add elegance and enhance the beauty of any room.

Material:
High Impact
Polystyrene



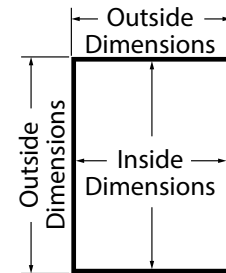




The Crowning Touch Panel Frames

Material: High Impact Polystyrene

- **Peel & Stick** – Fast, easy installation without glue or nails
- **Moisture Resistant** – Great for bathrooms, kitchens, and basements
- **High Impact** – Polymer material is as hard as oak
- **Paintable** – Smooth surface is ready to paint without priming
- **Eco-Friendly** – Made from 100% recycled polystyrene
- **Panels are Pre-Assembled**

Available in 4 Sizes



PNFR1232-WH

Outside: 11-13/16" x 31-1/2"

Inside: 9-9/16" x 29-1/4"

Depth: 9/16"

PNFR2432-WH

Outside: 23-5/8" x 31-1/2"

Inside: 21-3/8" x 29-1/4"

Depth: 9/16"

PNFR2428-WH

Outside: 23-5/8" x 27-9/16"

Inside: 21-3/8" x 25-5/16"

Depth: 9/16"

PNFR2436-WH

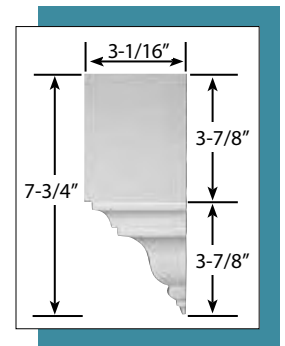
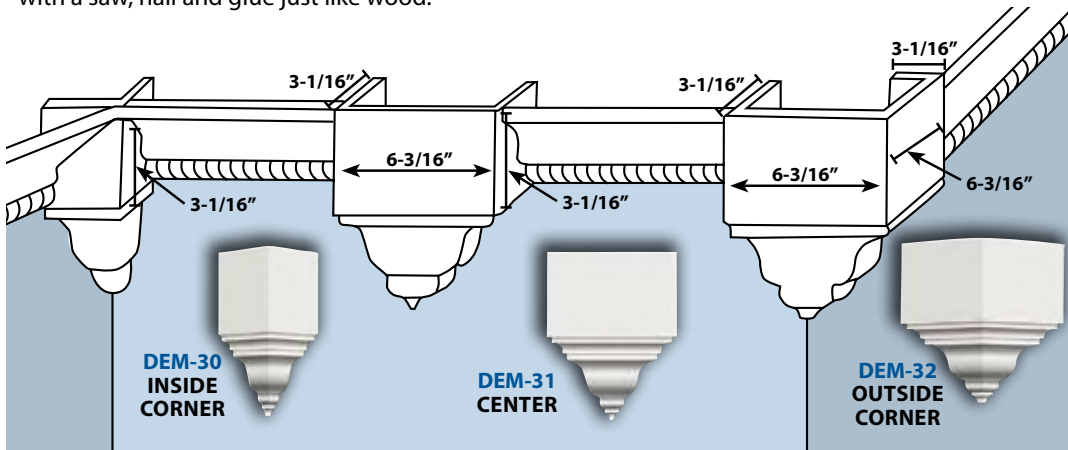
Outside: 23-5/8" x 35-7/16"

Inside: 21-3/8" x 33-3/16"

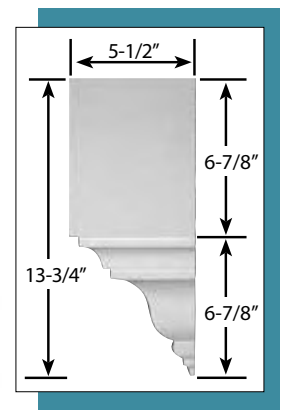
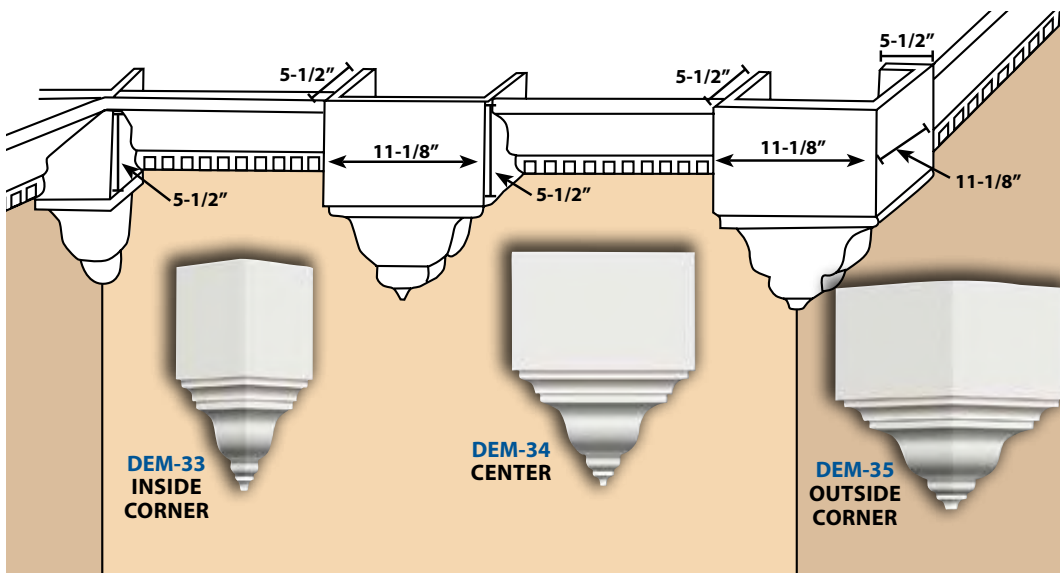
Depth: 9/16"

Our corner and center blocks allow you to install cornice mouldings quickly and easily with no need for mitering. Adding these architectural embellishments will highlight the beauty and visual appeal that crown moulding offers.

- **One piece pre-assembled, Corners & Centers.**
No need to construct your own center and outside corner, we've done the work for you, saving valuable time.
- Primed and ready for paint.
- Lightweight and easy to install, corners and centers can be cut with a saw, nail and glue just like wood.



Crown Moulding cannot exceed 3-3/16" height and 3" projection
Many great crown options can be found on pages T-9~10



Crown Moulding cannot exceed 6-3/4" height and 5-1/2" projection
Many great crown options can be found on pages T-9~10

MP-25-ADH
10.1 oz. tube
Multi-Purpose Adhesive
Approximate adhesive yields*
Mouldings 2" + Under - 60'
Mouldings 2 - 5" - 45'
Mouldings 5" + Over - 30'
*Yields are approximate and based on average conditions and installation technique.


CAULK-GUN

All dimensions are approximate.
Important: See Page T-2 For Shipping Program

Decorative Panel Mouldings



POLYURETHANE DEM MOULDINGS • POLYSTYRENE RPS MOULDINGS



DEM-303
Length: 96"
Design Repeat: 7/8"




DEM-303F - Flexible
Length: 93"
Design Repeat: 7/8"
Max Radius 8"



RPS-3305
Length: 96"
Design Repeat: 1"



Corner available:
DEM-305A, see page T-39



RPS-3307
Length: 96"
Design Repeat: 2-1/4"



DEM-311
Length: 94-1/2"
Design Repeat: 2-1/2"



Corner available:
DEM-313A, see page T-39



DEM-313
Length: 94-1/2"
Design Repeat: 10"



DEM-314
Length: 96"
Design Repeat: 7"



Over Corner available:
DEM-314A & DEM-314-L/R, see page T-39



DEM-315
Length: 94-1/2"
Design Repeat: 2-3/8"



Corner available:
DEM-315A, see page T-40



- 100% Recycled Polystyrene
 - High Impact
 - Recommended blade 10" Blade, 200 Teeth
- RPS PRODUCT information can be found on page T-2

Perfect Blade for RPS & DEM Mouldings
RPS-10-200
10" Blade, 200 Teeth

All dimensions are approximate.


Important: See Page T-2
For Shipping Program



RPS-3319
Length: 96"
Design Repeat: 1-3/4"



DEM-318
Length: 96"
Design Repeat: 8"




DEM-320
Length: 96"
Design Repeat: 1-3/8"



Corner available:
DEM-320A, see page T-40



DEM-322
Length: 96"
Design Repeat: 1-1/2"



DEM-321
Length: 94-1/2"
Design Repeat: 1-3/8"



Corner available:
DEM-321A, see page T-40



DEM-323
Length: 94-1/2"
Design Repeat: 1-1/4"



DEM-326
Length: 96"
Design Repeat: 1/2"
Dots 24 per 12"



DEM-327
Length: 94-1/2"
Design Repeat: 5-1/2"



- 100% Recycled Polystyrene
 - High Impact
 - Recommended blade 10" Blade, 200 Teeth
- RPS PRODUCT information can be found on page T-2

Perfect Blade for RPS & DEM Mouldings
RPS-10-200
10" Blade, 200 Teeth


All dimensions are approximate.

Important: See Page T-2
For Shipping Program

Decorative Panel Mouldings




POLYURETHANE DEM MOULDINGS • POLYSTYRENE RPS MOULDINGS



DEM-330
Length: 96"
Design Repeat: 3/4"



DEM-328
Length: 96"
Design Repeat: 7"



DEM-331
Length: 94-1/2"
Design Repeat: 1-3/4"




Corner available:
DEM-331A, see page T-40



DEM-332
Length: 96"
Design Repeat: 5"



DEM-338
Length: 96"
Design Repeat: 3/4"



DEM-336
Length: 94-1/2"
Design Repeat: 4"



Corner available:
DEM-336A, see page T-40



- 100% Recycled Polystyrene
 - High Impact
 - Recommended blade 10" Blade, 200 Teeth
- RPS PRODUCT information can be found on page T-2

Perfect Blade for RPS & DEM Mouldings
RPS-10-200
10" Blade, 200 Teeth

All dimensions are approximate.
Important: See Page T-2
For Shipping Program




Matches LWM135

ASTRAGAL
RPS-0167
Length: 96"



BASE CAP
RPS-0234
Length: 96"



Matches WM164

BASE CAP
RPS-0164
Length: 96"



BASE CAP
RPS-0282
Length: 96"



Corner available:
DEM-400A, see page T-41

RPS-4400
Length: 96"



Corners available:
DEM-405B, C, D, F, see page T-41

RPS-4405
Length: 96"



Corner available:
DEM-410A, see page T-41

RPS-4410
Length: 96"



DEM-415
Length: 94-1/2"




- 100% Recycled Polystyrene
 - High Impact
 - Recommended blade 10" Blade, 200 Teeth
- RPS PRODUCT information can be found on page T-2

Perfect Blade for RPS & DEM Mouldings
RPS-10-200
10" Blade, 200 Teeth

All dimensions are approximate.

Important: See Page T-2
For Shipping Program



DEM-416
Length: 94-1/2"




RPS-0390
Length: 96"



Matches WM390




DEM-425
Length: 94-1/2"




DEM-419
Length: 94-1/2"



Corner available:
DEM-419A, see page T-41



DEM-420
Length: 94-1/2"



RPS-0298
Length: 96"



Matches WM298



- 100% Recycled Polystyrene
 - High Impact
 - Recommended blade 10" Blade, 200 Teeth
- RPS PRODUCT information can be found on page T-2

Perfect Blade for RPS & DEM Mouldings
RPS-10-200
10" Blade, 200 Teeth

All dimensions are approximate.

Important: See Page T-2
For Shipping Program


Mitreless Cover & Butt Joint Corner

The 90° Mitreless Corner Cover & 180° Mitreless Straight Cover

These products are decorative and designed to eliminate mitering and butt joints. The covers will hide any imperfections on moulding edges and save time on installation.



Our corners allow for miscuts up to 1/4"



The 90° Butt Joint Corner & 180° Straight Butt Joint

When two ends of material are joined by butting them together using adhesive and caulk or other type of filler. These items need to have a tight fit and may require sanding, build up and caulking.



All dimensions are approximate.
Important: See Page T-2 For Shipping Program




RPS-3305
1-1/4" x 3/8" x 96"



90° BUTT JOINT CORNER
DEM-305A
8-1/2" x 8-1/2"



DEM-313
1-5/8" x 1-1/8" x 94-1/2"



90° BUTT JOINT CORNER
DEM-313A
8-7/8" x 8-7/8"



DEM-314
1-7/8" x 3/4" x 96"



90° MITRELESS CORNER COVER
DEM-314A
14-1/4" x 14-1/4"



Shown with DEM-314A



90° MITRELESS CORNER COVER
DEM-314-L/R
16" W x 18" H
Left and Right



DEM-315
1-7/8" x 3/4" x 94-1/2"



90° BUTT JOINT CORNER
DEM-315F
12-3/4" x 12-3/4" x 3/4"



DEM-320
2" x 7/8" x 96"




DEM-321
2-3/8" x 3/4" x 94-1/2"



90° MITRELESS CORNER COVER
DEM-315A
10-1/2" x 11"



◀ ROSETTE
DEM-315D
2-1/2" Dia.
x 1/2" Thick



90° MITRELESS CORNER COVER
DEM-320A
9" x 9" x 1-1/4"



90° BUTT JOINT CORNER
DEM-321A
10-1/4" x 10-1/4"



90° BUTT JOINT CORNER
DEM-315E
10" x 10" x 3/4"




90° BUTT JOINT CORNER
DEM-315C
9-7/8" x 9-7/8" x 3/4"



DEM-331
3-1/8" x 3/4" x 94-1/2"



90° BUTT JOINT CORNER ▶
DEM-331B
16-1/8" x 16-1/8"



DEM-336
4" x 1-1/4" x 96"



90° MITRELESS CORNER COVER
DEM-336A
11-3/8" x 11-3/8"



◀ 90° BUTT JOINT CORNER
DEM-331A
19-7/8" x 19-7/8"

All dimensions are approximate.
Important: See Page T-2 For Shipping Program



RPS-4400

1-5/8" x 11/16" x 96"



Hand Carved Wood
< 90° MITRELESS CORNER COVER DEM-400-E
3" x 3"

180° MITRELESS > CORNER COVER DEM-400-F
3-1/4" x 2-3/4"



RPS-4405

1-1/2" x 5/8" x 96"



Hand Carved Wood
< 90° MITRELESS CORNER COVER DEM-405D
9" x 9"



Hand Carved Wood
< 180° MITRELESS STRAIGHT COVER DEM-405-F
3-1/4" x 2-3/4"

180° BUTT > JOINT CORNER DEM-405C
6-1/8" x 6-1/8"



Hand Carved Wood
< 180° STRAIGHT BUTT JOINT DEM-405B
9-1/4" x 4-3/8"



DEM-415

2" x 5/8" x 94-1/2"



90° MITRELESS CORNER COVER DEM-415A
10" x 10"



180° MITRELESS STRAIGHT COVER DEM-415B
15" x 4"



DEM-419

2-9/16" x 13/16" x 94-1/2"



90° MITRELESS CORNER COVER DEM-419A
11-3/8" x 11-3/8"



RPS-4410

1-5/8" x 1/2" x 96"



All dimensions are approximate.
Important: See Page T-2 For Shipping Program



DEM-334
Length: 96"
Design Repeat: 12"



DEM-335
Length: 94-1/2"
Design Repeat: 19"



DEM-384
Length: 96"
Design Repeat: 7"



DEM-385
Length: 96"
Design Repeat: 5"



- 100% Recycled Polystyrene
 - High Impact
 - Recommended blade 10" Blade, 200 Teeth
- RPS PRODUCT information can be found on page T-2

Perfect Blade for RPS & DEM Mouldings
RPS-10-200
10" Blade, 200 Teeth

All dimensions are approximate.
Important: See Page T-2
For Shipping Program



DEM-390
Length: 96"
Design Repeat: 12"




DEM-392
Length: 96"
Design Repeat: 5-1/8"



DEM-395
Length: 96"
Design Repeat: 16"



DEM-397
Length: 96"
Design Repeat: 1"



DEM-398
Length: 96"
Design Repeat: 2"



- 100% Recycled Polystyrene
 - High Impact
 - Recommended blade 10" Blade, 200 Teeth
- RPS PRODUCT information can be found on page T-2


Perfect Blade for RPS & DEM Mouldings
RPS-10-200
10" Blade, 200 Teeth

All dimensions are approximate.


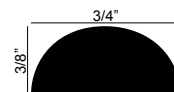
Important: See Page T-2
For Shipping Program




SHOE MOULDING
RPS-0127-07
Length: 96"



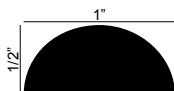
HALF ROUND
RPS-0052
Length: 96"



QUARTER ROUND
RPS-0105
Length: 96"



HALF ROUND
RPS-0120
Length: 96"



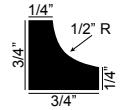
- 100% Recycled Polystyrene
 - High Impact
 - Recommended blade 10" Blade, 200 Teeth
- RPS PRODUCT information can be found on page T-2

Perfect Blade for RPS & DEM Mouldings
RPS-10-200
10" Blade, 200 Teeth


All dimensions are approximate.
Important: See Page T-2
For Shipping Program



SCOTIA MOULDING
RPS-0093
Length: 96"



DOOR STOP
RPS-0935
Length: 96"



ANGLE MOULDING
RPS-2205
Length: 96"



- 100% Recycled Polystyrene
 - High Impact
 - Recommended blade 10" Blade, 200 Teeth
- RPS PRODUCT information can be found on page T-2

Perfect Blade for RPS & DEM Mouldings
RPS-10-200
10" Blade, 200 Teeth

All dimensions are approximate.

Important: See Page T-2
For Shipping Program



RPS-0493-07
Length: 96"
for 1/2" board



RPS-0491-07
Length: 96"
for 3/8" board



RPS-0376
Length: 96"



Matches WM376



RPS-0327
Length: 96"



Matches WM327



RPS-0361
Length: 96"



Matches WM361



CAP/BACKBAND
RPS-0492-07
Length: 96" for 3/8" board



- 100% Recycled Polystyrene
 - High Impact
 - Recommended blade 10" Blade, 200 Teeth
- RPS PRODUCT information can be found on page T-2

Perfect Blade for RPS & DEM Mouldings
RPS-10-200
10" Blade, 200 Teeth

All dimensions are approximate.

Important: See Page T-2
For Shipping Program



DEM-430
Length: 94-1/2"



DEM-394
Length: 96"
Design Repeat: 1-1/2"



RPS-0299
Length: 96"



Matches RB3



DEM-396
Length: 96"



- 100% Recycled Polystyrene
 - High Impact
 - Recommended blade 10" Blade, 200 Teeth
- RPS PRODUCT information can be found on page T-2

Perfect Blade for RPS & DEM Mouldings
RPS-10-200
10" Blade, 200 Teeth

All dimensions are approximate.
Important: See Page T-2
For Shipping Program



RPS-0431
Length: 96"



DEM-435
DEM-435-F - Flexible
Length: 94-1/2"
10" Max Radius
on Flexible



RPS-4440
Length: 96"



RPS-4450
Length: 96"



RPS-4455
Length: 96"



RPS-4475
Length: 96"



Matches WM163E



- 100% Recycled Polystyrene
 - High Impact
 - Recommended blade 10" Blade, 200 Teeth
- RPS PRODUCT information can be found on page T-2

Perfect Blade for RPS & DEM Mouldings
RPS-10-200
10" Blade, 200 Teeth

All dimensions are approximate.

Important: See Page T-2
For Shipping Program



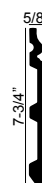
RPS-4887-PVC
Length: 96"
Material: PVC



Fits Over Max 5" H x 9/16" Proj.



RPS-4870
Length: 96"



- 100% Recycled Polystyrene
 - High Impact
 - Recommended blade 10" Blade, 200 Teeth
- RPS PRODUCT information can be found on page T-2

Perfect Blade for RPS & DEM Mouldings
RPS-10-200
10" Blade, 200 Teeth

All dimensions are approximate.
Important: See Page T-2
For Shipping Program



DEM-507
9-11/16" Dia.
Projection:
1-3/16"



DEM-510
12" Dia.
Projection:
1-1/8"



DEM-511
12-11/16" Dia.
Projection:
1-1/16"
ID: 3-15/16"



DEM-513
15" Dia.
Projection:
1-3/4"



DEM-514
15-1/2" Dia.



DEM-515
15-3/4" Dia.
Projection:
1-7/8"



DEM-517
15-3/4" Dia.
Projection:
13/16"
ID: 3-15/16"



DEM-516
16-1/2" Dia.
Projection:
1-1/2"



DEM-518
16-3/4" Dia.
Projection:
1-3/8"



DEM-519
18" Dia.
Projection:
1-1/2"
ID: 3-5/8"



For our complete line of CEILING DOMES,
see pgs. S-38~39

All dimensions are approximate.
Important: See Page T-2 For Shipping Program



DEM-520
18" Dia.
Projection:
1-1/2"
ID: 3-5/8"



DEM-521
18" Dia.
Projection:
1-3/4"



DEM-522
18" Dia.
Projection:
1-1/2"
ID: 3-5/8"



DEM-528
18" Dia.
Projection:
1-1/2"
ID: 3-5/8"



DEM-525
18" Dia.
Projection:
1-1/2"
ID: 3-5/8"



DEM-531
18" Dia.
Projection:
1-7/8"
ID: 3-5/8"



DEM-534
18" Dia.
Projection:
1-3/8"
ID: 3-5/8"



DEM-537
18" x 18"
Projection:
1-5/8"
ID: 3-5/8"



DEM-540
19" Dia.
Projection:
1-5/8"



DEM-543
20-1/2" Dia.
Projection:
1-1/2"



For our complete line of CEILING DOMES,
see pgs. S-38~39

All dimensions are approximate.
Important: See Page T-2 For Shipping Program



DEM-545
21" Dia.
Projection:
1-15/16"



DEM-546
21" Dia.
Projection:
1-3/8"



DEM-549
22-5/8" Dia.
Projection:
1-3/4"



DEM-552
23-5/8" Dia.
Projection:
2-3/4"



DEM-555
23-5/8" Dia.
Projection:
3-1/2"



DEM-558
23-5/8" Dia.
Projection:
2-1/8"
ID: 3-5/8"



DEM-561
24" Dia.
Projection: 3"



DEM-564
24-1/4" Dia.
Projection: 2"



DEM-563
24-3/8" Dia.
Projection:
1-1/2"



♦ **DEM-566**
25-9/16" Dia.
Projection:
5-1/2"




For our complete line of CEILING DOMES,
see pgs. S-38~39

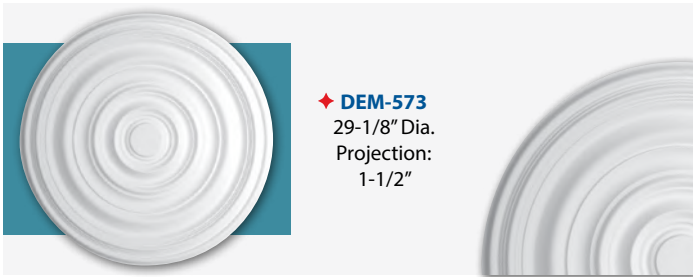
All dimensions are approximate.
Important: See Page T-2 For Shipping Program



◆ **DEM-567**
27-1/8" Dia.
Projection:
2-1/2"



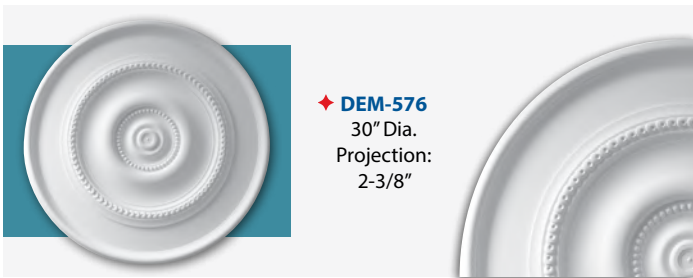
◆ **DEM-570**
28-1/8" Dia.
Projection:
1-7/8"



◆ **DEM-573**
29-1/8" Dia.
Projection:
1-1/2"



◆ **DEM-575**
30" Dia.
Projection:
2-9/16"
ID: 3-15/16"



◆ **DEM-576**
30" Dia.
Projection:
2-3/8"



◆ **DEM-577**
30-1/2" Dia.
Projection:
1-9/16"




◆ **DEM-578**
31-1/2" Dia.
Projection:
1-15/16"



◆ **DEM-579**
31-1/2" Dia.
Projection:
1-7/8"



◆ **DEM-582**
32-5/8" Dia.
Projection: 2"



◆ **DEM-583**
32-11/16" Dia.
Projection:
1-7/8"

For our complete line of CEILING DOMES,
see pgs. S-38~39

All dimensions are approximate.
Important: See Page T-2 For Shipping Program



◆ **DEM-581**
35-3/16" Dia.
Projection:
2-9/16"
ID: 3-15/16"



**SURFACE MOUNT
CEILING
DOME/MEDALLION**
◆ **DEM-584**
37-1/4" Dia.
Projection:
4-1/2"



◆ **DEM-585**
37-1/2" Dia.
Projection:
3-1/2"



DEM-590
Long Side: 17"
Short Side: 12"
Projection: 1-5/8"



DEM-592
Long Side: 18-1/2"
Short Side: 13-1/2"
Projection: 2"



DEM-594
Long Side: 23-3/4"
Short Side: 12-1/4"
Projection: 1-3/4"



◆ **DEM-593**
Long Side: 24"
Short Side: 20-1/2"
Projection: 1-3/16"



◆ **DEM-596**
Long Side: 30-1/2"
Short Side: 20"
Projection: 1-1/2"



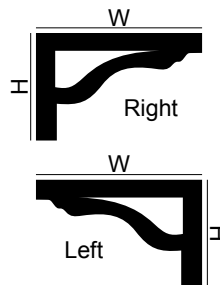



◆ **DEM-598**
Long Side: 36"
Short Side: 26"
Projection: 1-5/8"



◆ **DEM-595**
Long Side: 37"
Short Side: 26"
Projection: 1-3/8"

For our complete line of CEILING DOMES,
see pgs. S-38~39

All dimensions are approximate.
Important: See Page T-2 For Shipping Program



MP-25-ADH 10.1 oz. tube
Multi-Purpose Adhesive
 Approximate adhesive yields*
 Mouldings 2" + Under - 60'
 Mouldings 2 - 5" - 45'
 Mouldings 5" + Over - 30'

*Yields are approximate and based on average conditions and installation technique.

CAULK-GUN

All dimensions are approximate.
 Important: See Page T-2 For Shipping Program

DEM-710 Series

DEM-710A


7-1/8" H x 17-1/2" W
2-5/8" Projection



CAPITAL

DEM-710

78-3/4" L x 9-7/8" W
1-1/8" Projection



PILASTER



PLINTH

DEM-710B


6-1/4" H x 13-1/8" W
2-3/4" Projection



DEM-715 Series

DEM-715

78-3/4" L x 12-1/2" W
1-1/8" Projection



PILASTER



DEM-720 Series

DEM-720A


25-1/4" H x 25-3/8" W
8-1/4" Projection



CAPITAL

DEM-720

94-1/2" L x 17-3/4" W
1-1/2" Projection



PILASTER



DEM-720B

31-5/8" H x 23-5/8" W
5-1/2" Projection



PLINTH



All dimensions are approximate. **Important:** See Page T-2 For Shipping Program

Door Surrounds & Accessories



POLYURETHANE ARCHITECTURAL ELEMENTS

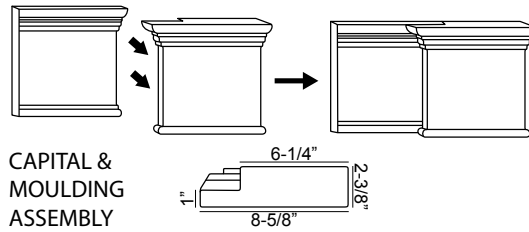
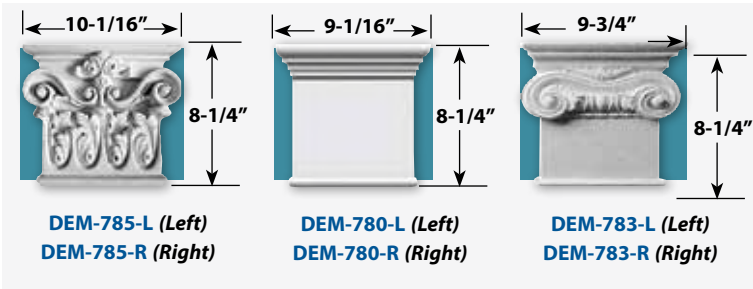
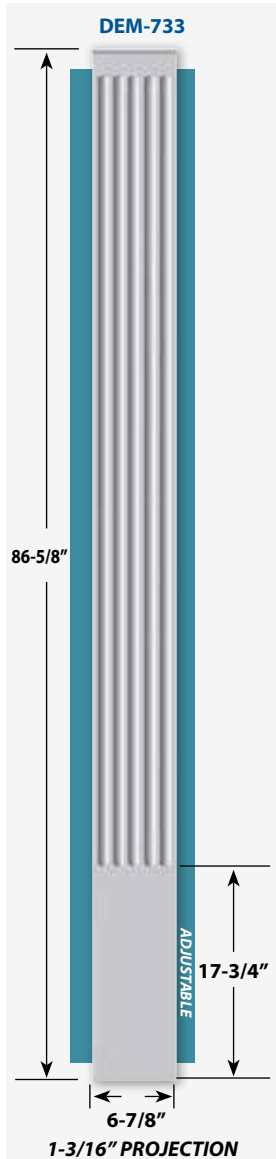

- For Interior & Exterior Applications. • Will not split, decay, warp or rot. • Primed and ready to paint. (When using as an exterior application, we recommend using a "UV" stabilized paint).



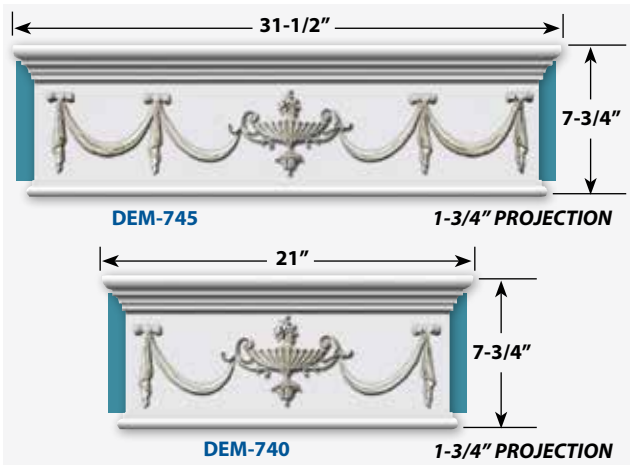

◆ **DEM-394**
Length: 96"
Design Repeat: 1-1/2"




◆ **DEM-396**
Length: 96"



DEM-780-L



DEM-783-L



The examples shown can be applied to most entryways. Door opening configurations may vary. Please measure your specific opening or application.

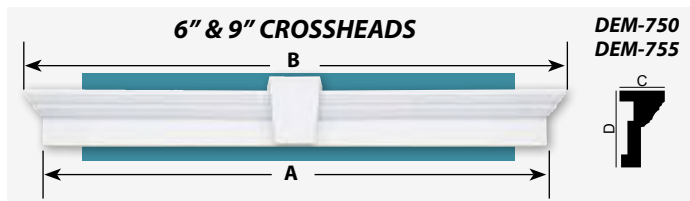
FIELD SANDING REQUIRED TO USE ACCESSORIES WITH PANEL MOULDINGS

All dimensions are approximate. Important: See Page T-2 For Shipping Program



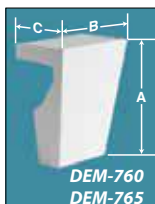
POLYURETHANE ARCHITECTURAL ELEMENTS

- For Interior & Exterior Applications.
- Will not split, decay, warp or rot.
- Primed and ready to paint.
- (When using as an exterior application, we recommend using a "UV" stabilized paint).



DEM-750
DEM-755

Can expand up to approximately 11' using: two DEM-755 + one DEM-765



CROSSHEADS

Part #	A	B	C	D
DEM-750	59-1/2"	63-3/4"	3"	6-1/8"
DEM-755	67-3/16"	72-5/8"	4"	9"

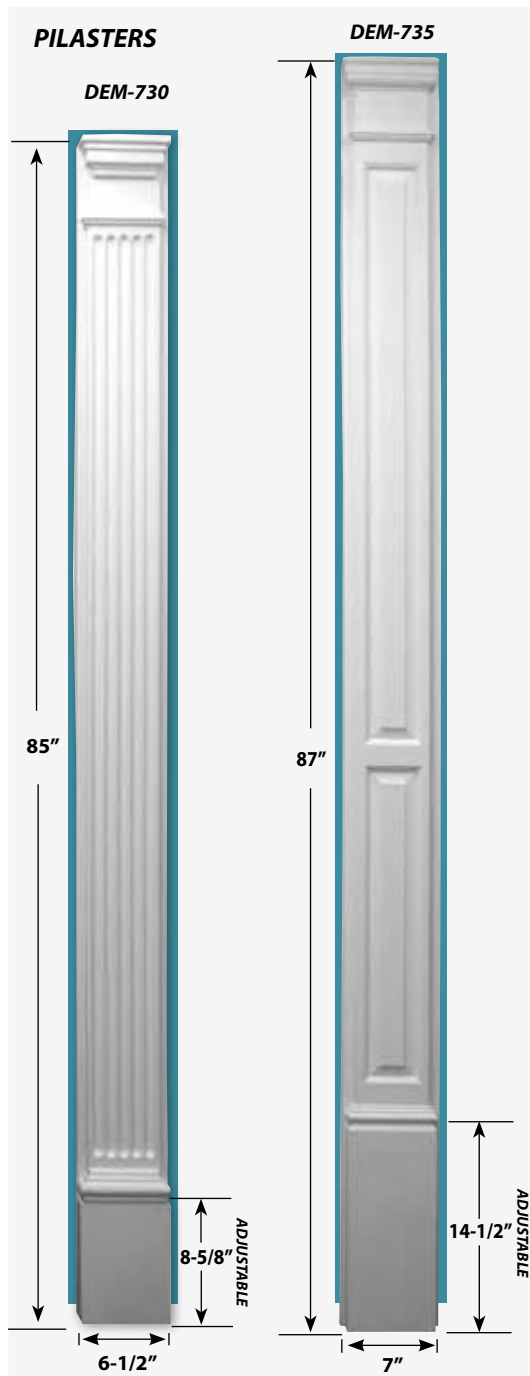
KEYSTONES

Part #	A	B	C	Works With Crosshead
DEM-760	7-1/8"	5-3/4"	3-15/16"	DEM-750
DEM-765	11-7/16"	8-1/4"	6"	DEM-755

PILASTERS w/attached cap & adjustable plinth

Part #	Description	Height	Width	Proj.	Plinth Height
DEM-730	Fluted Pilaster	85"	6-1/2"	2-3/4"	8-5/8"
DEM-735	Raised Panel Pilaster	87"	7"	2-1/8"	14-1/2"

FIELD SANDING REQUIRED TO USE ACCESSORIES WITH PANEL MOULDINGS



All dimensions are approximate. Important: See Page T-2 For Shipping Program

DEM-820 Series


ROSETTES



DEM-820A

4-3/4" H x 4-3/4" W
1-1/8" Projection

CASINGS



DEM-820

96" L x 4-1/2" W
3/4" Projection

PLINTHS



DEM-820C

7-3/4" H x 4-3/4" W
1" Projection



D200

3-1/4" H x 3-1/4" W
1-3/16" Projection



DX119 & D200




DX121 & D210



D210

3-1/4" H x 3-1/4" W
1-3/16" Projection



DX119

90-1/2" L x 3-11/16" W
7/8" Projection



DX121

90-1/2" L x 3-3/4" W
15/16" Projection



D310

9-13/16" H X 3-3/4" W
1-3-16" Projection

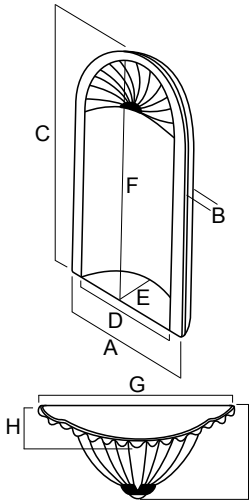
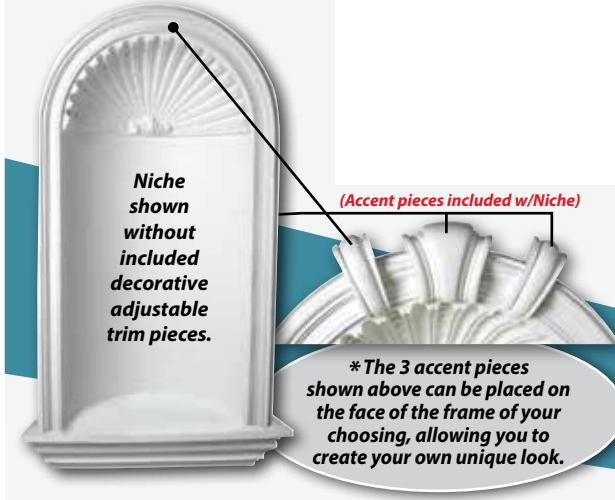


All dimensions are approximate. **Important:** See Page T-2 For Shipping Program

◆ **DEM-602** 16-3/4" W x 27-1/2" H



◆ * **DEM-611** 37-1/2" W x 69" H



Part #	A	B	C	D	E	F	G	H	I
DEM-602	15-1/4"	5-3/8"	23-3/8"	11-3/16"	3-1/2"	22-3/4"	16-3/4"	3-7/8"	3-1/2"
DEM-611	35-1/4"	12"	63-5/8"	27-5/8"	11"	58"	37-1/2"	3-3/4"	5-3/8"



Please refrain from cutting the hole for your niche until you have actual niche for exact measurements

◆ **DEM-635** 23-1/2" W x 34" H

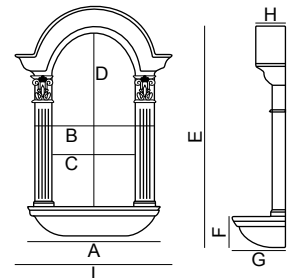


Surface Mounted Niche

No Cutting!
If You Can Hang a Picture, You Can Hang a Niche!

Surface Mounted Niche Dimension Chart

- No construction necessary.
- As simple as hanging a picture.
- Easily installed without having to cut a hole.
- Pre-attached keyhole hangers.



Part #	A	B	C	D	E	F	G	H	I
DEM-635	21-1/8"	19-1/4"	13-3/4"	28-5/8"	34"	2-1/2"	5-7/8"	4-3/8"	23-1/2"

All dimensions are approximate.
Important: See Page T-2 For Shipping Program



ORACDECOR


C O L L E C T I O N

The Art of Decoration

Interior Mouldings & Millwork

Add A Distinctive & Classical Touch To Any Installation

All the decorative elements in the ORAC DECOR Collection are produced in high density polyurethane, primed white. This material is extremely durable and easy to work with. It is tough, dimensionally stable, lightweight and easy to install using common woodworking tools and the Orac Decor adhesives. Adding elements from the ORAC DECOR Collection will enhance any new construction, renovation or redecoration project making a distinctive impression. The ORAC DECOR Collection offers a full range of decorative products reproduced from popular classic to contemporary designs.



Ceiling Medallions



Moulding for Indirect Lighting



Flexible Mouldings



Wall Light Fixtures



Panel Mouldings



3D Wall Elements



Cornice Mouldings



Pilasters



Columns



Wall Surrounds



Corbels



Raised Panels



! WARRANTY: All products are guaranteed to be free from manufacturing defects for 1 year from date of purchase when properly installed. If defects are present, warranty is limited to the replacement of defective material only. Orac Decor/We are not liable for any other costs incurred. !

ULF MORITZ

FOR
ORAC[®]
DECOR

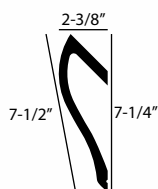
Orac Decor[®] presents a special collection of decorative interior elements created by top designer and strong-minded visionary Ulf Moritz.

“Design is experience. It is finding new ways of bringing an interior to life. That is precisely what Orac Decor[®] does. It plays with shapes and volumes, light and shade, patterns and dimensions. Working with Orac Decor[®] was a unique opportunity for me to develop my ideas. I have designed a collection of 9 decorative profiles and elements for you. These designs are for those who dare. With a little courage, you can create your own extra dimension in your interior. Now it is up to you.”

Cornice Moulding

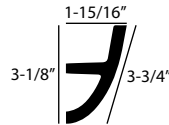
C371

Length: 6' 6"


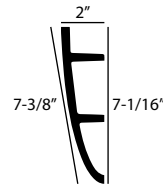




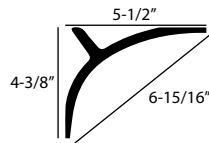
Cornice Moulding
C373
Length: 6' 6"



Cornice Moulding
C374
Length: 6' 6"

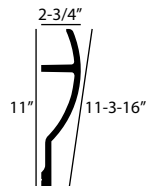


Cornice Moulding
C991
Length: 6' 6"








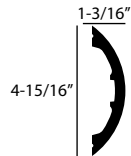
Cornice Moulding
C372
Length: 6' 6"



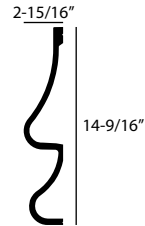
Medallion
R70



Panel Moulding
P3070
Length: 6' 6"




Panel Moulding
P3071
Length: 6' 6"



HERITAGE

FOR
ORAC[®]
DECOR

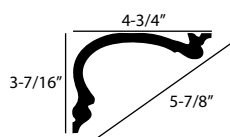
The 6 decorative profiles and elements are inspired by rich English heritage of country houses. The deep, asymmetric curve gives the cornice an even more pronounced sense of depth for an extra-dimensional effect. Inspired by authentic design and made with the latest technology.



Cornice Moulding

C341

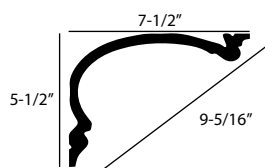
Length: 6' 6"



Cornice Moulding

C342

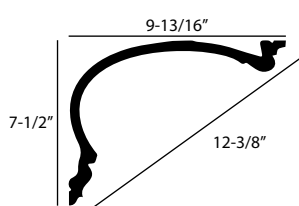
Length: 6' 6"



Cornice Moulding

C343

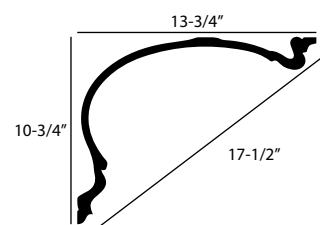
Length: 6' 6"



Cornice Moulding

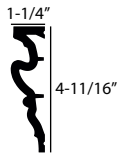
C344

Length: 6' 6"





Door Frame
DX170-2300
Length: 7'6"



Plinth
D330LR
Dimensions:
Width: 4-15/16"
Height: 6-1/4"
Projection: 1-5/8"




P8020
See Page T-80

P4020
See Page T-80

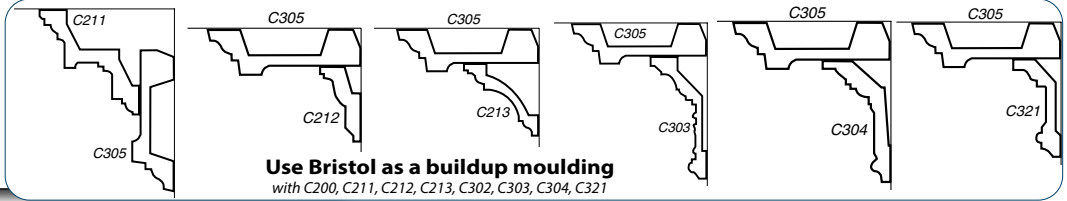
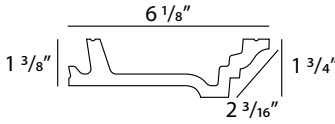
P8020
See Page T-80

“Europe’s #1 Choice for Interior Design”




Bristol
C305 (rigid)

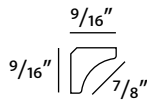
LENGTHS 6'6"
MEASUREMENTS ARE APPROXIMATE





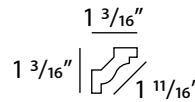
Use Bristol as a buildup moulding with C200, C211, C212, C213, C302, C303, C304, C321



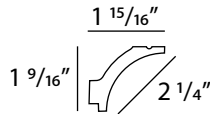
Hampshire
C250 (rigid)
FC250 (flexible**)





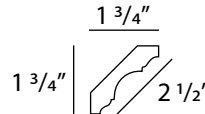
Windsor
C230 (rigid)
FC230 (flexible**)



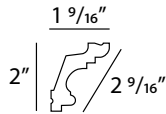
Art Nouveau
C260 (rigid)





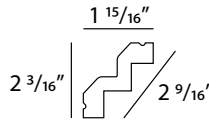
Small Traditional
C215 (rigid)
FC215 (flexible**)



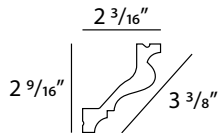
Federal
C322 (rigid)
FC322 (flexible**)




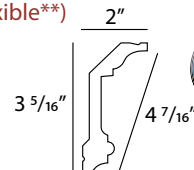
Small Contemporary
C602 (rigid)



American
C200 (rigid)
FC200 (flexible**)

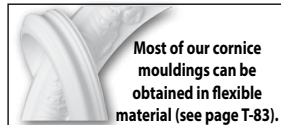


Camden
C321 (rigid)
FC321 (flexible**)



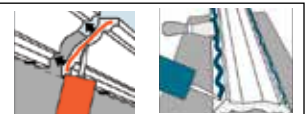
Product Notes: Installations are guaranteed only when Orac Decor DecoFix adhesives are used properly. Ordinary adhesives do not provide the strength needed to prevent joint separation. Check measurement at job site before installing. We are not responsible for deviations of measurement in the catalog.

Important: See Page T-2 For Shipping Program



Most of our cornice mouldings can be obtained in flexible material (see page T-83).

****Flexible Mouldings Have Limitations To Radius That Can Be Performed, See Page T-83 For Important Information Regarding Flexible Applications.**



Use ORAC FIX Extra and ORAC DecoFix Pro for perfect installation (see page T-98).

Ask For our **FREE** Orac color catalog. Individual Free Samples Available. **#A910**

“Europe’s #1 Choice for Interior Design”

LENGTHS 6'6" MEASUREMENTS ARE APPROXIMATE

Medium Traditional
C213 (rigid)
FC213 (flexible**)

Small Cove
C240 (rigid)
FC240 (flexible**)

Sante Fe
C400 (rigid)

Wellington
C220 (rigid)
FC220 (flexible**)

Weston
C331 (rigid)

Monticello
C333 (rigid)
FC333 (flexible**)

Large Traditional
C217 (rigid)
FC217 (flexible**)

Large Contemporary
C300 (rigid)

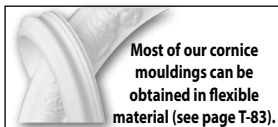
Fairfax
C334 (rigid)
FC334 (flexible**)

Avalon
C332 (rigid)

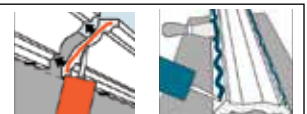


Product Notes: Installations are guaranteed only when Orac Decor DecoFix adhesives are used properly. Ordinary adhesives do not provide the strength needed to prevent joint separation. Check measurement at job site before installing. We are not responsible for deviations of measurement in the catalog.

Important: See Page T-2 For Shipping Program

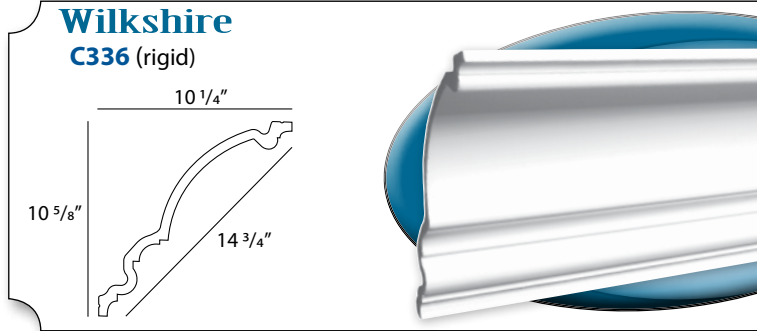


Most of our cornice mouldings can be obtained in flexible material (see page T-83).
****Flexible Mouldings Have Limitations To Radius That Can Be Performed, See Page T-83 For Important Information Regarding Flexible Applications.**




Use ORAC FIX Extra and ORAC DecoFix Pro for perfect installation (see page T-98).
Ask For our **FREE** Orac color catalog. Individual Free Samples Available.
#A910

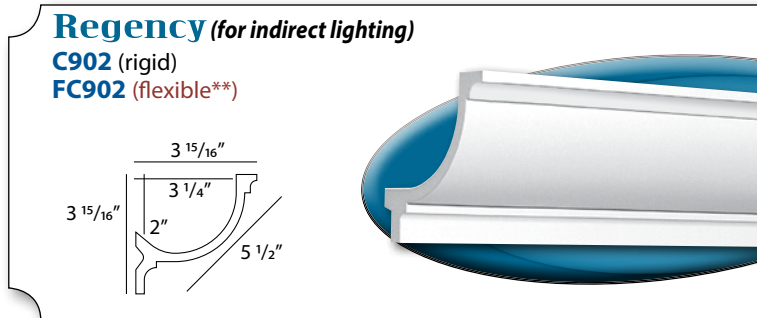
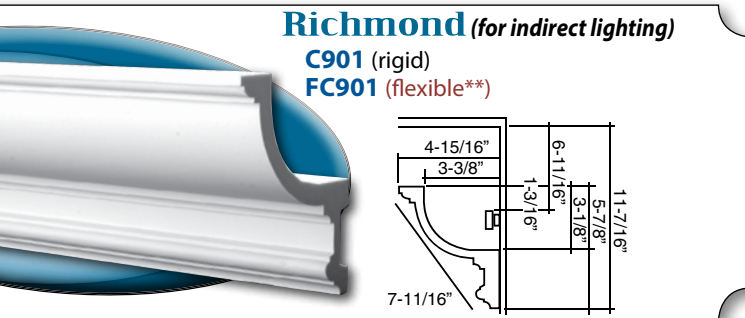
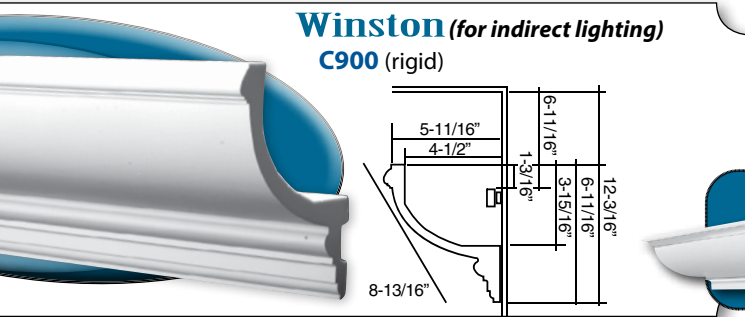
LENGTHS 6'6" MEASUREMENTS ARE APPROXIMATE



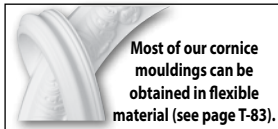
* C990 can be used as a combination item with P9900 & P9901 (see pages T-78)



FOR INDIRECT LIGHTING

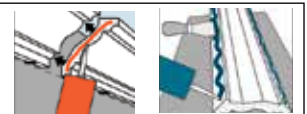


Product Notes: Installations are guaranteed only when Orac Decor DecoFix adhesives are used properly. Ordinary adhesives do not provide the strength needed to prevent joint separation. Check measurement at job site before installing. We are not responsible for deviations of measurement in the catalog.



Most of our cornice mouldings can be obtained in flexible material (see page T-83).

****Flexible Mouldings Have Limitations To Radius That Can Be Performed, See Page T-83 For Important Information Regarding Flexible Applications.**




Use ORAC FIX Extra and ORAC DecoFix Pro for perfect installation (see page T-98).

Ask For our **FREE** Orac color catalog. Individual Free Samples Available. **#A910**

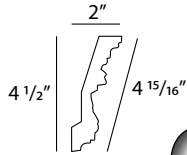
Important: See Page T-2 For Shipping Program

“Europe’s #1 Choice for Interior Design”

LENGTHS 6'6" MEASUREMENTS ARE APPROXIMATE



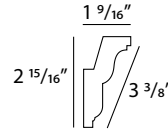
Old English
C201 (rigid)



Design Repeat: 31-1/2"

Small Queen Anne

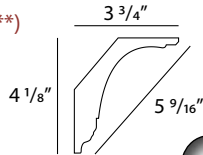
C212 (rigid)
FC212 (flexible**)



Design Repeat: 1-7/8"




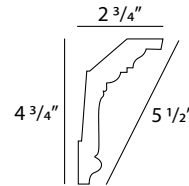
Thatch
C402 (rigid)
FC402 (flexible**)



Design Repeat: 2-1/8"

Sheraton

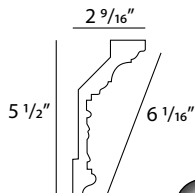
C304 (rigid)
FC304 (flexible**)



Design Repeat: 7/8"




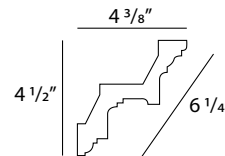
Delft
C303 (rigid)




Design Repeat: 6-1/4"

Small Chippendale

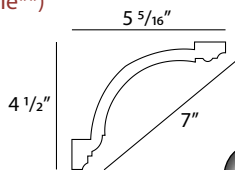
C211 (rigid)
FC211 (flexible**)



Design Repeat: 1-7/16"



Large Queen Anne
C216 (rigid)
FC216 (flexible**)



Design Repeat: 2"

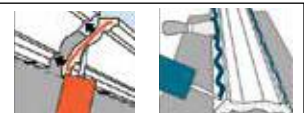


Product Notes: Installations are guaranteed only when Orac Decor DecoFix adhesives are used properly. Ordinary adhesives do not provide the strength needed to prevent joint separation. Check measurement at job site before installing. We are not responsible for deviations of measurement in the catalog.

Important: See Page T-2 For Shipping Program

Most of our cornice mouldings can be obtained in flexible material (see page T-83).

****Flexible Mouldings Have Limitations To Radius That Can Be Performed, See Page T-83 For Important Information Regarding Flexible Applications.**



Use ORAC FIX Extra and ORAC DecoFix Pro for perfect installation (see page T-98).

Ask For our **FREE** Orac color catalog. Individual Free Samples Available. **#A910**

“Europe’s #1 Choice for Interior Design”

LENGTHS 6’6” MEASUREMENTS ARE APPROXIMATE



Harbor Bay
C301 (rigid)
FC301 (flexible**)

Design Repeat: 3-7/8"

Large Classic
C219 (rigid)

Design Repeat: 4"

Large Chippendale
C422 (rigid)

Design Repeat: 1-15/16"

Georgetown w/Corbels
C307 (rigid)
C-307A (Corbel)

Design Repeat: 1-1/2"



For Product Information see page T-71

C307 with C-307A

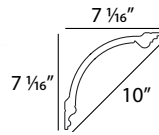
Important: See Page T-2 For Shipping Program

“Europe’s #1 Choice for Interior Design”

Crown Moulding

C338.

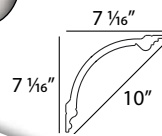
Length: 6' 6"



Decorative Center Moulding

C338A

Length: 6' 6"

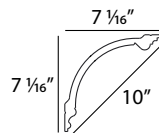
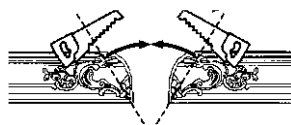


Inside “V” Corner Moulding

C338B

Length: 6' 6"

Yields 1 inside corner

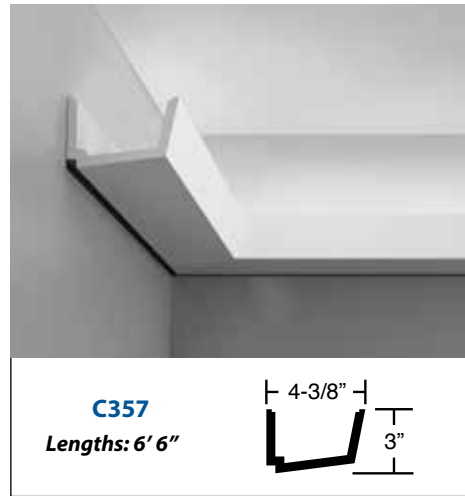
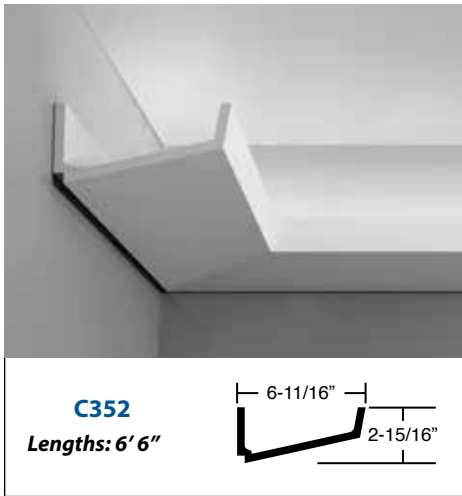


Installations are guaranteed only when Orac Decor DecoFix adhesives are used properly. Ordinary adhesives do not provide the strength needed to prevent joint separation. Check measurement at job site before installing. We are not responsible for deviations of measurement in the catalog.



There is a packing fee per order.

Important: See Page T-2 For Shipping Program

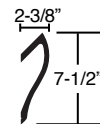





C362
Lengths: 6' 6"

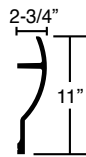


C371
Lengths: 6' 6"

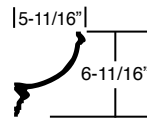




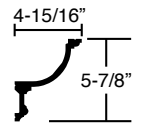
C372
Lengths: 6' 6"



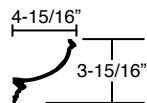
C900
Lengths: 6' 6"



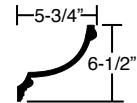
C901
Lengths: 6' 6"



C902
Lengths: 6' 6"



DEM-272
Lengths: 94-1/2"





Accessories (Optional)

LED Ribbon Mounting Channels

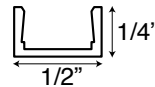


Material: Clear anodized aluminum base for clean straight lines

PRODUCT FEATURES:

Install LED Ribbon with ease!

These new channels can be incorporated into a variety of applications



Part #	Overall Height	Length
L-TASK-11	1/4"	8 ft.

Mounting Options

Mounting 120V Ribbon To Wall

Drill Hole Into Channel & Mount To Wall With Screws



Install 120V Ribbon Into Channel



Mounting 120V Ribbon To Our Moulding

Install 120V Ribbon In Channel and Place On Moulding Shelf



OR

Install 120V Ribbon Directly in Trough without Channel



Other Lighting Options

Other LED lighting options with higher luminous flux output are available. See Pages R-3~4

120V Ribbon Flex
Up To 320 Lumens Per Foot
2835 Chip 140 pcs/meter
(Part # MXL140-28- see pg. R-4)*




120V RGB Ribbon Flex
Up To 190 Lumens Per Foot
5050 Chip 60 pcs/meter




“Europe’s #1 Choice for Interior Design”

LENGTHS 6'6" MEASUREMENTS ARE APPROXIMATE




Sutton
P9050 (rigid)
FP9050 (flexible**)


9/16"
1" | 

Design Repeat: none

Small Weave
P5021 (rigid)
FP5021 (flexible**)

3/8"
1 3/16" | 

Design Repeat: none





Essex
P9040 (rigid)


1"
1 15/16" | 

Design Repeat: none

Providence
P9901 (rigid)
FP9901 (flexible**)

9/16"
2 3/4" | 

Design Repeat: none





Contemporary
P7070 (rigid)
FP7070 (flexible**)



13/16"
2 15/16" | 

Design Repeat: none


Brunswick
P9900 (rigid)
FP9900 (flexible**)

3/8"
3 1/8" | 

Design Repeat: none





Chesterfield
P8040 (rigid)
FP8040 (flexible**)


13/16"
3 15/16" | 

Design Repeat: none

Chatham
P9020 (rigid)

13/16"
3 3/4" | 

Design Repeat: none





Yorkshire
P8050 (rigid)
FP8050 (flexible**)



1 13/16"
4 3/4" | 

Design Repeat: none


Hampton
P9010 (rigid)
FP9010 (flexible**)

1 3/16"
3 9/16" | 

Design Repeat: none

Design Repeat: none
P-5020A
3-9/16"x 3-9/16"x 1/2" D




There is a packing fee per order.

**Important: See Page T-2
For Shipping Program**

Product Installations are guaranteed only when Orac Decor DecoFix adhesives are used properly. Ordinary adhesives do not provide the strength needed to prevent joint separation. Check measurement at job site before installing. We are not responsible for deviations of measurement in the catalog.
Notes:

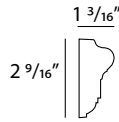
“Europe’s #1 Choice for Interior Design”

LENGTHS 6’6” MEASUREMENTS ARE APPROXIMATE




Chippendale

P6020 (rigid)



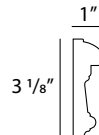
Design Repeat: 3/4"



Sheraton

FP7040 (flexible**)

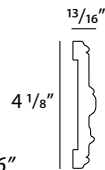
Design Repeat: 7/8"



Victorian Braid

FP7010 (flexible**)

Design Repeat: 9-13/16"

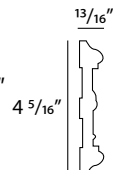


Delft

P7020 (rigid)

FP7020 (flexible**)

Design Repeat: 6-1/4"

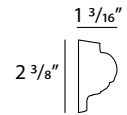



Classic

P3020 (rigid)

FP3020 (flexible**)

Design Repeat: 3-1/8"




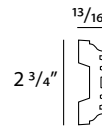
P3020A

16-3/4"H x 16-3/4"W x 1-3/16"

Greek Key

P7060 (rigid)

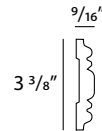
Design Repeat: 2-1/2"



Queen Anne

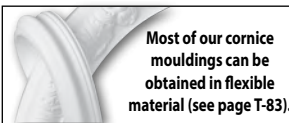
P7030 (rigid)

Design Repeat: 1-1/2"



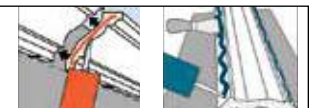
Product Notes:

Installations are guaranteed only when Orac Decor DecoFix adhesives are used properly. Ordinary adhesives do not provide the strength needed to prevent joint separation. Check measurement at job site before installing. We are not responsible for deviations of measurement in the catalog.



Most of our cornice mouldings can be obtained in flexible material (see page T-83).

****Flexible Mouldings Have Limitations To Radius That Can Be Performed, See Page T-83 For Important Information Regarding Flexible Applications.**



Use ORAC FIX Extra and ORAC DecoFix Pro for perfect installation (see page T-98).

There is a packing fee per order.

Important: See Page T-2 For Shipping Program

"Europe's #1 Choice for Interior Design"



LENGTHS 6'6" MEASUREMENTS ARE APPROXIMATE



DUROPOLYMER®

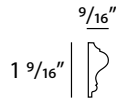
Small Americanna

P8030 (rigid)
FP8030 (flexible**)
Design Repeat: none



P-8030C
P-8030D

P8030D
5-1/8"x
5-1/8"x9/16"




P-8030C
7-1/2"x
2-3/16"x9/16"



All Curves have
an Inside Radius
approximately 5"




P1020,
P8030



P2020
P-201A
P-21

Wellington

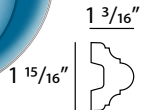

P4020 (rigid)
FP4020 (flexible**)
Design Repeat: none



P-4020A

All Curves have
an Inside Radius
approximately 5"

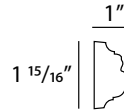

P-4020A
6-1/2" x
2-3/4" x 1-3/16"



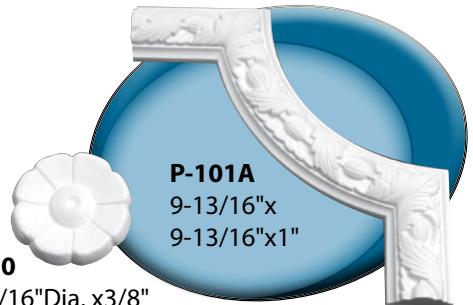
Victorian

P1020 (rigid)

Design Repeat: 2-3/8"



P-20
P-101A




P-101A
9-13/16"x
9-13/16"x1"

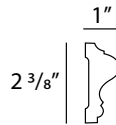
P-20
2-9/16"Dia. x3/8"

Large Americanna

P8020 (rigid)
FP8020 (flexible**)
Design Repeat: none



P-801C



All Curves have
an Inside Radius
approximately 5"

P-801C
7-7/8"x
3-3/8"x1"



American Colonial

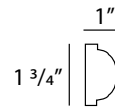
P2020 (rigid)

FP2020 (flexible**)


Design Repeat: 3-1/2"



P-21
P-201A



P-21
2-9/16"x
2-9/16"x3/8"



P-201A
7-5/8"x
7-5/8"x1"

Important: See Page T-2 For Shipping Program



Europe's #1 Choice for Interior Design

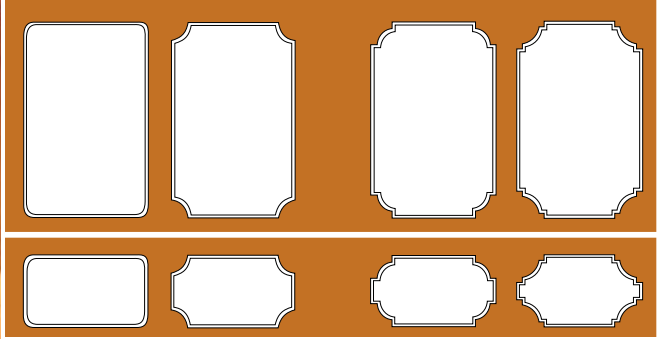


P-801C

P8020




Endless Possibilities





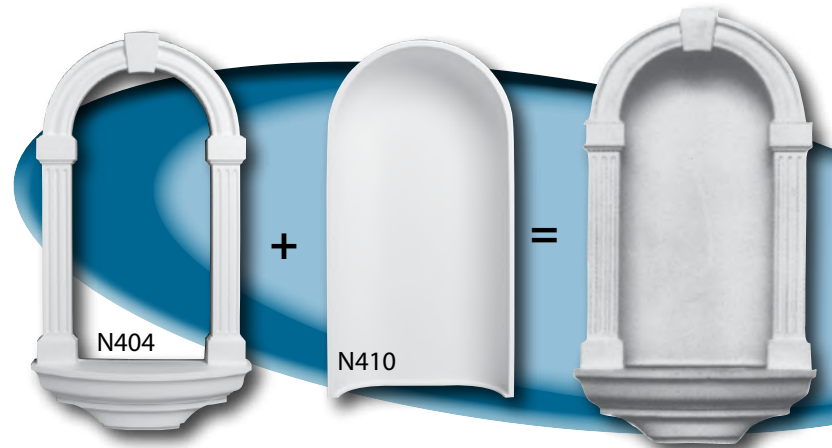
N504, N510



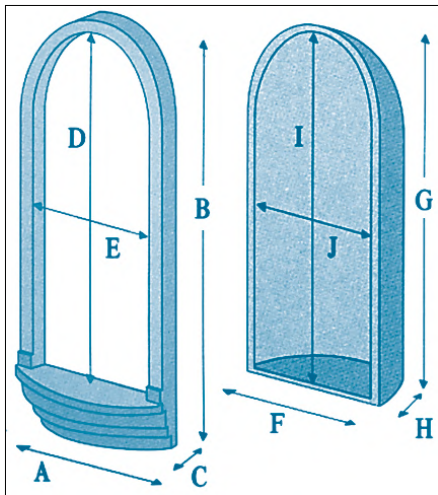
MEASUREMENTS
ARE APPROXIMATE

Note: Please refrain from cutting the hole for your niche until you have the actual niche for exact measurements.

All 400 & 500 series niches come with a translucent shelf for uplighting - (LIGHT & HARDWARE NOT INCLUDED).




N404, N410



Part #	A	B	C	D	E
◆ N404	16-9/16"	29-15/16"	4-5/16"	21-5/8"	9-5/8"
◆ N504	27-3/16"	44-1/2"	4-5/16"	37-3/16"	19-1/2"
Part #	F	G	H	I	J
◆ N410	12-3/16"	23-7/16"	3-3/4"	23-1/16"	11"
◆ N510	22-5/8"	38-3/4"	7-1/16"	37-13/16"	20-7/8"

? Did You Know... Ask for our **FREE** Orac color catalog.

#A910


ORAC DECOR BUILDING GREEN
No VOCs
World's #1 Choice for

Important: See Page T-2 For Shipping Program

“Europe’s #1 Choice for Interior Design”

Our “Bend To Fit”, straight flex is stocked in 6’6” lengths ready for immediate shipping.

This lightweight polymer is capable of moderate radii (see chart below) to suit most applications.

FC & FP Series = Available in Straight 6’6” Lengths
SX Series = Available in Straight 8’ Lengths


NOT RECOMMENDED FOR INDIRECT LIGHTING APPLICATIONS

“Bend To Fit”

Part # Profile	Min. Inside Radius	Min. Outside Radius	Min. Arch Radius
FLEXIBLE CORNICE MOULDINGS			
FC200	5'	5'	N/A
FC211	10'6"	10'6"	N/A
FC212	4'6"	4'6"	N/A
FC213	7'6"	7'6"	N/A
FC215	5'6"	5'6"	N/A
FC216	11'	11'	N/A
FC217	11'	11'	N/A
FC220	9'6"	9'6"	N/A
FC230	3'6"	3'6"	N/A
FC240	7'6"	7'6"	N/A
FC250	3'6"	3'6"	N/A
FC301	9'6"	9'6"	N/A
FC304	5'6"	5'6"	N/A
FC308	4'6"	4'6"	N/A
FC321	4'6"	4'6"	N/A
FC322	4'	4'	N/A
FC331	15'	15'	6'
FC333	12'	12'	N/A
FC334	13'6"	13'6"	N/A
FC402	6'	6'	N/A
FC602	4'6"	4'6"	6'
FC901	12'	12'	N/A
FC902	13'	13'	N/A

“Bend To Fit”

Part # Profile	Min. Inside Radius	Min. Outside Radius	Min. Arch Radius
FLEXIBLE PANEL MOULDINGS			
FP2020	1'	1'	2'6"
FP3020	3'	3"	6'
FP4020	3'	3'	3'
FP5020	1'6"	1'6"	9'
FP5021	1'	1'	2'6"
FP7010	1'	1'	10'
FP7020	1'	1'	9'6"
FP7040	1'6"	1'6"	6'
FP7070	1'6"	1'6"	9'
FP8020	1'6"	1'6"	4'6"
FP8030	1'	1'	2'
FP8040	1'	1'	9'6"
FP8050	1'	1'	9'
FP8060	1'	1'	10'
FP9010	1'6"	1'6"	8'6"
FP9050	1'	1'	2'6"
FP9900	1'6"	1'6"	6'
FP9901	1'6"	1'6"	6'
FLEXIBLE BASE MOULDINGS			
SX105F	1'6"	1'6"	N/A
SX118F	1'6"	1'6"	N/A
SX155F	1'6"	1'6"	N/A



Above radii are the tightest curves capable without deformation of profile and excessive stress on mounting surfaces. We assume no responsibility for material when recommended radii is exceeded. It is best to paint mouldings after installation. See flexible installation page for proper installation procedures.

NOTE: Flexible mouldings may vary slightly in size (more on larger profiles) compared to rigid straight mouldings.

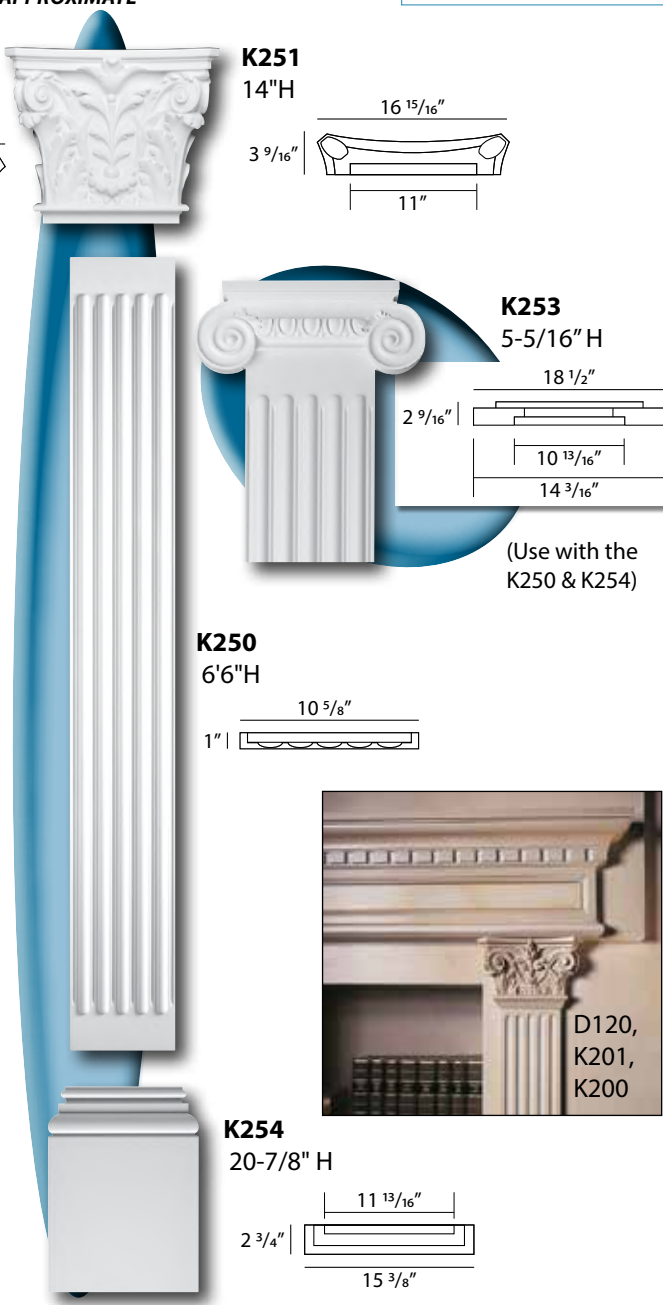
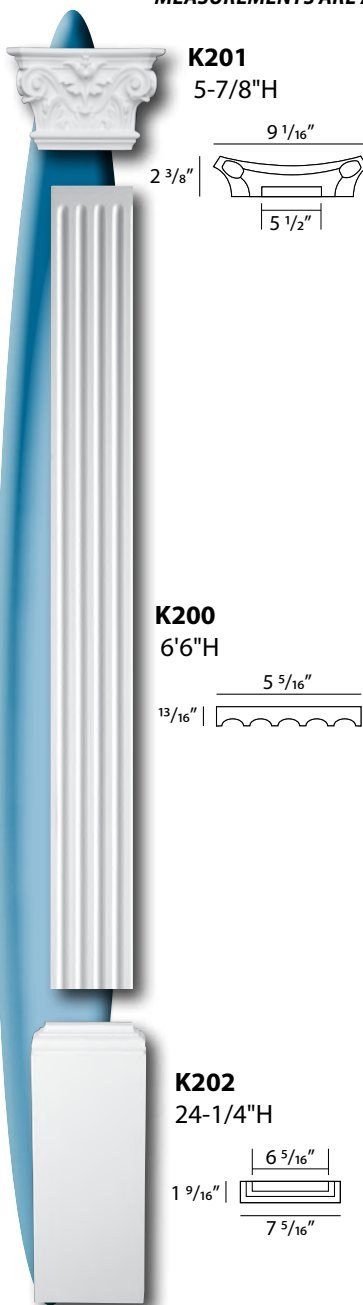



Ask For our **FREE** Orac color catalog. **#A910**
Individual **FREE** Samples Available.



“Europe’s #1 Choice for Interior Design”

MEASUREMENTS ARE APPROXIMATE



Don't Forget...
Use ORAC FIX Extra and ORAC DecoFix Pro for perfect installation (see page T-98).



? Did You Know...

Ask for our **FREE** Orac color catalog. **#A910**
Individual **FREE** Samples Available.



There is a packing fee per order.

Check measurements at job site before installing. We are not responsible for deviations of measurements in the catalog.

Important: See Page T-2 For Shipping Program

“Europe’s #1 Choice for Interior Design”

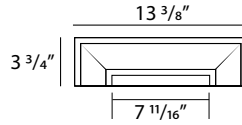
MEASUREMENTS ARE APPROXIMATE



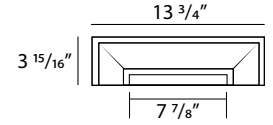
K221,
K220



K221
8-11/16" H

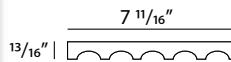


K223
8-7/8" H



(Use with the K220 & K255)

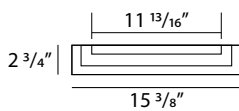
K220
6'6" H



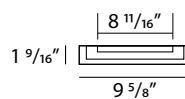
K223,
K220



K254
20-7/8" H



K255
21-1/4" H



Don't Forget...
Use ORAC FIX Extra and ORAC DecoFix Pro for perfect installation (see page T-98).



? Did You Know...

Ask for our **FREE** Orac color catalog. **#A910**
Individual **FREE** Samples Available.



There is a packing fee per order.

Check measurements at job site before installing. We are not responsible for deviations of measurements in the catalog.

Important: See Page T-2 For Shipping Program


“Europe’s #1 Choice for Interior Design”

MEASUREMENTS ARE APPROXIMATE

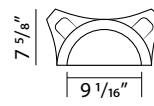


DUROPOLYMER™

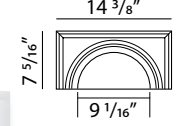
Mix & Match!



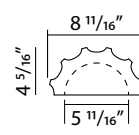
K1121 ♦
11-5/8"H
14"




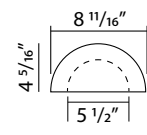
K1111 ♦
11-3/16"H
14 3/8"



K1001 ♦
6'6"H
8 11/16"



K1101 ♦
6'6"H
8 11/16"



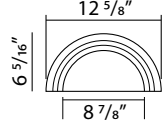
DO NOT CUT COLUMNS.
All height adjustments are to be made by cutting plinth base.

Important:
See Page T-2
For Shipping Program

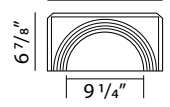
Packing fee per order.

? Did You Know...
Ask For our **FREE** Orac color catalog.
Individual **FREE** Samples Available.
#A910
No. CFCS
ORAC DECOR BUILDING GREEN
World's #1 Choice for

K1151 ♦
4-3/4"H
12 5/8"



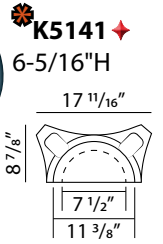
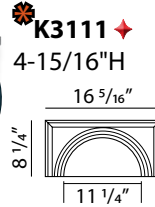



K1131 ♦
22-7/16"H
13 3/4"



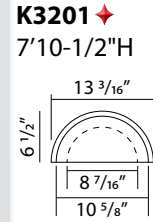
“Europe’s #1 Choice for Interior Design”

MEASUREMENTS ARE APPROXIMATE

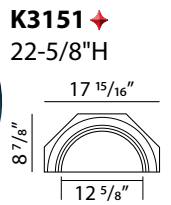
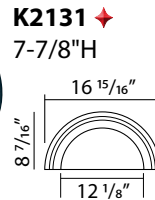
Mix & Match!



Can achieve overall height of approximately 10'-3-1/4" if used with K3151 & K5141



**K1102,
K1152**



DO NOT CUT COLUMNS.
All height adjustments are to be made by cutting plinth base.

Important:
See Page T-2
For Shipping Program

Packing fee per order.

? Did You Know...

Ask For our **FREE** Orac color catalog.
Individual **FREE** Samples Available.

#A910




“Europe’s #1 Choice for Interior Design”

MEASUREMENTS ARE APPROXIMATE

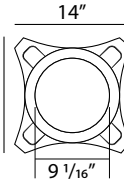


DUROPOLYMER™


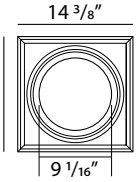
Mix & Match!




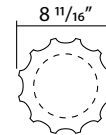
K1122 ♦
11-5/8"H



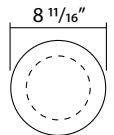
K1112 ♦
11-13/16"H



K1002 ♦
6'6"H



K1102 ♦
6'6"H



K1122



Ask For our FREE Orac color catalog.
Individual FREE Samples Available.

#A910



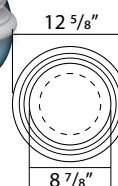
DO NOT CUT COLUMNS.
All height adjustments are to be made by cutting plinth base.

Important:
See Page T-2
For Shipping Program

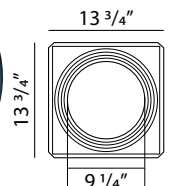
Packing fee per order.



K1152 ♦
4-3/4"H



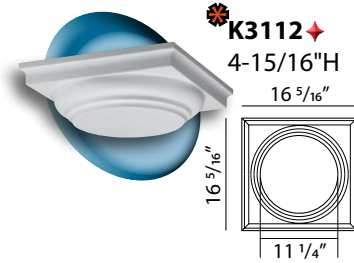
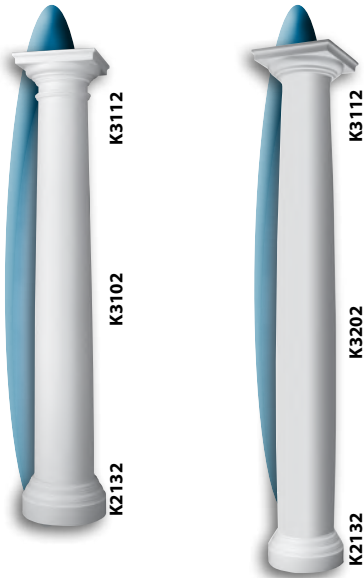
K1132 ♦
22-7/16"H



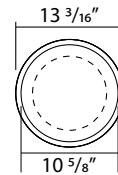
“Europe’s #1 Choice for Interior Design”

MEASUREMENTS ARE APPROXIMATE

Mix & Match!



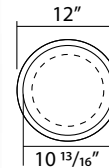
K3202 >
7'10-1/2"H



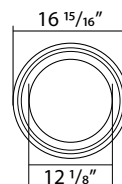
Can achieve overall height of approximately 10'-3-1/4" if used with K5142 & K3152



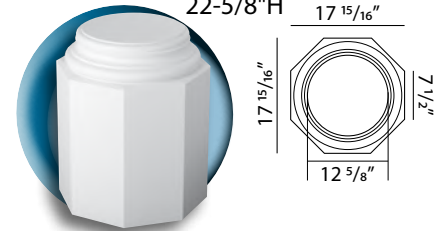
< **K3102** >
6'6"H



K2132 >
7-7/8"H



K3152 >
22-5/8"H



? Did You Know...

Ask For our **FREE** Orac color catalog.
Individual **FREE** Samples Available.

#A910



DO NOT CUT COLUMNS.
All height adjustments are to be made by cutting plinth base.

Important:
See Page T-2
For Shipping Program

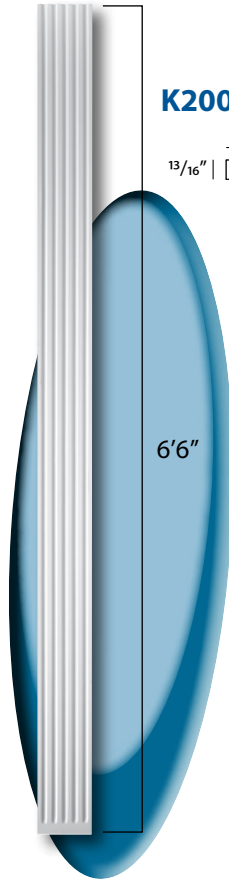
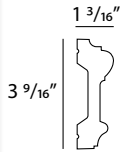
Packing fee per order.

“Europe’s #1 Choice for Interior Design”

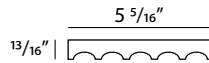
MEASUREMENTS ARE APPROXIMATE




P9010
3-9/16" W x
6'6" H x 1-3/16" D



K200



6'6"



K200 →

D300
3-3/4" W x 10-1/4" H
x 1-9/16" D

Important: See Page T-2 For Shipping Program



Ask For our **FREE** Orac color catalog. **#A910**
Individual **FREE** Samples Available.

There is a packing fee per order.



“Europe’s #1 Choice for Interior Design”

MEASUREMENTS ARE APPROXIMATE

Our medallions are specially designed with a solid core for ornamental plaque use. However, all medallions can be cut with a hole cutter or keyhole saw to accommodate lighting or ceiling fans.




R-10
5-7/8" DIA.



R-11
7-1/2" DIA.



R-12
7-7/8" DIA.



R-07
10-1/4" DIA.



R-13
11-1/4" DIA.



R-14
13-3/16" DIA.



R-08
14-15/16" DIA.



R-31
15-3/16" DIA.



R-12

Don't Forget...
Use ORAC FIX Extra and ORAC DecoFix Pro for perfect installation (see page T-98).



? Did You Know...

Ask For our **FREE** Orac color catalog. **#A910**
Individual **FREE** Samples Available.



Check measurements at job site before installing. We are not responsible for deviations of measurements in the catalog.

Important: See Page T-2 For Shipping Program


“Europe’s #1 Choice for Interior Design”

MEASUREMENTS ARE APPROXIMATE

Our medallions are specially designed with a solid core for ornamental plaque use. However, all medallions can be cut with a hole cutter or keyhole saw to accommodate lighting or ceiling fans.



R-17
18-5/16" DIA.



R-09
19-1/8" DIA.




R-18



R-46
21-1/16" DIA.



R-18
19-5/16" DIA.



R-22
31-5/16" x 20-5/8"

Don't Forget...
Use ORAC FIX Extra and ORAC DecoFix Pro for perfect installation (see page T-98).



? Did You Know...

Ask For our **FREE** Orac color catalog. **#A910**
Individual **FREE** Samples Available.



Check measurements at job site before installing. We are not responsible for deviations of measurements in the catalog.

Important: See Page T-2 For Shipping Program

“Europe’s #1 Choice for Interior Design”

MEASUREMENTS ARE APPROXIMATE

Our medallions are specially designed with a solid core for ornamental plaque use. However, all medallions can be cut with a hole cutter or keyhole saw to accommodate lighting or ceiling fans.



R-66
21-7/16" O.D.
16-15/16" I.D.



R-76
24-7/16" DIA.



R-77
24-7/16" DIA.



◆ **R-52**
27-3/8" DIA.



◆ **R-73**
27-9/16" DIA.



◆ **R-23**
28-1/8" DIA.

Don't Forget...
Use ORAC FIX Extra and ORAC DecoFix Pro for perfect installation (see page T-98).



? Did You Know...

Ask For our **FREE** Orac color catalog. **#A910**
Individual **FREE** Samples Available.



Check measurements at job site before installing. We are not responsible for deviations of measurements in the catalog.

Important: See Page T-2 For Shipping Program

“Europe’s #1 Choice for Interior Design”

MEASUREMENTS ARE APPROXIMATE

Our medallions are specially designed with a solid core for ornamental plaque use. However, all medallions can be cut with a hole cutter or keyhole saw to accommodate lighting or ceiling fans.



◆ **R-24**
31-1/8" DIA.




◆ **R-40**
29-5/16" DIA.



R-40



◆ **R-27**
29-1/2" DIA.



◆ **R-64**
37-5/8" DIA.

Don't Forget...
Use ORAC FIX Extra and ORAC DecoFix Pro for perfect installation (see page T-98).



? Did You Know...

Ask For our **FREE** Orac color catalog. **#A910**
Individual **FREE** Samples Available.



Check measurements at job site before installing. We are not responsible for deviations of measurements in the catalog.

Important: See Page T-2 For Shipping Program

“Europe’s #1 Choice for Interior Design”

MEASUREMENTS ARE APPROXIMATE



DUROPOLYMER®



D102, D62,
D1010, P9010, D300



SINGLE DOOR SURROUNDS

OPENING: Minimum 26-3/4" Wide
Maximum 41-5/16" Wide

Part #	W	H	D
P9010	3-9/16"	6'6"	1-3/16"
P9020	3-3/4"	6'6"	3/4"
D300	3-3/4"	10-1/4"	1-9/16"
D310	3-3/4"	9-13/16"	1-3/16"
D400	50-3/16"	5-11/16"	2-3/16"
D401	50-3/16"	5-11/16"	2-3/16"
D402	4-3/4"	5-11/16"	2-3/8"

DOUBLE DOOR SURROUNDS

OPENING: Minimum 53-1/8" Wide
Maximum 73-5/8" Wide

Part #	W	H	D
P9010	3-9/16"	6'6"	1-3/16"
P9020	3-3/4"	6'6"	3/4"
D300	3-3/4"	10-1/4"	1-9/16"
D310	3-3/4"	9-13/16"	1-3/16"

ACCESSORIES FOR SINGLE & DOUBLE DOOR SURROUNDS

Part #	W	H	D
D200	3-3/4"	3-3/4"	1-3/16"
D210	3-3/4"	3-3/4"	1-3/8"
D62	6-1/8"	4-1/2"	9/16"
D1014	13"	5-1/8"	9/16"

✿ D210
✿ D200
✿ D1014
✿ D62
 D400
 D401
 P9020
 P9010
 D402
 D401
 D300
✿ D310

Dimensions for P9010: 4-3/4" (width), 5-11/16" (height), 2-3/4" (depth)
 Dimensions for P9020: 13/16" (width), 3 3/4" (height)
 Dimensions for D402: 1 3/16" (width), 3 9/16" (height)

? Did You Know...

No CFCs
ORAC DECOR
 World's #1 Choice for
BUILDING GREEN

There is a packing fee per order.

Important: See Page T-2 For Shipping Program

“Europe’s #1 Choice for Interior Design”



DUROPOLYMER®

MEASUREMENTS ARE APPROXIMATE



D507

21-5/8" W x 35-5/8" H x 9/16" D



D500

21-5/8" W x 29-1/2" H x 9/16" D



D503

21-5/8" W x 21-5/8" H x 9/16" D



D506

16-15/16" W x 16-15/16" H x 9/16" D



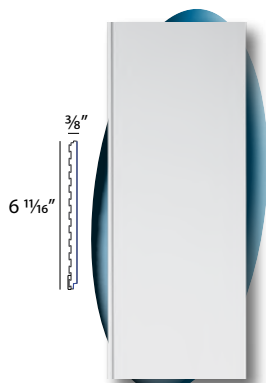
PX169

21-5/8" W x 8-5/8" H x 9/16" D



PX147

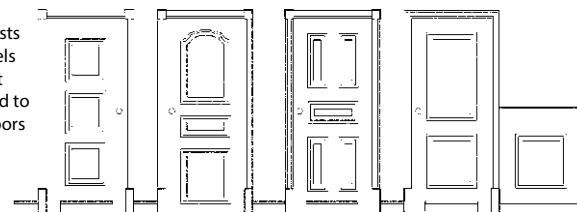
2-3/16" H x 1-3/8" D x 6'6" L



PX147

6-11/16" H x 3/8" D x 6'6" L

This range consists of different panels and a plinth that can be combined to give ordinary doors and walls that classical look of raised panels



D503



PX147 & PX169

Don't Forget
Use ORAC FIX
Extra and
ORAC DecoFix Pro
for perfect installation (see page T-98).



? Did You Know...

There is a packing fee per order.


Ask For our **FREE** Orac color catalog.
#A910




“Europe’s #1 Choice for Interior Design”

MEASUREMENTS ARE APPROXIMATE


THESE FIXTURES ACCEPT A STANDARD BASE BULB UP TO 60 WATTS



L-501



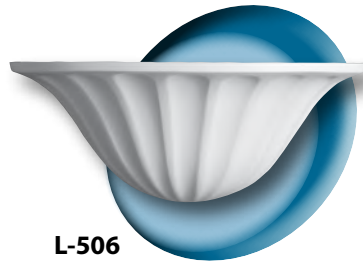
L-504



L-505



L-506



L-506



L-512

Part #	A	B	C
L-501	13-3/4"	8-11/16"	6-5/16"
L-504	12"	5-7/8"	5-7/8"
L-505	16-1/8"	4-1/2"	6-1/2"
L-506	15-3/8"	6-1/8"	7-1/2"
L-512	12"	4-15/16"	6-1/8"

Pediments



D170

41-5/16" W x 9-13/16" H
x 1-3/8" D



Ask For our **FREE** Orac color catalog.
Individual **FREE** Samples Available.

#A910

There is a packing fee per order.



Check measurements at job site before installing. We are not responsible for deviations of measurements in the catalog.



MITER BOXES CAN BE USED FOR ORAC DECOR & SURROUNDS MOULDINGS

ADHESIVES

Decofix PRO

- For mounting elements within the Polyurethane & Duropolymer Collection.
- Basixx uses DecofixPro for Mounting & Joints



FDP-500



FDP-600

Part #	Pcs. Per Carton	Description
FDP-500	12	Cartridge- 310 ml (10-1/2 oz.)
FDP-600	1	Tub- 8.8 lbs.

Decofix POWER ultra strong adhesives for specified heavier profiles, exterior, humid areas & non-porous surfaces.


- For mounting elements within the Polyurethane & Duropolymer Collection.
- Basixx uses Hydro Fix for Mounting & Joints



FDP-700

Part #	Pcs. Per Carton	Description
FDP-700	12	Cartridge-290 ml (9-3/4 oz.)

MITER BOXES



FB-300 -Miter Box

FB-13 -Miter Box

FB-14 -Saw

Part #	Pcs. Per Carton	Max. Width & Height Of Mldg.
FB-300	1	Width & Height 10.83"
FB-13	1	Width - 6.10" & Height - 4.92"
FB-14	1	----

ADJUSTABLE MITER BOX & SAW KIT



Cuts Any Degree

FB-10

1 pc per carton

Additional features for easy fixation and handling.
Moulding Max. Ht. 10.83" & Width 8.86" (for 45 degree)

ORAC FIX, ORAC DECOFIX PRO & ORAC DECOFIX HYDRO Technical Information

Keep ORAC Fix or ORACDecoFix Pro, cool (between +5°C/41°F and +30°C/86°F) and dry, can be stored for 12 months in original, unopened package

Product	Removable With	Open Time	Base	Temp. Prep.
ORAC FIX EXTRA JOINT ADHESIVE	Acetone Before Hardening	Approx. 30 min.	Polyurethane (Diphenylmethane 4,4 - diisocyanate)	Between 5°C/41°F and 30°C/86°F
ORAC DECOFIX PRO	Water Before Hardening	Approx. 15 min.	Synthetic copolymer dispersion	Between 5°C/41°F and 30°C/86°F
ORAC DECOFIX HYDRO	Water and 1% Soap Before Hardening	Approx. 10 min.	One component Adh/Sealant Base On MS Polymer	Between 5°C/41°F and 30°C/86°F

We highly recommend testing your finish on a sample or scrap piece before installing.

ADHESIVE/FILLER YIELDS

Mldg. #	Standard Plus Cartridge FDP-500	Standard Plus Tub FDP-600	Extra Adhesive Tube FX-210
P1020, P2020, P3020, P5021, P6020, P8020, P8030, P9040, P9050, C215, C230, C240, C250, C260, C322, C602	60 ft.	400 ft.	35 joints
P4020, P5020, P5051, P7010, P7020, P7030, P7040, P7060, P7070, P8040, P8050, P8060, P9010, P9020, P9900, P9901, C200, C201, C212, C213, C214, C220, C302, C303, C304, C305, C308, C321, C400	45 ft.	300 ft.	25 joints
P5050, C211, C216, C217, C218, C219, C300, C301, C307, C331, C332, C333, C334, C335, C336, C351, C353, C354, C355, C356, C357, C358, C360, C402, C422, C900, C901, C902, C990	30 ft.	200 ft.	20 joints

Yields are approximate & based on average conditions & installation techniques.



Product Installations are guaranteed only when Orac Decor DecoFix adhesives are used properly. Ordinary adhesives do not provide the strength needed to prevent joint separation. Check measurement at job site before installing. We are not responsible for deviations of measurement in the catalog.
Notes:

Interior Millwork by Focal Point

A printed copy of the
catalog is available,
FREE OF CHARGE.
Please call & request



FP12




DISCONTINUED
PLEASE CALL ONE OF OUR SALES ASSOCIATES FOR OTHER OPTIONS





Memorable Mouldings guide the eye and stir the spirit.
They can elevate a room from mundane to marvelous!


Athenian Leaves



23145

Part #	F	H	P	R	L
23145	4-1/8"	3-1/4"	2-9/16"	2-1/8"	8'

Classic Egg & Dart



23135

Part #	F	H
23135	4-1/8"	3-1/4"

11170

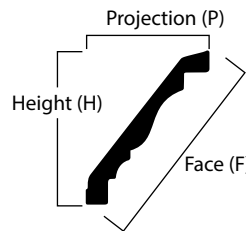


11170

Part #	F	H	P	R	L
11170-6.5	6-1/4"	4-11/16"	4"	-	78"

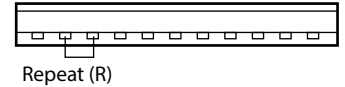


DISCONTINUED
PLEASE CALL ONE OF OUR SALES ASSOCIATES FOR OTHER OPTIONS



Profile Key

Length (L) of 1 piece of moulding.
Our moulding is typically made in 6'6", 8' or 12' lengths.
(Lengths may vary slightly due to pattern repeats.)



Note: We offer the complete line of **Focal Point** products.
If you do not see the **Focal Point** part you are looking for, Please inquire.

Primed White Unfinished Medallions



"Art for your ceiling"... medallions come in a wide array of styles, from classical to contemporary. "Enlighten" your light fixtures and your interior with medallions.

ACANTHUS



Part #	Dia. (D)	Canopy (C)	Proj.
81012	12"	5"	1/2"
81018	18"	5"	5/8"
81031	30-1/4"	5"	1-1/2"
81041	41"	5"	3/4"

RENAISSANCE



Part #	Dia. (D)	Canopy (C)	Proj.
81618	17-7/8"	4-3/8"	1-1/8"
81624	23-7/8"	5"	1-1/8"
81641	41"	6-1/2"	1-3/4"

ROTUNDA



Part #	Dia. (D)	Canopy (C)	Proj.
83012	12-3/8"	5"	1-3/16"
83018	18-1/2"	5"	1-1/8"
83024	24-5/16"	5-1/2"	1-1/8"
83031	31-3/8"	5"	1-1/8"
83034	31-3/8"	5"	1-1/8"

EGG & DART



81012	12"	5"	1-1/2"
81018	18"	5"	1-1/2"



Part #	Dia. (D)	Canopy (C)	Proj.
81024	23-11/16"	5"	2-3/4"

SHELL & BELLFLOWER

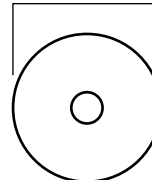


Part #	Dia. (D)	Canopy (C)	Proj.
83424	24-3/8"	5-1/2"	1-5/8"

A "canopy" is the decorative cover that is provided with the light fixture. This is installed against the medallion to cover and allow access to the electrical box opening. If you would like to use the canopy, Focal Point provides maximum "canopy size" information. Unless otherwise noted, the center holes of the medallions are approximately 4"



D (Diameter)



Note: We offer Focal Point's full line of products. If you do not see the Focal Point part you are looking for, please inquire.

Flexible "Made To Fit" Mouldings

Achieve Radii Never Before Possible- Available In 6 Ft. to 12 Ft. Lengths in even 1 Ft. Increments

IMPORTANT NOTES:

1. Material should be removed from box and stored flat when received. Allow it to come to room temperature 24 hours prior to installation.
2. For best results, the use of construction type adhesive in addition to pneumatic pin nailing is recommended. Use of tape or clamps may be helpful in securing the material in position while adhesives bond.
3. "Made-To-Fit" mouldings can be cut, shaped or sanded using normal woodworking equipment.
4. The use of water based stain such as Miniwax works well. Apply with brush or rag and wipe off. Additional coats may be applied if necessary to match wood. Be sure to allow first coat to dry completely before applying more stain. Finish with clear coat after staining.
5. All paints work well. Best results are seen when a primer coat is applied. When using Alkyd Enamels or Oil based Enamels a water base or Latex undercoat is required. Never paint before installation. The material is flexible and the paint may crack during installation.

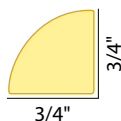
***PLEASE NOTE: Flexible Mouldings May Shrink Up To 2% During Manufacturing (slightly more on larger profiles) in Size Compared To Rigid Mouldings.**

FLEXIBLE MOULDINGS ARE A NON-STOCK ITEM & HAVE A 3 WEEK LEAD TIME. EACH PIECE IS CUSTOM MADE, AND DEPENDING ON APPLICATION, RADIUS INFORMATION AND OR TEMPLATES MAY BE REQUIRED.

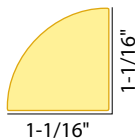
T-WM108



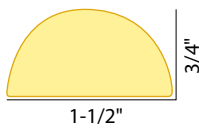
T-WM105



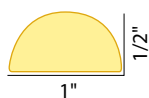
T-WM103



C-NJ714



T-WM120



C-BB6



C-SM425

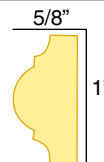


DEM-303 - 96"

Must be purchased in full length pieces

DEM-303F - Flexible - 93"

Must be purchased in full length pieces

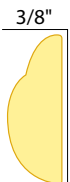


Max Radius 8"
Design Repeat: 7/8"

DE-903 (1"W x 3/8" Thick)

DE-904 (3/4"W x 1/4" Thick)

DE-905 (1/2"W x 1/4" Thick)



Part #	Description
A-2	2 oz. Adhesive (Approx 50' med bead)
AA-2	2 oz. Adhesive Accelerator (Approx 150' Coverage)

SEE MORE OPTIONS ONLINE

3/4" THICK

T-1X225 (3/4" x 2-1/4")

T-WM1X4 (3/4" x 3-1/2")

T-WM1X5 (3/4" x 4-1/2")

T-WM1X6 (3/4" x 5-1/2")

T-WM1X8 (3/4" x 7-1/4")



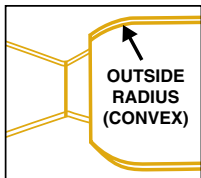
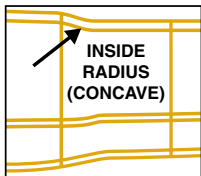
*** BECAUSE EACH PIECE IS MADE TO ORDER, THESE MOULDINGS ARE NON-RETURNABLE.**

Flexible "Made To Fit" Mouldings

Concave (Inside) / Convex (Outside)

Radius Applications:

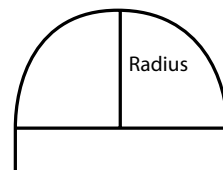
Although radius information may not be required for this application, profiles can not achieve a tighter radius than 3 times the width of the moulding. Example: A 3" wide moulding can achieve a radius of no tighter than 9". Attempting to do so may result in cracking.



Casing Applications:

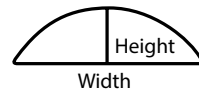
Half Round:

When ordering half circle radius casing, measure the distance across the opening at the widest point. This is the diameter of the circle (see diagram). The radius (height) dimension should be one half the length of the diameter. Specify the radius on your order.



Eyebrow:

When ordering arches or arcs (also called eyebrows or sectionals), measure the height and width of the arch (see diagram). Specify these dimensions when ordering. Templates must be furnished when ordering elliptical and oval casings.

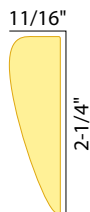


Elliptical:

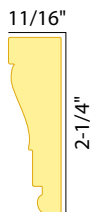
Template required.



T-WM327



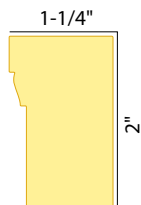
T-WM376



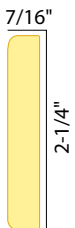
T-SL311



T-WM180



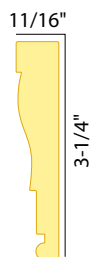
T-WM493



T-WM356



T-WM445



T-RB300



See pages W-3~5 & W-14~20 for our Powder Coated Balusters

SEE MORE OPTIONS ONLINE

*** BECAUSE EACH PIECE IS MADE TO ORDER, THESE MOULDINGS ARE NON-RETURNABLE.**

Half Round & Full Round Columns

Available in Maple, White Oak and Cherry.

CAPS NOT AVAILABLE

HALF ROUND
 BASE: W 6-1/4"
 H: 9"
 D: 2-3/4"
HWC2-MP (MAPLE)
HWC2-WHO (WHITE OAK)
HWC2-CH (CHERRY)

4-1/2" Dia.

FULL ROUND
 BASE: W: 6-1/4"
 H: 9"
 D: 5-1/2"
HWC2F-MP (MAPLE)
HWC2F-WHO (WHITE OAK)
HWC2F-CH (CHERRY)

4-1/2" Dia.
 4" Dia.

OVERALL HT:
 42-7/8"

CAPS NOT AVAILABLE

HALF ROUND
 BASE: W: 6-3/8"
 H: 7-7/8"
 D: 2-3/4"
HWC8-MP (MAPLE)
HWC8-WHO (WHITE OAK)
HWC8-CH (CHERRY)

3-1/2" Dia.

FULL ROUND
 BASE: W: 6-3/8"
 H: 8"
 D: 5-3/4"
HWC8F-MP (MAPLE)
HWC8F-WHO (WHITE OAK)
HWC8F-CH (CHERRY)

4" Dia.

OVERALL HT:
 43"

AVAILABLE IN FULL ROUND ONLY!

FULL ROUND with CAP
 BASE: W: 6-1/2"
 H: 6"
 D: 6"
HWC7F-MP (MAPLE)
HWC7F-WHO (WHITE OAK)
HWC7F-CH (CHERRY)

3" Dia.

5-3/8" Dia.
 1-3/4" Ht.

3-3/4" Dia.
 5-1/2" Dia.

OVERALL HT:
 44-1/8"

FULL ROUND with CAP
 BASE: W: 5-3/4",
 H: 9-5/8", D: 2-1/2"
HWC10-MP (MAPLE)
HWC10-WHO (WHITE OAK)
HWC10-CH (CHERRY)

4-1/2" Dia.
 3-1/2" Dia.

FULL ROUND
 BASE: W: 5-3/4",
 H: 9-5/8", D: 5"
HWC10F-MP (MAPLE)
HWC10F-WHO (WHITE OAK)
HWC10F-CH (CHERRY)

4-1/2" Dia.

7-1/2" Dia.
 2" Ht.
 5-1/4" Ht.

OVERALL HT:
 45"



Shown:
HWC2-MP
 (with ML-2 Surround)



Shown:
HWC8-MP
 (with ML-8 Surround)



Shown:
HWC7F-MP
 (with ML-7 Surround)



Shown:
HWC10-MP
 (with FS-007 Surround)

See pages T-105~107 for our Hand Carved Solid Maple Fire Surrounds

Hand Carved Solid Maple Fire Surrounds

Our solid wood maple surrounds are hand carved from one piece of wood by master European craftsmen who have passed their art down from generation to generation. Meticulously detailed in design, these surrounds create a dramatic look worthy of the finest hearths and fireplaces. Surrounds come unfinished, ready for stain to match your surrounding woodwork. Some filling, sanding and assembly may be required.



< ML-2

Inside Width: 58"
Inside Height: 42"
Body Width: 76-1/2"
Overall Height: 58-1/2"
Shelf Width: 83-1/8"
Shelf Depth: 10-1/2"

FREE SHIPPING*

ML-2S

Inside Width: 50"
Inside Height: 40"
Body Width: 68-1/2"
Overall Height: 56-1/2"
Shelf Width: 75-1/8"
Shelf Depth: 10-1/2"

FREE SHIPPING*



ML-7 >

Inside Width: 58"
Inside Height: 42"
Body Width: 76-1/2"
Overall Height: 54-3/4"
Shelf Width: 82"
Shelf Depth: 10-5/8"

FREE SHIPPING*

ML-7S

Inside Width: 50"
Inside Height: 40"
Body Width: 68-1/2"
Overall Height: 52-3/4"
Shelf Width: 74"
Shelf Depth: 10-5/8"

FREE SHIPPING*

Notes:

- All dimensions are approximate.
- Some assembly is required.
- All fire surrounds must ship freight.

• **FREE Shipping within the continental U.S.***
• ***Additional charge for Alaska & Hawaii**

Hand Carved Solid Maple Fire Surrounds



< EP-14

Inside Width: 58"
Inside Height: 42"
Body Width: 72-1/4"
Overall Height: 55-3/8"
Shelf Width: 78-1/2"
Shelf Depth: 7-1/2"

FREE SHIPPING*

EP-14S

Inside Width: 50"
Inside Height: 40"
Body Width: 64-14"
Overall Height: 53-3/8"
Shelf Width: 70-1/2"
Shelf Depth: 7-1/2"

FREE SHIPPING*

Notes:

- All dimensions are approximate.
- Some assembly is required.
- All fire surrounds must ship freight.
- **FREE Shipping within the continental U.S.***
***Additional charge for Alaska & Hawaii**



FS-007 >

Inside Width: 58"
Inside Height: 42"
Body Width: 82-1/4"
Overall Height: 60"
Shelf Width: 89-1/2"
Shelf Depth: 10"

FREE SHIPPING*

FS-007S

Inside Width: 50"
Inside Height: 40"
Body Width: 74-1/4"
Overall Height: 58"
Shelf Width: 81-1/2"
Shelf Depth: 10"

FREE SHIPPING*

Hand Carved Solid Maple Fire Surrounds



^ **ML-8**

Inside Width: 58"
Inside Height: 42"
Body Width: 72-1/2"
Overall Height: 53-1/8"
Shelf Width: 77-5/8"
Shelf Depth: 8"

FREE SHIPPING*

ML-8S

Inside Width: 50"
Inside Height: 40"
Body Width: 64-1/2"
Overall Height: 51-1/8"
Shelf Width: 69-5/8"
Shelf Depth: 8"

FREE SHIPPING*



^ **FS-004**

Inside Width: 58"
Inside Height: 42"
Body Width: 73"
Overall Height: 54-3/4"
Shelf Width: 79-3/8"
Shelf Depth: 8"

FREE SHIPPING*

FS-004S

Inside Width: 50"
Inside Height: 40"
Body Width: 65"
Overall Height: 52-3/4"
Shelf Width: 71-3/8"
Shelf Depth: 8"

FREE SHIPPING*

Notes:

- All dimensions are approximate.
- Some assembly is required.
- All fire surrounds must ship freight.
- **FREE Shipping within the continental U.S.***
***Additional charge for Alaska & Hawaii**

Polyurethane Mantel Headers & Legs

These decorative, high density ornaments are lightweight, primed and ready to paint.



Part #	Height	Width	Proj.
DCOR-95-XL	41-1/2"	8-1/8"	7-1/4"

Part #	
PFS-59	
<i>(3 Piece Set, 1 Header & 2 Legs)</i>	
Mantel Header	
HEIGHT	9"
WIDTH	59"
PROJ.	6-5/8"
Mantel Leg	
HEIGHT	42-1/2"
WIDTH	6-5/8"
PROJ.	6-1/2"

